


STATE OF MINNESOTA



2011-2014
STATE TRANSPORTATION
IMPROVEMENT PROGRAM
(STIP)

September 2010



Minnesota Department of Transportation

395 John Ireland Blvd.
St. Paul, MN 55155

To the Reader:

The State Transportation Improvement Program (STIP) is a comprehensive four-year schedule of planned transportation projects in Minnesota for state fiscal years 2011, 2012, 2013, and 2014. These projects are for state trunk highways, local roads and bridges, rail crossing projects, and transit capital and operating assistance. This document represents an investment of over \$6.4 billion in federal, state, and local funds over the four years.

This document is the statewide transportation program in which Mn/DOT, local governments, and community and business interest groups worked together in eight District Area Transportation Partnerships (ATPs) to discuss regional priorities and reach agreement on important transportation investments. This state process was developed in response to the Federal “Intermodal Surface Transportation Efficiency Act (ISTEA) of 1991” which focused on enhanced planning processes, greater state and local government responsibility, and more citizen input to decision making. The process has continued under the two following federal transportation acts.

Any questions and comments on specific projects included in this program may be directed to the identified Mn/DOT District Transportation office listed in the Program Listing sections of the document. To further assist you in using this information, a searchable database will be available in November 2010 on the Internet at:

<http://www.dot.state.mn.us/planning/program/stip.html>

General questions or comments can be directed to the Office of Capital Programs and Performance Measures in St. Paul (651-366-3798). Thank you for your interest and support in Minnesota’s Transportation System.

**Minnesota
State Transportation Improvement Program
(STIP)
2011-2014**

Recommended for Approval by:

Mn/DOT's Transportation Program Investment Committee



**Khani Sahebjam
Deputy Commissioner/Chief Engineer**

**Approved by:
Mn/DOT Commissioner**



Thomas K. Sorel

Minnesota
State Transportation Improvement Program
(STIP)

Table of Contents

I.	INTRODUCTION.....	I-2
II.	STATE TRANSPORTATION IMPROVEMENT PROGRAM (STIP).....	II-1
	Certification	II-1
	The Minnesota Statewide Transportation Plan	II-1
	Public Involvement	II-2
	Minnesota Transportation Process for Investment Decisions	II-3
	Financial Plan.....	II-4
	Project Selection.....	II-7
III.	PROGRAM LISTING.....	III-1

APPENDICES

A.	Select Highway and Transit Programs Greater Minnesota MPO Programs.....	A-1
	Transportation Enhancement Activities (TEA)	A-2
	Highway Safety Improvement Program (HSIP)	A-3
	Transit Programs	A-4
	Indian Reservation Roads and Bridge Program (IRR).....	A-5
	Recreational Trails Program	A-6
	Mn/DOT State Road Construction Program	A-7
B.	Other Modal Programs	B-1
	Minnesota Rail Service Improvement Program	B-1
	Port Development Assistance Program.....	B-2
	Minnesota Aeronautics Capital Improvement Program.....	B-3
C.	Detailed Federal Fiscal Constraint Plan	C-1

**Minnesota
State Transportation Improvement Program
(STIP)**

List of Figures

	<u>Page</u>
Figure 1	State Transportation Improvement Program Funding by Program and Year I-3
Figure 2	Transportation Investment Process II-3
Figure 3	State Transportation Improvement Program Funding by Source and Year II-9
Figure 4	State Transportation Improvement Program Funding by District/ATP and Year II-9
Figure 5	Route System Categories III-1
Figure 6	Program Categories III-2
Figure 7	Proposed Fund Categories III-3

Appendix Figures

Figure A-1	Greater Minnesota MPO Funding by Source and Year A-1(2)
Figure A-2	Transportation Enhancement Funding by Year A-2(1)
Figure A-3	Highway Safety Improvement Program Funding by Year A-3(2)
Figure A-4	Transit Funding by Source and Year A-4(2)
Figure A-5	State Road Construction Program Funding by Source and Year A-7(2)
Figure A-6	State Road Construction Program Funding by District/ATP and Year A-7(2)
Figure B-1	Minnesota Rail Service Improvement Program Estimated Funding Summary and Number of Potential Projects by Program and Year B-1(2)
Figure B-2	Port Development Assistance Program Anticipated Expenditures by Port and Year B-2(2)
Figure C-1	Minnesota Detailed Federal Fiscal Constraint Plan 2010-2013 C-1(2)
Figure C-2	Minnesota Federal Advance Construction Forecast C-1(4)

PREFACE

State of Minnesota State Transportation Improvement Program (STIP) 2011-2014

This document is the State of Minnesota State Transportation Improvement Program (STIP) for state fiscal years 2011-2014. It includes an introduction, or overview, of the anticipated expenditures for all modes of transportation under the authority of the Minnesota Department of Transportation (Mn/DOT). The document is organized into three chapters and three appendices.

Chapter I of this document is the introduction to Mn/DOT. It provides information on Mn/DOT's vision for its transportation system and the factors that help shape Mn/DOT's policies and programs.

Chapter II is the formal response to the federal requirements for the STIP under the Safe, Accountable, Flexible, Efficient Transportation Equity Act: A Legacy for Users (SAFETEA-LU). The programming process to develop this STIP began in the fall of 2009 and was developed under the requirements outlined in SAFETEA-LU with a conservative estimate of federal funds anticipated.

Chapter III includes the project listing of all projects using federal-aid highway or transit funding. Projects using only local dollars are not included. These listings are organized by Mn/DOT District/Area Transportation Partnership (ATP) areas.

Appendix A includes a description, expenditure summary and project listing for several federal-aid highway and transit categories. A description of the Mn/DOT State Road Construction Program (SRC) is also included, but without a repeat of the project listing of state trunk highway projects. Appendix B includes, for information purposes only, a description, financial summary, and project listing for other modal programs that are not subject to the federal planning requirements under SAFETEA-LU. Appendix C includes a detailed financial plan for the STIP.

The STIP was developed using programs specified in SAFETEA-LU which was signed into law August 10, 2005. Once approved by the US DOT, the State Transportation Improvement Program for Minnesota is available on the Internet at the following address:

<http://www.dot.state.mn.us/planning/program/stip.html>

I. INTRODUCTION

The Minnesota Department of Transportation (Mn/DOT) was established and operates in order to provide a balanced transportation system including aeronautics, highways, motor carriers, ports, public transit, railroads and pipelines. Mn/DOT is the principal agency in the state for development, implementation, administration, consolidation, and coordination of state transportation policies, plans, and programs. These policies, plans, and programs are developed in cooperation with the public and a variety of transportation partners, including the Twin Cities Metropolitan Council, the six Metropolitan Planning Organizations (MPOs) established in areas with populations exceeding 50,000, the nine Regional Development Commissions (RDCs), county, city, and Indian tribal governments throughout the state.

The Mn/DOT vision is to be a global leader in transportation. Mn/DOT is committed to upholding public needs and to collaboration with internal and external partners to create a safe, efficient and sustainable transportation system for the future. Fundamental to this vision is the need to preserve and maintain the state's physical transportation assets – highways, bridges, airports, water ports, freight, bus, rail, intermodal facilities, and bikeways.

A number of factors are shaping the development of Mn/DOT policies and programs. These include safety, the integration of transportation modes, service and investment preservation, customer focus, economic development, technology, environment partnerships, and federal actions. This document addresses these factors and provides a multimodal focus. This document and the investment levels summarized in Figure 1 do not include the expenditures for infrastructure maintenance. In addition, unless federal funding is a part of the investment, the investments in this document and Figure 1 do not include improvements made by local levels of government. Total government investment in transportation infrastructure could be two to three times the investment level included in this document. The investment in transportation infrastructure improvements included in this document is summarized in Figure 1.

Figure 1					
STATE TRANSPORTATION IMPROVEMENT PROGRAM FUNDING					
INCLUDING RAIL, PORTS, AND AIR					
BY PROGRAM AND YEAR					
(\$ MILLIONS)					
PROGRAM	2011	2012	2013	2014	TOTAL*
Highway Assistance Program¹	1,600	1,253	903	1,241	4,997
Transit Assistance Program²	269	212	241	195	917
SUBTOTAL*	1,869	1,465	1,144	1,433	5,912
Rail Service Assistance Program³	8	8	3	3	22
Port Development Assistance Program⁴	2	1	2	1	6
Airport Development Program⁵	140	117	102	88	446
SUBTOTAL*	150	126	107	92	474
TOTAL*	2,019	1,591	1,251	1,525	6,386

*May not total correctly due to rounding.

¹The Highway Assistance Program includes all federal-aid for highways received through the Federal Highway Administration (FHWA) of the U.S. Department of Transportation (USDOT). It includes all federal apportionment, allocation or special funding. It also includes all state trunk highway funds appropriated for construction, other state appropriated investments and any local funding utilized as match for federal projects. A list of projects is included in Chapter III of the STIP.

²The Transit Assistance Program includes all federal-aid for transit received through the Federal Transit Administration (FTA) of the USDOT. It also includes all state and local funds necessary to match the federal funds and operate the transit systems. The Transit Assistance Program does not include the federal-aid highway funding used for some of the buses, facilities, and other capital purchases for transit. All transit projects are included in Chapter III of the STIP. The transit only portion of Chapter III is listed in Appendix A-4.

³The Minnesota Rail Service Improvement Program (MRSI) was established in 1976 to prevent the loss of rail service on lines potentially subject to railroad abandonment. Projects that fall within the MRSI are divided among 6 programs: rail line rehabilitation, capital improvements for rail shippers, capital improvement for railroads, purchase assistance to rail authorities, loan guarantees and state rail banking.

The MRSI Program does not include funding for rail-highway safety projects included in the highway assistance program. The number of rail service assistance projects is estimated and shown in Appendix B-1.

⁴The Port Development Assistance Program was created in 1991. The 1996, 1998, 2000, 2001, 2003, 2005, 2006, 2008, and 2009 Legislatures set aside a total of \$21.0 million to fund this program. A list of projects that could be funded is included in Appendix B-2.

⁵The Airport Development Program figures shown above include federal and state grant funds plus the local share or match. The project listing in Appendix B-3 is not financially constrained to the anticipated funding, and totals about \$446 million in candidate airport projects statewide over the next 4 years.

II. STATE TRANSPORTATION IMPROVEMENT PROGRAM (STIP)

Certification

In accordance with 23 CFR 450.218, the Minnesota Department of Transportation (Mn/DOT), as the Governor's designee, certifies that the transportation planning process is being carried out in accordance with the following requirements:

1. 23 U.S.C. 134 and 135, 49 U.S.C. 5303 and 5304, and this part;
2. Title VI of the Civil Rights Act of 1964, as amended (42 U.S.C. 2000d-1) and 49 CFR part 21;
3. 49 U.S.C. 5332, prohibiting discrimination on the basis of race, color, creed, national origin, sex, or age in employment or business opportunity;
4. Section 1101(b) of the SAFETEA-LU (Pub. L. 109-59) and 49 CFR part 26 regarding the involvement of disadvantaged business enterprises in USDOT funded projects;
5. 23 CFR part 230, regarding implementation of an equal employment opportunity program on Federal and Federal-aid highway construction contracts;
6. The provisions of the Americans with Disabilities Act of 1990 (42 U.S.C. 12101 *et. seq.*) and 49 CFR parts 27, 37, and 38;
7. Sections 174 and 176 (c) and (d) of the Clean Air Act, as amended (42 U.S.C. 7504, 7506 (c) and (d) and 40 CFR part 93;

8. The Older Americans Act, as amended (42 U.S.C. 6101), prohibiting discrimination on the basis of age in programs or activities receiving Federal financial assistance;
9. Section 324 of title 23 U.S.C., regarding the prohibition of discrimination based on gender; and
10. Section 504 of the Rehabilitation Act of 1973 (29 U.S.C. 794) and 49 CFR part 27 regarding discrimination against individuals with disabilities.

Mn/DOT also concurs with the MPO's determination that the air quality conformity analysis has been completed by the necessary MPOs and has been reviewed and accepted by the Minnesota Pollution Control Agency.

The Minnesota Statewide Transportation Plan

Projects in the STIP are consistent with the *Minnesota Statewide Transportation Policy Plan 2009-2028: Your Destination....Our Priority*, a long-term, multi-modal and statewide plan that is consistent with federal requirements outlined in 23 CFR part 450. The *Plan* addresses federal planning requirements, the transportation goals identified in state law, and reflects *Mn/DOT's Strategic Vision*. The process for developing and updating the *Plan* provides early and continuous opportunities for the involvement of the public and other potentially affected parties.

In accordance with Minnesota Statutes §174.01, Subdivision 1a, the *Plan* is updated every six years, with interim updates as needed by Mn/DOT to promote statewide transportation

planning. The most recent update of Statewide Transportation Plan was completed in August of 2009.

Mn/DOT has concurrently updated the Statewide and District Highway Investment Plans for the 2009-2028 time period. These plans lay out priorities for projected available funding during the next 20 years and establish a balanced program of investment that help achieve strategic priorities of safety, mobility and infrastructure preservation.

Both plans are available for downloading at the following web address: www.dot.state.mn.us/planning/stateplan/index.html

Public Involvement

The last three federal Transportation acts have created less of a federal presence in many transportation decisions. The diminished federal role results in more state/local authority and responsibility for these decisions. The funding flexibility and expanded project eligibility under these acts has given decision makers more options to address transportation priorities. Public involvement in transportation issues and decision making is vital because of this expanded eligibility and diversity. Federal Law requires an opportunity for early and continuous involvement in the development of the *Statewide Transportation Plan* and the STIP. Public involvement is also a mandatory component of the MPO planning process.

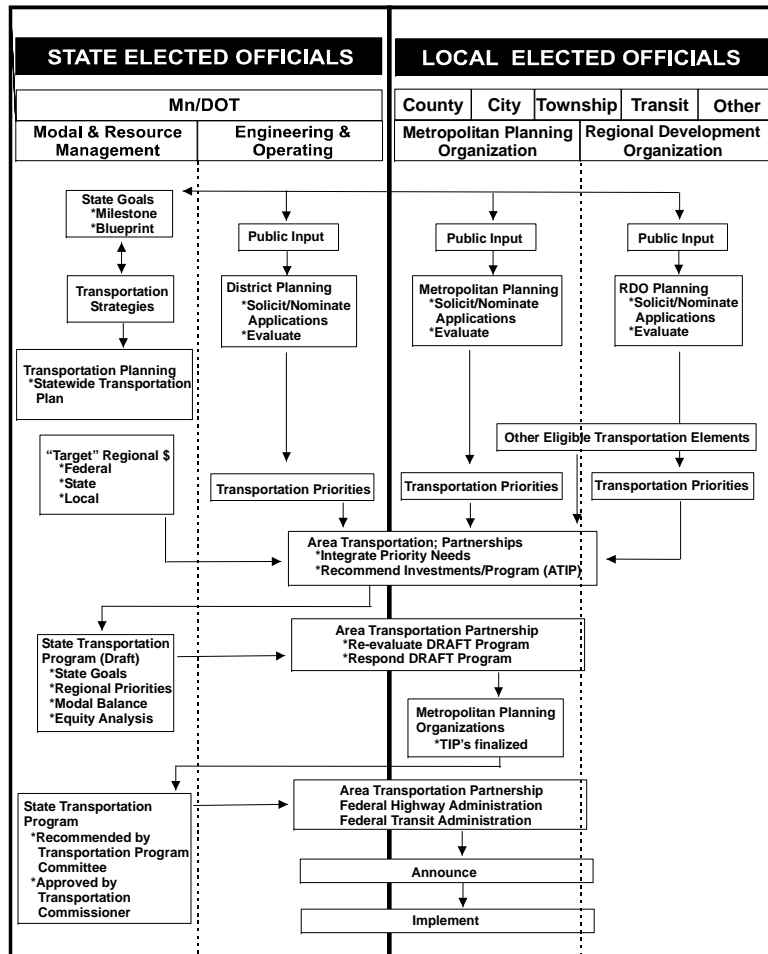
Minnesota's transportation investment process (Figure 2), with the Area Transportation Partnerships (ATPs) provides for early and continuous involvement in the development of the STIP. The process incorporates the public involvement activities of the partners (MPOs, RDCs, counties, cities and others) into

their roles on the ATP. MPOs in accordance with federal requirements have developed public participation processes and use them in conjunction with the development of their Transportation Improvement Programs (TIPs). The MPO TIPs include detailed discussion of public involvement.

In addition to the public input derived through Minnesota's transportation investment process, public meetings, forums, conferences and focus groups have been held throughout the state by the ATP partners, Mn/DOT and modal partners such as transit, rail and bike/pedestrian. Mn/DOT's public involvement guidebook entitled "Hear Every Voice" provides guidance on involving the public in planning, programming, and project development.

Other methods used to encourage public involvement included the use of newsletters, newspaper articles, informational mailings, press releases, websites and an information display at the Minnesota State Fair. A notice of the availability of the draft 2011-2014 STIP was placed in the *State Register* on June 14, 2010. This notice provided a 30 day comment period to the public.

**Figure 2
Transportation Investment Process**



The Metropolitan Council conducts a formal public hearing within the Twin Cities Transportation Management Area (TMA). A significant effort is made by the Metropolitan Council to ensure that all interested and concerned parties are offered an opportunity to participate in the preparation of the Twin Cities TIP. A public meeting was held May 19, 2010 to explain and answer questions about the TIP schedule and approval process and to initiate public comments on the TIP. The required formal public hearing was held on June 16, 2010 to hear comments on the draft TIP. In preparation for these meetings over 300 mailings were or sent, notification was made in the *State Register*, press announcements were sent to the media, and the schedule was published in the *Metropolitan Digest* which is mailed to 600 local elected officials and legislators.

Minnesota Transportation Process for Investment Decisions

The STIP is developed in accordance with the *Guidance for the Development of the State Transportation Improvement Program* published by Mn/DOT in February 2001 and with the memo on *STIP Funding Guidance* dated November 25, 2009. Minnesota’s STIP is developed through a regional geographic model for making investment decisions. The process chart on this page, (Figure 2), displays the partnerships and transportation activities necessary to produce a STIP.

The process is driven by federal, state, local, and regional planning goals and objectives. Statewide investment goals have been drawn from statewide planning studies and policies, the *Minnesota Statewide Transportation Plan*, and an analysis of

previous programs. They are offered as an aid in determining areawide priorities. The process builds on the plans and priorities established by Mn/DOT Districts, MPOs, cities, counties, townships and RDCs.

The investment process uses eight regional partnerships whose boundaries are based on Mn/DOT's State Aid Districts. The partnerships, called Area Transportation Partnerships (ATPs), have as their members both traditional and non-traditional, metropolitan and non-metropolitan stakeholders and can include MPOs, RDCs, cities, counties, townships, transit providers, tribal governments, other interests, and Mn/DOT. The ATPs integrate the state and local priorities within their region and recommend a minimum four year program for federally funded transportation investments. This four year program, when combined with a list of state highway funded projects is considered the draft Area Transportation Improvement Program (ATIP). Each draft ATIP includes a prioritized list of projects that aid in solving transportation problems and implementing the long range objectives for the area.

Balanced investment decisions promote effective and efficient transportation. Safety is a key element of all investments. The principal investment emphasis is preservation and operational improvements in the existing transportation system. Expansion is focused on the state's interregional corridor system that connects major economic centers and bottlenecks in the Twin Cities metropolitan area.

The draft ATIP prepared by each ATP is submitted for inclusion in the draft State Transportation Improvement

Program (STIP). Project cost estimates include an adjustment for inflation. The ATIPs are analyzed and compared to statewide goals and objectives, and unique transportation needs. They are also analyzed for completeness and fiscal constraint. From this a draft STIP is developed. The draft STIP is widely circulated for review and comment before final adjustments are made. This STIP covers four state fiscal years and includes all state and local projects financed with federal (highway or transit) assistance. The STIP also includes other regionally significant projects, all projects on the state highway system and illustrative projects. Illustrative projects are those projects that will be programmed should funding become available.

The final STIP is reviewed and approved by the Federal Highway Administration (FHWA) and the Federal Transit Administration (FTA) prior to any expenditure of federal funds. Upon approval, the document will be used by each ATP as a starting point in the process for developing their next ATIP.

Financial Plan

As mentioned in the Preface of this document, this STIP is a formal response to federal requirements. The STIP financial plan addresses fiscal constraint requirements under SAFETEA-LU. The principal financial assumption is the continuation of existing revenue sources and levels consistent with SAFETEA-LU authorizations. All of the projects in the 2011-2014 STIP are deemed affordable for implementation under these reasonable financial assumptions. The financial constraint requirements under SAFETEA-LU are deemed to be sufficiently flexible to permit the selection of projects from the

second and third year of the STIP to replace projects selected for the first year of the STIP. Mn/DOT reserves the right to make this project selection for the ATPs from within the STIP.

Federal Funding. SAFETEA-LU requires that the federal-aid highway and federal-aid transit projects in the STIP shall be based on financing reasonably expected to be available. The 2011-2014 STIP is based on anticipated federal, state and local funds. The federal-aid revenues are based on estimates of apportionment (formula), allocations, and high priority project funding.

Federal-Aid Highway Formula Funding: Federal-aid highway formula funding is apportioned to the states by formulas established in law. Federal-aid highway apportionments have been highly variable. Minnesota developed this STIP based on a forecast estimate for obligation authority. The federal-aid highway obligation authority estimate for the development of this STIP is \$485 million for all these years of the STIP. The annual obligation limitation of apportionment funds under SAFETEA-LU has been around 85 percent.

Federal-Aid Highway Allocation Funding: Funding available from allocated funding is included in the STIP. Federal-aid highway allocation funding is distributed to the states by administrative formula or by means of a competitive application. Allocated funds include many varied categories of federal-aid, including, but not limited to Public Lands, Indian Reservation Roads, Forest Highways, and Scenic Byways. Allocations of categorical funding generally consist of several small projects that are distributed to specific areas of the state.

Allocations are not always consistent with the time-frame of the development of the STIP.

Annual allocations to individual projects or categories of funding that add up to less than \$1 million are routinely added to the STIP but due to the timing of project identification may require amendments to be processed.

Federal-Aid Highway Earmarked Funding: SAFETEA-LU saw an unprecedented amount of federal funds earmarked by Congress. About \$90 million in Earmarked funding was made available each year under SAFETEA-LU, up from about \$30 million each year under previous transportation acts. Earmarked funding is subject to obligation limitation but is available until spent. Due to project delivery schedules and the rules pertaining to the spending of these funds, the actual level of funding committed each year is variable.

Federal Transit Funding: Federal transit funding includes both formula and discretionary programs: Urbanized Area Formula Program, Non-urbanized Area (rural, small urban, and intercity bus) Formula Program, Special Needs for Elderly Individuals and Individuals with Disabilities Formula Program, Job Access and Reverse Commute Formula Program, New Freedom Formula Program and a discretionary program for major capital needs. The discretionary program provides for discretionary/competitive allocations as well as SAFETEA-LU Statutory Provisions projects for bus and bus-related facilities. Much of the transit program is based on grant applications. In the past, the actual flow of funding was highly variable. The passage of SAFETEA-LU and its provisions to guarantee funding for transit programs keep federal transit funds predictable;

however, federal funds make up only a small percentage of total operating costs for the small urbanized and rural programs.

State Highway and Transit Funding. The State of Minnesota has a biennial budget. State agency programs and operating budgets are based on a balanced budget. The 2011-2014 STIP is based on one year of approved funding and three years of estimated funding. The funding level for the STIP is estimated to be approximately the same for all 4 years of the STIP.

State Highway Funding: Funding for construction from this source is expected to be about \$210 million in 2011 with 2012 thru 2014 averaging about \$290 million per year based on the current revenue forecast. The State Highway cash flow also permits advance constructing projects prior to actual federal dollars being available.

State Transit Funding: Transit assistance comes from two sources, the General Fund and Motor Vehicle Sales Tax (MVST). The transit appropriation from the State General Fund is expected to be about \$11.6 million in 2011 and \$16.3 million for each remaining year of the STIP for Greater Minnesota and about \$49.1 million in 2011 and \$65 million for each remaining year for the Metropolitan Area. The Constitutional Amendment passed in 2007 allocates 40% of MVST revenues to transit purposes, phased in over a five year period. The 40% is split 4% for Greater Minnesota Transit and 36% for Metropolitan Area Transit. With the phase in of MVST, transit funds are expected to be about \$7.5 million in 2008 increasing to \$31.2 million in 2012 for Greater Minnesota

and \$119.1 million in 2008 increasing to \$217.9 million for the Metro Area.

[NO STATE BONDS FOR TRANSIT IN 2010]

Local Highway and Transit Funding. Local funding is assumed to be available to match, or overmatch, the federal-aid for highways and transit. The state and local funding is also expected to be sufficient to maintain and operate the highway and transit systems.

Local Highway Funding: The State has a dedicated fund for state aid roads and bridges for counties and cities of 5,000 and over in population. The funding is available for maintenance and construction and is used in part to maintain the federal-aid highways and to match federal-aid. The local highway funding committed to match the federal highway aid is expected to average about \$115 million per year.

Local Transit Funding: The majority of the funding for the Minneapolis-St. Paul large urbanized area transit system is provided through local and state revenues. Since transit is substantially a local program, estimates of urbanized transit system funding are based on the MPO TIPs. Small urban and rural transit systems have a portion of their funding provided by assistance from the State General Fund and MVST. The local share may be from a large variety of sources.

Special Legislative Funding: The Minnesota State Legislature appropriated additional funding for transportation in the 2008, 2009 and 2010 Transportation Funding Bills. The bills provided \$1.8 billion, 40 million and \$100 million respectively

from trunk highway bond proceeds for improvements on the trunk highway system over the coming years. The bills specify how much and on what the funds should be spent. Program areas to be addressed included the construction, reconstruction, and improvement of trunk highways, the accelerated repair and replacement of highway bridges throughout the state; the construction of interchanges related economic development; and the acceleration of transit facility improvements on or adjacent to trunk highways. Funding was also provided for a trunk highway project in Mn/DOT's Mankato District that meets specific criteria in the bill.

Advance Construction. Federal law permits states to request and receive approval to construct Federal-aid projects prior to receiving apportionment or obligation authority for the Federal-aid funds through the use of Advance Construction (AC). This means that Minnesota may commit future federal funds to a project as long as it goes through the normal FHWA approval and authorization process. An AC project is treated the same as any other federal project and must receive authorization prior to advertisement for letting or work begins on the project. Projects using AC must be fully encumbered in the state road construction budget for the amount of both the state funds and the federal AC amount. AC is available to local governments as well as Mn/DOT.

The agency that uses the AC procedure must “front end” the project with their own funds. These may be state aid funds, local tax funds, State Road Construction funds or some other appropriate funding sources. Local projects utilizing AC funds require a special agreement approved by Mn/DOT's Division of State Aid.

Federal regulations require that projects using AC be shown in the STIP both in the year incurred and that the conversion of AC be shown in each year in which conversion takes place. Conversion is the process of converting AC to the obligation of actual federal funds. In the project listings in this STIP, AC funding is shown in a separate column and the dollar amounts which represent a commitment of future federal fund are not included in the “Total” column. However, the AC conversion dollar amounts are included in the “FHWA” column and the “Total” column in the year in which a project is converted.

See Appendix C for the detailed financial plan.

Project Selection

The project selection process is the identification of the projects to be implemented in the first year of the 2011-2014 STIP. The projects in the remaining years of the STIP are deemed to be eligible for selection for implementation without a formal amendment to the STIP. Mn/DOT reserves the right to select projects for the first year of the STIP from the projects in the last three years of the STIP.

Project selection includes two iterative processes. The first iterative process is “determining the program” from the list of projects within the draft ATIPs. This includes the analysis of the preferred sources of funding for the projects and the directions included in the *Minnesota Statewide Transportation Plan*. It also is the step where the fiscal constraint is maintained. The second iterative process is the review of the STIP. The draft STIP is circulated back to the District/ATP for review and comment. Changes are made in the draft STIP as a result of the review and comment period. The STIP is forwarded to the Commissioner’s staff for review and approval before being sent to the U.S. DOT.

Figure 3 is a summary of the proposed expenditures in the STIP by fiscal year and the proposed source of federal highway or transit funding, state trunk highway funding or other source of state or local funding.

Figure 3 STATE TRANSPORTATION IMPROVEMENT PROGRAM FUNDING BY SOURCE AND YEAR (\$ MILLIONS)					
SOURCE	2011	2012	2013	2014	TOTAL*
Transit Programs					
Federal Transit Administration Funds	184	138	157	120	599
Other Funds	86	75	84	75	319
SUBTOTAL*	269	212	241	195	917
Highway Programs					
Federal –aid Highway Funds	712	524	403	422	2,062
Federal AC Conversion	37	67	101	84	288
State Trunk Highway Funds	228	294	295	290	1,107
Other Funds	624	368	104	442	1,541
SUBTOTAL*	1,600	1,253	903	1,241	4,997
TOTAL*	1,869	1,465	1,144	1,433	5,912

*may not total correctly due to rounding

Figure 4 is a summary of the proposed expenditures in the STIP by fiscal year and ATP.

Figure 4 STATE TRANSPORTATION IMPROVEMENT PROGRAM BY DISTRICT/ATP AND YEAR (\$ MILLIONS)					
DISTRICT/ATP	2011	2012	2013	2014	TOTAL*
1	142	155	115	98	511
2	55	57	55	46	213
3	138	117	89	87	431
4	65	64	56	59	245
6	137	179	153	126	594
7	114	94	55	80	343
8	57	46	47	55	206
SUBTOTAL*	708	712	569	553	2,543
METRO	1,105	712	542	851	3,211
MISC	56	40	33	30	158
TOTAL*	1,869	1,465	1,144	1,433	5,912

*may not total correctly due to rounding

III. PROGRAM LISTING

The following section contains the FY 2011-2014 STIP project listing sorted by District/ATP.

The first page of each District/ATP shows the District/ATP location within the state and the counties included within each District/ATP. The name of the District Transportation Engineer, phone number, and address are shown as well as a general information telephone number.

The second page begins the listing of projects in that District/ATP sorted by Fiscal Year. Within each Fiscal Year, projects are sorted by Route System with Transit project first followed by rail, local roadway, and then state projects.

The following information is provided for each project

Seq # - The sequence number is a unique number assigned to each project in this project listing.

Route System - The route name and number on which the project is located. See Figure 5.

Figure 5 Route System Categories	
Route System	Description
BB	Transit (buses)
CITY	City project
CMAQ	Congestion Mitigation and Air Quality
CR	County Road
CSAH	County State Aid Highway
DA	Disability Act
EN	Enhancement (not assigned to a specific road and not a pedestrian or bicycle path)
FH	Forest Highway
I	Interstate Highway
IRR	Indian Reservation Roads and Bridges
ITS	Intelligent Transportation Systems
LOCAL 999	Local project not associated with a road
MSAS	Municipal State Aid Street
MUN	Municipal Street
PED/BIKE	Pedestrian or Bike Path/Trail (not assigned to a specific road)
PL	Planning
RECTRAIL	DNR Recreational Trail
RR	Railroad
TH	Trunk Highway
TH 999	State project not associated with a road (not an Enhancement)
TWN	Township Road

- Project Number** - Project identifier. Most trunk highway projects start with the control section numbers. Local projects start with either the county number or the city number.
- Agency** - The jurisdiction responsible for implementing projects or for opening bids.
- Description** - The location and/or type of project.
- Miles** - The length of the project.
- Programs** - The program category. See Figure 6.
- Type of Work** - The intent of the project.
- Proposed Funds** - Preliminary fund assignment with exact determination of funding determined upon authorization. See Figure 7.
- Total** - The total estimated cost of the project relative to federal funding to be used in year of letting. This includes advance construction (AC) conversion funding. It does not include the original advance construction funding.
- FHWA** - The total estimated federal aid highway funding to be used for the project. This includes advance construction conversion funding.

Figure 6 Program Categories	
Program	Description
AM	Municipal Agreement
BI	Bridge Improvement
BR	Bridge Replacement
BT	Bike Trail (not an Enhancement)
CA	Consultant Agreement
DR	Drainage
EN	Enhancement (STP)
IR	Indian Reservation Roads
MA	Miscellaneous Agreements
MC	Major Construction
NA	Not Applicable (Uncommitted)
NO	Noise Walls
PL	Planning
PM	Preventive Maintenance
RB	Rest Area/Beautification
RC	Reconstruction
RD	Recondition
RS	Resurfacing
RT	Recreational Trail (DNR only)
RW	Right of Way Acquisition
RX	Road Repair (Bridge and Road Construction) (BARC)
SA	Supplemental Agreement/Cost Overruns
SC	Safety Capacity
SH	Highway Safety Improvement Program (HSIP)
SR	Safety Railroads
TM	Transportation Management
TR	Transit (FHWA)
B9	FTA Urbanized Area Formula – Section 5307
CF	Clean Fuels – Section 5308
B3	FTA Capital Program - Section 5309
NB	FTA Elderly and Person with Disabilities – Section 5310
OB	FTA Non-urbanized Areas - Section 5311
JA	FTA Job Access and Reverse Commute – Section 5316
NF	New Freedom Section 5317

Figure 7 Proposed Fund Categories	
Fund	Description
BF	Bond Funds
BH	Bridge Rehabilitation
BR	Bridge Replacement
BROS	Off System Bridge
CBI	Coordinated Border Infrastructure
CMAQ	Congestion Mitigation and Air Quality
DPS	Department of Public Safety
ER	Emergency Relief
FFM	Federal Fund Miscellaneous (TCSP, Special Appr.)
FH	Forest Highway
FTA	Federal Transit Administration
HSIP	Highway Safety Improvement Program
HSR	High Speed Rail
HPP	High Priority Project (Earmarked)
IM	Interstate Maintenance
IRR	Indian Reservation Roads
ITS	Intelligent Transportation Systems
LF	Local Funds or Other
NCIP	National Corridor Infrastructure (Earmarked)
NHS	National Highway System
PNRS	Projects of National and Regional Significance (Earmarked)
PUB	Public Lands
RES	Research
RRS	STP Rail Safety
RT	Recreational Trail
SB	Scenic Byways
SF	State Funds
STP	Surface Transportation Program
SU	STP Small Urban
TEA	Transportation Enhancement (STP)
TI	Transportation Improvements (Earmarked)
TRLF	Transportation Revolving Loan Fund
UG	STP Urban Guarantee

- AC - The total estimated amount of future federal funds (AC) being committed to a project, front-ended by local/state funds.

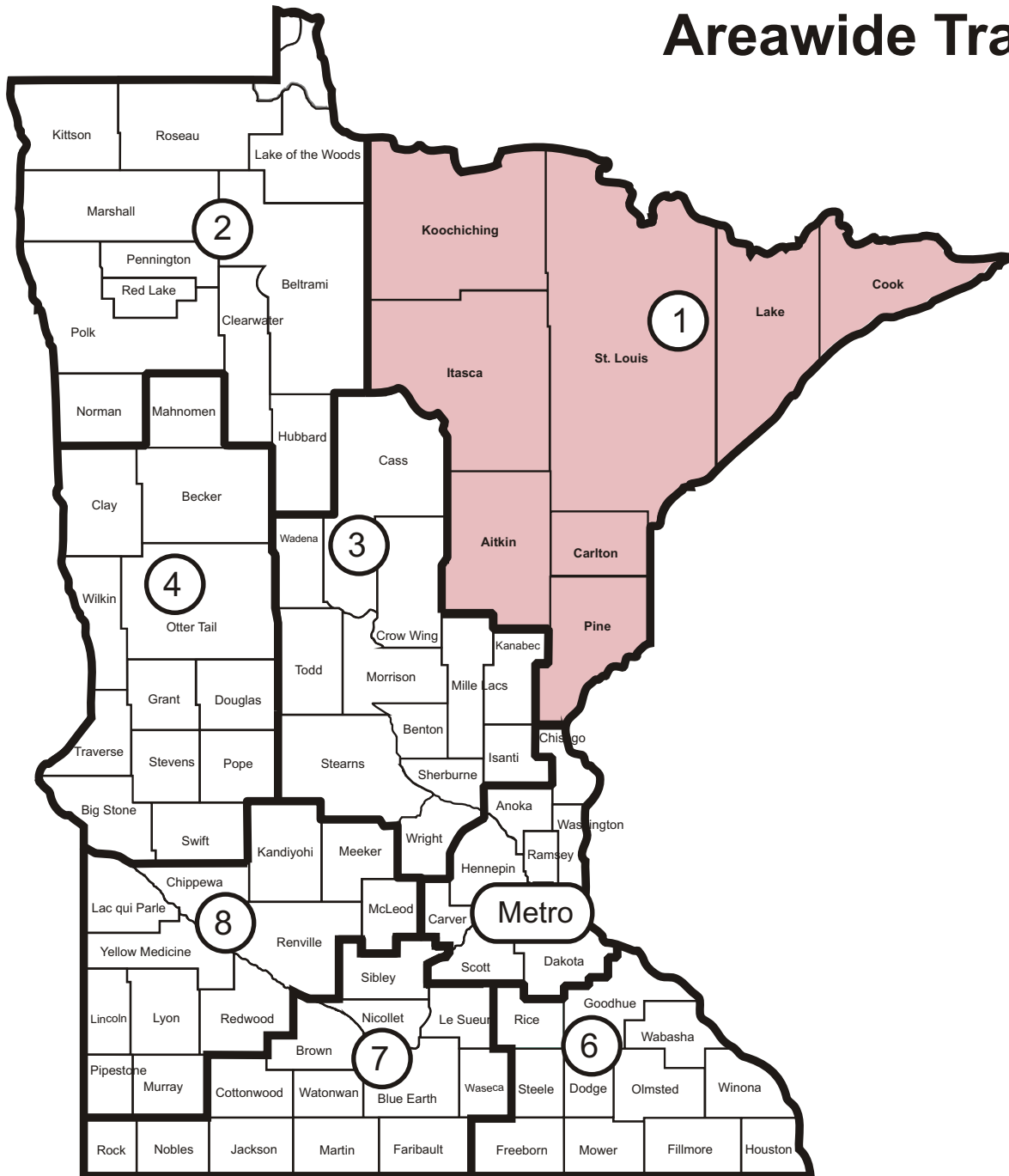
- FTA - The total estimated federal aid transit funding to be used for the project.

- TH - The total estimated state trunk highway funding to be used for the project.

- Other - Estimate of funding other than FHWA, FTA or state TH to be used for the project. This includes local match and special legislative appropriations.

This page left blank intentionally

Areawide Transportation Partnership (ATP) Boundaries



DISTRICT 1

Transportation District Engineer

Mike Robinson

(218) 725-2704

1123 Mesaba Avenue

Duluth, Minnesota 55811

General Information: (218) 725-2700

FAX: (218) 725-2800

Seq #	Route System	Project Number	Agency	Description	Miles	Program	Type of Work	Proposed Funds	Total	FHWA	AC	FTA	TH	Other
1	BB	TRF-0005-11	MNDOT	SECT 5311: AEOA TRANSIT OPERATING ASSISTANCE	0.0	OB	OPERATE BUS	FTA	4,501,100	0	0	1,172,900	0	3,328,200
2	BB	TRF-0016-11A	DULUTH TRANSIT AUTHORITY	SECT 5307: DULUTH DIAL-A-RIDE TRANSIT OPERATING ASSISTANCE	0.0	B9	OPERATE BUS	LF	556,200	0	0	0	0	556,200
3	BB	TRF-0016-11B	DULUTH TRANSIT AUTHORITY	SECT 5307: DULUTH TRANSIT OPERATING ASSISTANCE REGULAR ROUTE & PREVENTATIVE MAINTENANCE	0.0	B9	OPERATE BUS	FTA	9,929,200	0	0	738,000	0	9,191,200
4	BB	TRF-0016-11C	DULUTH TRANSIT AUTHORITY	SECT. 5307: DULUTH TRANSIT CAPITAL	0.0	B9	BUS GRANT CAPITAL IMPROVEMENT	FTA	699,856	0	0	559,885	0	139,971
5	BB	TRF-0022-11	MNDOT	SECT 5311: HIBBING TRANSIT OPERATING ASSISTANCE	0.0	OB	OPERATE BUS	FTA	247,200	0	0	75,480	0	171,720
6	BB	TRS-0016-11	DULUTH TRANSIT AUTHORITY	DTA-PURCHASE 3 BUSES (CLASS 400)	0.0	TR	PURCHASE BUS	STP	210,000	168,000	0	0	0	42,000
7	RR	31-00125	GRAND RAPIDS	CLOSE ONE CROSSING & INSTALL GATES AT 19TH AVE NW IN GRAND RAPIDS (PHASE 2)(AC PROJECT, PAYBACK IN 2014)	0.0	SR	SAFETY TARGET	RRS	97,500	0	877,500	0	0	97,500
8	RR	69-00185	MNDOT	ST LOUIS 223, MUNGER SHAW RD, ST LOUIS CO, INSTALL GATES	0.0	SR	RAILROAD SIGNALS	RRS	225,000	202,500	0	0	0	22,500
9	RR	69-00186	MNDOT	ST LOUIS CO 444, HIBBING, ST LOUIS CO, INSTALL GATES	0.0	SR	RAILROAD SIGNALS	RRS	225,000	202,500	0	0	0	22,500
10	RR	69-00187	MNDOT	ST LOUIS CSAH 27, 1.5 MI E HIBBING, ST LOUIS CO, INSTALL GATES	0.0	SR	RAILROAD SIGNALS	RRS	225,000	202,500	0	0	0	22,500
11	PED/BIKE	001-591-002	AITKIN COUNTY	**SRTS IN** CITY OF AITKIN - SIDEWALK CONSTRUCTION & INTERSECTION IMPROVEMENTS	0.0	BT	PED./BIKE IMPROVEMENT	SRTS	117,400	117,400	0	0	0	0
12	CSAH 10	001-610-022	AITKIN COUNTY	**MN140** JCT TH 169 TO JCT TH 232, GRADING & BASE	7.1	RC	GRADING	HPP	1,930,000	1,544,000	0	0	0	386,000
13	CSAH 10	001-610-025	AITKIN COUNTY	**MN140** JCT TH 169 TO JCT TH 232, BITUMINOUS SURFACING	7.1	RC	BITUMINOUS PAVEMENT	HPP	1,600,000	718,294	0	0	0	881,706
14	CITY 4	009-596-004	CARLTON COUNTY	**MN200** CONSTRUCT TRAIL CONNECTION TO CO HWY 1, CITY OF CARLTON	1.0	BT	PED./BIKE IMPROVEMENT	HPP	179,794	143,835	0	0	0	35,959
15	TWN	009-596-005	TWIN LAKES TOWNSHIP	**MN201* CONSTRUCT PFEIFER ROAD, REMOVE 10 FT RAISED CROSSING, TWIN LAKES TWP	0.0	RC	GRADE AND SURFACE	HPP	543,464	181,217	0	0	0	362,247
16	CSAH 1	009-601-042	CARLTON COUNTY	5.7 MI TO 2.5 MI S WRESNSHALL, MILL & OVERLAY	3.2	RS	MILL AND OVERLAY	STP	480,000	384,000	0	0	0	96,000

Seq #	Route System	Project Number	Agency	Description	Miles	Program	Type of Work	Proposed Funds	Total	FHWA	AC	FTA	TH	Other
17	CSAH 3	009-603-029	CARLTON COUNTY	3.5 MI S CARLTON TO CARLTON, MILL & OVERLAY	4.0	RS	MILL AND OVERLAY	STP	600,000	480,000	0	0	0	120,000
18	LOCAL	016-070-004	COOK COUNTY	COOK COUNTY 6" EPOXY STRIPING (PHASE II)	0.0	SH	STRIPING	HSIP	27,800	25,020	0	0	0	2,780
19	CSAH 8	016-608-010	COOK COUNTY	**MN108** 2.04 TO 4.42 MI NW OF JCT COOK CSAH 12, GRADE & SURFACE	2.4	RC	GRADE AND SURFACE	HPP	2,055,741	1,079,880	0	0	0	975,861
20	CSAH 14	031-614-012	ITASCA COUNTY	2.8 MI E ITASCA CSAH 29, REPLACE BR # 7119	0.1	BR	BRIDGE REPLACEMENT	STP	1,000,000	800,000	0	0	0	200,000
21	PED/BIKE	036-090-001	KOOCHICHING COUNTY	**MN129** CONSTRUCT A BIKE TRAIL ALONG N SIDE OF TH 11 TO VOYAGEURS NATIONAL PARK VISITORS CENTER, BLACK BAY OF RAINY LAKE	3.0	BT	PED/BIKE IMPROVEMENT	HPP	1,559,344	485,947	0	0	0	1,073,397
22	EN	036-596-002	LITTLEFORK	STREETSCAPE IMPROVEMENTS ON TH 217 IN LITTLEFORK	0.0	EN	HISTORIC PRESERVATION	TEA	128,000	102,000	0	0	0	26,000
23	CSAH 155	036-755-001	KOOCHICHING COUNTY	**MN133** CONSTRUCT RD HIGHWAY 332 TO TH 11 INCLUDING A SIGNALIZED RAIL RD CROSSING	0.0	MC	GRADE AND SURFACE	HPP	1,004,153	215,977	0	0	0	788,176
24	EN	038-595-003	LAKE COUNTY	MALLET 229 STEAM ENGINE RESTORATION	0.0	EN	HISTORIC PRESERVATION	TEA	250,000	200,000	0	0	0	50,000
25	CSAH 10	058-610-012	PINE COUNTY	JCT PINE CSAH 9 TO 3.1 MI E, MILL & OVERLAY	3.1	RS	MILL AND OVERLAY	STP	614,190	491,352	0	0	0	122,838
26	LOCAL	069-070-007	ST LOUIS COUNTY	ST LOUIS COUNTY, EDGELINE PROFILE STRIPES	0.0	SH	STRIPING	HSIP	100,000	90,000	0	0	0	10,000
27	PED/BIKE	069-090-021	REGIONAL RAIL AUTHORITY	MN175MESABI TRAIL-BEARHEAD STATE PARK TO TOWER	12.0	BT	PED/BIKE IMPROVEMENT	HPP	600,000	400,000	0	0	0	200,000
28	EN	069-595-006	ST LOUIS COUNTY	IMPROVEMENTS TO DULUTH TRAIN DEPOT, HISTORIC PRESERVATION	0.0	EN	HISTORIC PRESERVATION	TEA	600,000	400,000	0	0	0	200,000
29	CITY	069-597-005	ST LOUIS COUNTY	**MN160** NEW CONNECTION, ST LOUIS CO CSAH 11 (UGSTAD RD) TO CSAH 14 (BOUNDARY AVE), GRADE, SURFACE, BRIDGE	1.1	MC	NEW BRIDGE	HPP STP	5,364,745	4,291,796	0	0	0	1,072,949
30	CR 500	069-598-030	ST LOUIS COUNTY	0.4 MI W JCT ST LOUIS CSAH 25, REPLACE BR # 88751 OVER LITTLEFORK RIVER	0.1	BR	BRIDGE REPLACEMENT	BR	700,000	560,000	0	0	0	140,000
31	CSAH 4	069-604-060	ST LOUIS COUNTY	JCT ST LOUIS CO CSAH 108 TO 0.7 MI N ST LOUIS CO RD 340, RECONSTRUCTION	2.3	RC	GRADE AND SURFACE	STP	4,800,000	3,840,000	0	0	0	960,000
32	CSAH 6	069-606-018	ST LOUIS COUNTY	INTERSECTION OF ST LOUIS CSAH 6 (MAPLE GROVE) & CSAH 103 (STEBNER), TRAFFIC SIGNAL INSTALLATION & GEOMETRIC IMPROVEMENTS	0.0	SC	TRAFFIC SIGNAL INST.	STP	300,000	240,000	0	0	0	60,000

Seq #	Route System	Project Number	Agency	Description	Miles	Program	Type of Work	Proposed Funds	Total	FHWA	AC	FTA	TH	Other
33	LOCAL	088-070-016	ST LOUIS, LAKE COUNTIES	ST LOUIS & LAKE COUNTIES, RUMBLE STRIPES	0.0	SH	STRIPING	HSIP	610,000	549,000	0	0	0	61,000
34	LOCAL 999	091-070-020	DULUTH AIR GUARD	**MN134** CONSTRUCTION OF PRIMARY & SECONDARY ACCESS ROADWAYS TO DULUTH AIR NATIONAL GUARD BASE	0.0	MC	GRADE AND SURFACE	HPP	2,595,969	2,076,775	0	0	0	519,194
35	PED/BIKE	092-090-027	MNDNR	CONSTRUCTION GITCHI GAMI STATE TRAIL, LUTSEN PHASE CO RD 34 TO SKI HILL RD	1.5	EN	PED/BIKE IMPROVEMENT	TEA	1,020,374	816,299	0	0	0	204,075
36	PED/BIKE	092-090-032	MNDNR	**MN102** CONSTRUCTION OF GITCHI-GAMI STATE TRAIL, CASCADE RIVER TO GRAND MARAIS	8.0	BT	PED/BIKE IMPROVEMENT	HPP	1,827,911	1,209,911	0	0	0	618,000
37	PED/BIKE	092-090-034	MNDNR	**MN187** CONSTRUCTION OF GITCHI-GAMI TRAIL, SILVER BAY TO TETTEGOUCHE STATE PARK	7.0	BT	PED/BIKE IMPROVEMENT	HPP	2,649,851	1,349,851	0	0	0	1,300,000
38	PED/BIKE	118-090-018	DULUTH	**MN146** MUNGER TRAIL EXTENSION, DULUTH, PULASKI TO WASECA INDUSTRIAL BLVD., PED/BIKE FACILITY	2.6	BT	PED/BIKE IMPROVEMENT	HPP	2,312,189	1,849,751	0	0	0	462,438
39	MSAS 198	118-198-003	DULUTH	ANDERSON RD BETWEEN CHAMBERSBURG AVE & HAINES RD, RECONSTRUCTION	0.8	RC	GRADE AND SURFACE	STP	2,280,500	1,218,000	0	0	0	1,062,500
40	PED/BIKE	118-591-004	DULUTH	**SRTS IN** CITY OF DULUTH - CONGDON PARK ELEMENTARY SCHOOL INFRASTRUCTURE IMPROVEMENTS	0.0	BT	PED/BIKE IMPROVEMENT	SRTS	137,600	137,600	0	0	0	0
41	PED/BIKE	118-591-006	DULUTH	**SRTS IN** CITY OF DULUTH - LESTER PARK ELEMENTARY SAFE ROUTES TO SCHOOL INFRASTRUCTURE IMPROVEMENTS	0.0	BT	PED/BIKE IMPROVEMENT	SRTS	155,870	155,870	0	0	0	0
42	PED/BIKE	118-591-008	DULUTH	**SRTS IN** CITY OF DULUTH - HARRIET BEECHER STOWE ELEMENTARY SCHOOL - ADDRESS SAFETY ISSUES ALONG PRIMARY ROUTES TO ACCESS SCHOOL (2008 SOLICITATION)	0.0	BT	PED/BIKE IMPROVEMENT	SRTS	142,860	142,860	0	0	0	0
43	PED/BIKE	129-090-006	GRAND RAPIDS	TIOGA TO TH 169 MULTI-USE PED/BIKE TRAIL	1.0	EN	PED/BIKE IMPROVEMENT	TEA	156,250	125,000	0	0	0	31,250
44	PED/BIKE	131-591-001	HIBBING	**SRTS IN** CITY OF HIBBING - CROSSWALK IMPROVEMENTS & SIGNING	0.0	BT	PED/BIKE IMPROVEMENT	SRTS	25,000	25,000	0	0	0	0
45	PED/BIKE	131-591-002	HIBBING	**SRTS IN** CITY OF HIBBING - BICYCLE & PEDESTRIAN EDUCATION & DESIGN WORK IN HIBBING	0.0	BT	PED/BIKE IMPROVEMENT	SRTS	3,000	3,000	0	0	0	0
46	PED/BIKE	131-591-003	HIBBING	**SRTS IN** CITY OF HIBBING - DESIGN & ENGINEERING FOR IMPROVING VISIBILITY OF SCHOOL ZONES, CROSSWALK ENHANCEMENTS & SIDEWALK IMPROVEMENTS AROUND HIBBING HIGH SCHOOL	0.0	BT	PED/BIKE IMPROVEMENT	SRTS	7,000	7,000	0	0	0	0

Seq #	Route System	Project Number	Agency	Description	Miles	Program	Type of Work	Proposed Funds	Total	FHWA	AC	FTA	TH	Other
47	CSAH 6	202-103-008	HERMANTOWN	INTERSECTION OF ST LOUIS CSAH 6 (MAPLE GROVE) & CSAH 103 (STEBNER) , TRAFFIC SIGNAL INSTALLATION & GEOMETRIC IMPROVEMENTS	0.0	SC	TRAFFIC SIGNAL INST.	STP	300,000	240,000	0	0	0	60,000
48	TH 1	8821-196	MNDOT	ELY TO ISABELLA, GROUND IN EDGE LINES, ALL WEATHER PAINT	39.0	SH	STRIPING	HSIP	385,000	346,500	0	0	38,500	0
49	I 35	0980-09801A	MNDOT	JCT TH 33, REDECK BR # 09801	0.0	BI	REDECK	IM	1,517,000	1,365,300	0	0	151,700	0
50	I 35	0980-138	MNDOT	**BP08**1.8 MI S OF N PINE CO LINE TO PINE CO LINE (NB & SB) & PINE CO LINE TO THE S END OF BR 69037 OVER TH 27 (NB) & PINE CO LINE TO 2.6 MI S OF CSAH 4 (SB) UNBONDED CONCRETE OVLY, REPAIR BRS 09815, 09816, 09817, 09820, 09835, 09836, 58811, 58812, 09818	17.6	RC	UNBONDED CONCRETE OVERLAY	BF IM	17,836,380	887,742	0	0	98,638	16,850,000
51	I 35	0980-142	MNDOT	SIGN REPLACEMENT IN CARLTON COUNTY	0.0	SC	LIGHTING	SF	500,000	0	0	0	500,000	0
52	I 35	0980-143	MNDOT	2 MILES SOUTH TO MIDWAY RD, CABLE MEDIAN BARRIER INSTALLATION (ASSOC. SP 6982-299)	1.8	SH	GUARD RAIL	HSIP	188,044	169,240	0	0	18,804	0
53	I 35	5880-177	MNDOT	1 MI N HINCKLEY TO 0.5 MI S OF SANDSTONE (NB+SB), UNBONDED CONCRETE OVERLAY (SCF)	5.9	RC	UNBONDED CONCRETE OVERLAY	IM	11,300,000	10,170,000	0	0	1,130,000	0
54	I 35	6982-290AC1	MNDOT	BOUNDARY AVETO 26TH AVE E, PAVEMENT REPL& REPAIRS, BR REPL BR #S 69831, 69832, 69880 & REPAIRS BR #S 69851, 69852, 69879 + SPOT REPAIRS AT 21ST AVE WEST INTERCHANGE, REMOVE BR #S 69835 & 69828 NEAR 27TH AVE W. SAFETY IMPROVEMENTS (AC PAYBACK 1 OF 3)	10.0	BR	BRIDGE REPLACEMENT	IM	8,150,000	8,150,000	0	0	0	0
55	I 35	6982-6546	MNDOT	JCT OF MIDWAY RD, DECK REPAIRS, BR #S 6546 , 69891, 69892, 69894	0.0	BI	REDECK	IM	1,500,000	1,350,000	0	0	150,000	0
56	I 35	6982-290	MNDOT	INCENTIVE SET ASIDE FOR SP 6982-290	0.0	CA	MISCELLANEOUS	SF	950,000	0	0	0	950,000	0
57	TH 53	6917-127	MNDOT	1.1 MILES SOUTH OF ST LOUIS CO CSAH 52 TO PALEFACE RIVER BRIDGE # 69019 NORTH OF COTTON, THICK BITUMINOUS OVERLAY	4.0	RS	BITUMINOUS OVERLAY	NHS	1,800,000	1,440,000	0	0	360,000	0
58	TH 53	6917-133	MNDOT	14.3 MI S JCT TH 37 OVER PALEFACE RIVER, REPLACE BR # 6603	0.0	BR	BRIDGE REPLACEMENT	NHS	946,000	756,800	0	0	189,200	0
59	TH 53	6917-139	MNDOT	JCT TH 53 & ST LOUIS CSAH 52, COTTON, INTERSECTION IMPROVEMENTS	0.0	SH	SPOT IMPROVEMENT	HSIP	760,000	684,000	0	0	76,000	0
60	TH 61	3807-52	MNDOT	ENGINEERING & CONSTRUCTION OF BAPTISM RIVER REST AREA UPGRADE	0.0	RB	REST AREA	CBI	6,829,000	2,972,000	0	0	0	3,857,000

Seq #	Route System	Project Number	Agency	Description	Miles	Program	Type of Work	Proposed Funds	Total	FHWA	AC	FTA	TH	Other
61	TH 70	3310-11	MNDOT	JCT TH 107 TO JCT TH 361, PAVEMENT RECLAMATION, (ASSOC. SP 5810-15)	9.4	RD	BITUMINOUS RECLAMATION	STP	3,384,819	2,707,855	0	0	676,964	0
62	TH 71	3611-34M	MNDOT	0.1 M N JCT TH 1 TO MARGIE, BITUMINOUS PAVEMENT RECLAMATION (DIST 2 PROJECT)	21.1	RD	PAINT BRIDGE	STP	6,250,000	5,000,000	0	0	1,250,000	0
63	TH 73	6928-69011	MNDOT	0.3MI N OF JCT TH 2 IN FLOODWOOD, REPLACE SUPERSTRUCTURE BR # 69011	0.0	BI	BRIDGE REPAIR OTHER	STP	1,200,000	960,000	0	0	240,000	0
64	TH 107	5812-10M	MNDOT	KANABEC/PINE CO LINE TO JCT TH 23, BITUMINOUS MILL & OVERLAY (TIED TO 3311-09 IN DIST 3)	10.1	RS	MILL AND OVERLAY	STP	2,353,000	1,882,400	0	0	470,600	0
65	TH 123	5802-22	MNDOT	**ELLA**TH 123 TURNS LEFT TO N JCT TH 23, GRADE RAISE, BITUMINOUS OVERLAY	4.0	RD	BITUMINOUS RECLAMATION	STP	2,107,745	1,682,490	0	0	425,255	0
66	TH 169	0115-40M	MNDOT	**ELLA**1.2 MI N GARRISON TO JCT TH 210, AITKIN, MILL & OVERLAY, TURN LANES (DIST 3 PROJECT)	17.3	RS	MILL AND OVERLAY	NHS	4,447,514	3,536,915	0	0	910,599	0
67	TH 169	3116-133	MNDOT	**ELLA**9TH AVE NE, GRAND RAPIDS, TO S LIM OF COLERAINE, MILL & OVERLAY	4.7	RS	MILL AND OVERLAY	NHS	1,783,016	1,426,413	0	0	356,603	0
68	TH 999	8821-192	MNDOT	DISTRICTWIDE RUMBLE STRIPE PROJECT	0.0	SH	STRIPING	HSIP	215,000	193,500	0	0	21,500	0
69	TH 999	8821-193	MNDOT	DISTRICTWIDE RURAL INTERSECTION LIGHTING	39.0	SH	LIGHTING	HSIP	150,000	135,000	0	0	15,000	0
70	TH 999	8821-206	MNDOT	**ADA** DISTRICTWIDE ACCESSIBILITY IMPROVEMENTS	0.0	EN	SPOT IMPROVEMENT	TEA	732,050	585,640	0	0	146,410	0
71	TH 999	8821-207	MNDOT	ELLA DISTRICTWIDE SETASIDES - PREVENTATIVE MAINTENANCE - 2011	0.0	PM	ROAD REPAIR	SF	1,558,606	0	0	0	1,558,606	0
72	TH 999	8801-RW-11	MNDOT	DISTRICTWIDE SETASIDES - R/W ACQUISITION/ACC MGMT - 2011	0.0	RW	RIGHT OF WAY	SF	1,458,000	0	0	0	1,458,000	0
73	TH 999	8801-SAS-11	MNDOT	DISTRICTWIDE SETASIDES - 2011	0.0	NA	MISCELLANEOUS	SF	8,272,000	0	0	0	8,272,000	0
									\$142,268,235	\$73,873,930	\$877,500	\$2,546,265	\$19,464,379	\$46,383,661

Seq #	Route System	Project Number	Agency	Description	Miles	Program	Type of Work	Proposed Funds	Total	FHWA	AC	FTA	TH	Other
74	BB	TRF-0005-12	MNDOT	SECT 5311: AEOA TRANSIT OPERATING ASSISTANCE	0.0	OB	OPERATE BUS	FTA	4,636,133	0	0	1,172,900	0	3,463,233
75	BB	TRF-0016-12A	DULUTH TRANSIT AUTHORITY	SECT 5307: DULUTH DIAL-A-RIDE TRANSIT OPERATING ASSISTANCE	0.0	B9	OPERATE BUS	LF	572,886	0	0	0	0	572,886
76	BB	TRF-0016-12B	DULUTH TRANSIT AUTHORITY	SECT 5307: DULUTH TRANSIT OPERATING ASSISTANCE REGULAR ROUTE & PREVENTATIVE MAINTENANCE	0.0	B9	OPERATE BUS	FTA	10,227,076	0	0	738,000	0	9,489,076
77	BB	TRF-0016-12C	DULUTH TRANSIT AUTHORITY	SECT 5307: DULUTH TRANSIT CAPITAL	0.0	B9	BUS GRANT CAPITAL IMPROVEMENT	FTA	699,856	0	0	559,885	0	139,971
78	BB	TRF-0022-12	MNDOT	SECT 5311: HIBBING TRANSIT OPERATING ASSISTANCE	0.0	OB	OPERATE BUS	FTA	254,616	0	0	75,480	0	179,136
79	BB	TRS-0005-12	MNDOT	ARROWHEAD TRANSIT-PURCHASE 5 BUSES - (CLASS 500)	0.0	TR	PURCHASE BUS	STP	605,000	484,000	0	0	0	121,000
80	BB	TRS-0016-12	DULUTH TRANSIT AUTHORITY	DTA-PURCHASE 10 BUSES TOTAL, 5 WILL BE HYBRID (CLASS 700)	0.0	TR	PURCHASE BUS	STP	4,618,180	3,694,544	0	0	0	923,636
81	RR	38-00107	MNDOT	CSAH 11, W OF TWO HARBORS, UPGRADE TO GATES	0.0	SR	RAILROAD SIGNALS	RRS	250,000	225,000	0	0	0	25,000
82	RR	69-00189	MNDOT	ST LOUIS CO RD 874, GRAND LAKE RD, INSTALL GATES	0.0	SR	RAILROAD SIGNALS	RRS	225,000	202,500	0	0	0	22,500
83	RR	69-00190	MNDOT	ST LOUIS CO RD 452, IRON JCT RD, ST, INSTALL GATES	0.0	SR	RAILROAD SIGNALS	RRS	250,000	225,000	0	0	0	25,000
84	CSAH 7	009-607-021	CARLTON COUNTY CLOQUET	JCT OF DODDRIDGE AVE & TH 33,CLOQUET, TRAFFIC SIGNAL& TURN LANES (ASSOC. 112-102-005)	0.0	SC	TRAFFIC SIGNAL REVISION	STP	750,000	600,000	0	0	0	150,000
85	PED/BIKE	016-030-003	GRAND PORTAGE BAND	GRAND PORTAGE RESERVATION TRAILS	1.3	EN	PED/BIKE IMPROVEMENT	TEA	375,000	300,000	0	0	0	75,000
86	CSAH 12	016-612-070	COOK COUNTY	E LEG OF COOK CO RD 92 TO KEKAKABIC TRAIL, PAVEMENT RECLAMATION	14.3	RD	BITUMINOUS RECLAMATION	STP	2,000,000	1,000,000	0	0	0	1,000,000
87	CSAH 10	031-610-016	ITASCA COUNTY	BETWEEN WARBA & BOVEY, BITUMINOUS OVERLAY	13.2	RS	MILL AND OVERLAY	STP	1,900,000	1,000,000	0	0	0	900,000
88	CSAH 14	038-614-010	LAKE COUNTY	JCT LAKE CO CSAH 2 TO W CO LINE, PAVEMENT RECLAMATION	8.0	RD	BITUMINOUS RECLAMATION	STP	2,500,000	1,200,000	0	0	0	1,300,000
89	CSAH 21	069-621-030	ST LOUIS COUNTY	ST LOUIS TWP RD 6411 TO ST LOUIS CSAH 70, BITUMINOUS PAVEMENT RECLAMATION	8.5	RD	BITUMINOUS RECLAMATION	STP	3,187,500	2,550,000	0	0	0	637,500

Seq #	Route System	Project Number	Agency	Description	Miles	Program	Type of Work	Proposed Funds	Total	FHWA	AC	FTA	TH	Other
90	CSAH 91	069-691-020	ST LOUIS COUNTY	**MN156** ST LOUIS CSAH 91, DM&IR RR CROSSING AT 8TH ST, DULUTH, TO CSAH 56, RECONSTRUCT	2.3	RC	GRADE AND SURFACE	HPP	10,000,000	3,599,601	0	0	0	6,400,399
91	LOCAL	088-070-021	ST LOUIS LAKE COUNTY	ST LOUIS & LAKE COUNTIES, EDGELINE PROFILE STRIPES	0.0	SH	STRIPING	HSIP	361,111	325,000	0	0	0	36,111
92	PED/BIKE	092-090-038	MNDNR	GITCHI GAMI TRAIL-BEAVER RIVER BRIDGE & W RD SEGMENT, PED/BIKE BRIDGE & TRAIL	1.0	EN	PEDESTRIAN BIKE BRIDGE	TEA	1,644,500	500,000	0	0	0	1,144,500
93	PED/BIKE	118-090-016	DULUTH	LAKEWALK EXTENSION PHASE IV, 60TH AVE E TO TH 61, PED/BIKE FACILITY	1.0	EN	PEDESTRIAN BIKE BRIDGE	TEA	657,928	526,342	0	0	0	131,586
94	PED/BIKE	118-090-017	DULUTH	LAKEWALK EXTENSION PHASE V, TH 61 TO BRIGHTON BEACH, PED/BIKE	0.5	EN	PEDESTRIAN BIKE BRIDGE	TEA	812,500	650,000	0	0	0	162,500
95	TH 1	3801-18	MNDOT	**ELLA** US FOREST ROUTE 553 TO US FOREST ROUTE 424, RECONSTRUCTION	5.2	RC	GRADE AND SURFACE	FH	8,625,000	6,900,000	0	0	1,725,000	0
96	I 35	5880-173	MNDOT	0.5 MI S OF SANDSTONE TO 0.9 MI N PINE CSAH 33 (NB+SB), THICK BITUMINOUS OVERLAY BR 91099	11.7	RD	BITUMINOUS OVERLAY	IM	13,000,000	11,700,000	0	0	1,300,000	0
97	I 35	6982-290	MNDOT	INCENTIVE SET ASIDE FOR SP 6982-290	0.0	CA	MISCELLANEOUS	SF	550,000	0	0	0	550,000	0
98	I 35	6982-290AC2	MNDOT	BOUNDARY AVE TO 26TH AVE E, PAVEMENT REPL & REPAIRS, BR REPL BR #S 69831, 69832, 69880 & REPAIRS BR #S 69851, 69852, 69879 + SPOT REPAIRS AT 21ST AVE W INTERCHANGE, REMOVE BR #S 69835 & 69828 NEAR 27TH AVE W, SAFETY IMPROVEMENTS (AC PAYBACK 2 OF3)	10.0	BR	BRIDGE REPLACEMENT	IM	4,888,000	4,888,000	0	0	0	0
99	TH 53	6916-103	MNDOT	JCT OF TH 53 & TH 33, REPLACE BR # 69029	0.0	BR	BRIDGE REPLACEMENT	STP	2,700,000	2,160,000	0	0	540,000	0
100	TH 53	6920-48	MNDOT	**MN239** 4.5 MI S JCT TH1 TO S LIMITS OF COOK, 4-LANE EXPANSION	9.3	MC	GRADE,SURFACE & BRIDGE	NCIP	42,924,177	34,339,342	0	0	8,584,835	0
101	TH 169	3115-51	MNDOT	POKEGAMA AVE, 1ST TO 10TH ST, GRAND RAPIDS, WIDEN, TURN LANES, ACCESS MANAGEMENT IMPROVEMENTS	0.7	RC	GRADE AND SURFACE	NHS	7,500,000	4,560,000	0	0	1,140,000	1,800,000
102	TH 210	0916-11	MNDOT	**BP08** 1.0 MI E JCT TH 45, REPLACE BR # 09001	0.0	BR	REDECK	BF	5,300,000	0	0	0	0	5,300,000
103	I 535	6981-9030E	MNDOT	BLATNIK BR 9030 BETWEEN DULUTH & SUPERIOR, PARTIAL PAINTING & DECK SEAL (MINNESOTA & WISCONSIN SHARES)	0.0	BI	BRIDGE REPAIR	IM	9,000,000	4,050,000	0	0	450,000	4,500,000
104	TH 999	8801-RW-12	MNDOT	DISTRICTWIDE SETASIDES - RW ACQUISITION/ACC MGMT - 2012	0.0	RW	RIGHT OF WAY	SF	1,531,000	0	0	0	1,531,000	0
105	TH 999	8801-SAS-12	MNDOT	DISTRICTWIDE SETASIDES - 2012	0.0	NA	MISCELLANEOUS	SF	12,383,000	0	0	0	12,383,000	0

ATP: 1
 Fiscal Year: 2012

STIP for FY 2011-2014

Seq #	Route System	Project Number	Agency	Description	Miles	Program	Type of Work	Proposed Funds	Total	FHWA	AC	FTA	TH	Other
106	LOCAL 999	8801-SHL-12	MNDOT	DISTRICTWIDE SETASIDE - LOCAL HSIP/HRRR PROJECTS	0.0	SH	SAFETY TARGET	HSIP	443,000	398,700	0	0	0	44,300
									\$155,371,463	\$86,078,029	\$0	\$2,546,265	\$28,203,835	\$38,543,334

Seq #	Route System	Project Number	Agency	Description	Miles	Program	Type of Work	Proposed Funds	Total	FHWA	AC	FTA	TH	Other
107	BB	TRF-0005-13	MNDOT	SECT 5311: AEOA TRANSIT OPERATING ASSISTANCE	0.0	OB	OPERATE BUS	FTA	4,775,217	0	0	1,172,900	0	3,602,317
108	BB	TRF-0016-13A	DULUTH TRANSIT AUTHORITY	SECT 5307: DULUTH DIAL-A-RIDE TRANSIT OPERATING ASSISTANCE	0.0	B9	OPERATE BUS	LF	590,073	0	0	0	0	590,073
109	BB	TRF-0016-13B	DULUTH TRANSIT AUTHORITY	SECT 5307: DULUTH TRANSIT OPERATING ASSISTANCE REGULAR ROUTE	0.0	B9	OPERATE BUS	FTA	10,533,888	0	0	738,000	0	9,795,888
110	BB	TRF-0016-13C	DULUTH TRANSIT AUTHORITY	SECT. 5307: DULUTH TRANSIT CAPITAL	0.0	B9	BUS GRANT CAPITAL IMPROVEMENT	FTA	699,856	0	0	559,885	0	139,971
111	BB	TRF-0022-13	MNDOT	SECT 5311: HIBBING TRANSIT OPERATING ASSISTANCE	0.0	OB	OPERATE BUS	FTA	262,254	0	0	75,480	0	186,774
112	BB	TRS-0005-13	MNDOT	ARROWHEAD TRANSIT-PURCHASE 10 BUSES - (CLASS 500)	0.0	TR	PURCHASE BUS	STP	1,250,000	1,000,000	0	0	0	250,000
113	BB	TRS-0013-13	FOND DU LAC RESERVATION	FOND DU LAC RESERVATION-PURCHASE 2 BUSES, (CLASS 400)	0.0	TR	PURCHASE BUS	STP	145,166	116,133	0	0	0	29,033
114	BB	TRS-0016-13	DULUTH TRANSIT AUTHORITY	DTA-PURCHASE 6 BUSES, (CLASS 500)	0.0	TR	PURCHASE BUS	STP	720,000	576,000	0	0	0	144,000
115	BB	TRS-0022-13	HIBBING	CITY OF HIBBING - PURCHASE 2 BUSES (CLASS 500)	0.0	TR	PURCHASE BUS	STP	242,000	193,600	0	0	0	48,400
116	RR	38-00108	MNDOT	CO 111, AIRPORT RD, INSTALL GATES	0.0	SR	RR X-ING IMPROVEMENTS	RRS	220,000	198,000	0	0	0	22,000
117	RR	38-00109	MNDOT	CO 111, AIRPORT RD, INSTALL GATES	0.0	SR	RR X-ING IMPROVEMENTS	RRS	220,000	198,000	0	0	0	22,000
118	RR	69-00191	MNDOT	SAVANNA RD, CO RD 186, INSTALL GATES	0.0	SR	RR X-ING IMPROVEMENTS	RRS	275,000	247,500	0	0	0	27,500
119	RR	69-00192	MNDOT	MELRUDE RD, CO RD CSAH 59, INSTALL GATES	0.0	SR	RR X-ING IMPROVEMENTS	RRS	220,000	198,000	0	0	0	22,000
120	CSAH 3	001-603-012	AITKIN COUNTY	TH 169 TO TH 232, BITUMINOUS MILL & OVERLAY	5.6	RS	MILL AND OVERLAY	STP	1,400,000	700,000	0	0	0	700,000
121	CSAH 29	031-629-017	ITASCA COUNTY	DORA LAKE TO ITASCA CO CSAH 4, PAVEMENT RECLAMATION/OVERLAY	15.2	RD	BITUMINOUS RECLAMATION	STP	2,200,000	1,760,000	0	0	0	440,000
122	PED/BIKE	038-090-004	LAKE COUNTY	TWO HARBORS TRAIL SYSTEM RR UNDERPASS BRIDGE	0.4	EN	PED/BIKE IMPROVEMENT	TEA	429,149	343,319	0	0	0	85,830
123	CSAH 11	058-611-013	PINE COUNTY	WEST PINE CO LINE TO JCT PINE CO CSAH 61, BITUMINOUS MILL & OVERLAY	9.0	RS	MILL AND OVERLAY	STP	2,475,000	1,980,000	0	0	0	495,000

Seq #	Route System	Project Number	Agency	Description	Miles	Program	Type of Work	Proposed Funds	Total	FHWA	AC	FTA	TH	Other
124	CSAH 7	069-607-045	ST LOUIS COUNTY	MT IRON, JCT ST LOUIS CO CSAH 101 TO JCT TH 169, BITUMINOUS PAVEMENT RECLAMATION	4.7	RD	BITUMINOUS RECLAMATION	STP	2,350,000	1,580,000	0	0	0	770,000
125	CSAH 10	069-610-006	ST LOUIS COUNTY	ARNOLD RD TO JEAN DULUTH RD, RESURFACING	2.1	RS	BITUMINOUS OVERLAY	STP	1,100,000	850,000	0	0	0	250,000
126	PED/BIKE	091-090-065	FOND DU LAC RESERVATION	FOND DU LAC TO CLOQUET TRAIL CONNECTION, PED/BIKE TRAIL	1.6	EN	PED/BIKE IMPROVEMENT	TEA	400,000	297,357	0	0	0	102,643
127	CSAH 7	091-607-001	FOND DU LAC RESERVATION	INTERSECTION IMPROVEMENTS ON THE BIG LAKE ROAD AT THE JCT OF CARLTON CSAH 6 & CARLTON CR 114	0.0	SC	TURN LANES	STP	400,000	320,000	0	0	0	80,000
128	TH 1	098-010-004	EFFIE	ELLA STREETSCAPE IMPROVEMENTS, TH 1, EFFIE (TH 3101-33)	0.0	EN	HISTORIC PRESERVATION	TEA	146,200	116,960	0	0	0	29,240
129	MSAS 111	111-233-004	CHISHOLM	CHISHOLM, 8TH ST N, 8TH AVE NW TO 1ST AVE NE, RECONSTRUCT	0.8	RC	GRADE AND SURFACE	STP	1,056,000	369,000	0	0	0	687,000
130	PED/BIKE	118-090-002	DULUTH	CROSS CITY/MUNGER TRAIL CONNECTION DULUTH PHASE II, WASECA INDUSTRIAL BLVD TO RECYCLE WAY, PED/BIKE FACILITY	2.0	EN	PED/BIKE IMPROVEMENT	TEA	700,000	500,000	0	0	0	200,000
131	MSAS 148	118-148-040	DULUTH	10TH AVE E BETWEEN, E 2ND STREET & E 9TH ST, RECONSTRUCT	0.5	RC	GRADE AND SURFACE	STP	2,900,000	950,000	0	0	0	1,950,000
132	TH 1	3101-34	MNDOT	ELLA EFFIE URBAN RECONSTRUCTION PROJECT, PAVEMENT, DRAINAGE, CURB, GUTTER, SIDEWALK	0.4	RD	BITUMINOUS PAVEMENT	STP	1,200,000	960,000	0	0	240,000	0
133	TH 1	6904-46	MNDOT	MN202 0.3 MI W SIX MI LAKE RD TO DEER HAVEN RD (EAGLES NEST AREA), RECONSTRUCTION & PASSING LANE	4.8	RC	GRADE AND SURFACE	HPP	14,420,266	11,536,213	0	0	2,884,053	0
134	TH 11	3604-72M	MNDOT	**ELLA** 1 MI W INDUS TO LOMAN, BITUMINOUS MILL & OVERLAY, SHOULDER WIDENING, DRAINAGE REPAIRS (INCLUDE OTHER DISTRICT SP), DISTRICT 2 SP 3604-72	8.7	RS	MILL AND OVERLAY	CBI STP	5,227,000	4,182,000	0	0	1,045,000	0
135	TH 23	6910-82	MNDOT	0.1 & 1.1 MI S JCT I-35, REPLACE BR #S 88544 & 88545	0.0	BR	BRIDGE REPLACEMENT	BR	1,200,000	960,000	0	0	240,000	0
136	TH 33	6911-38	MNDOT	0.2 MI N MORRIS THOMAS RD TO JCT TH 53, BITUMINOUS MILL & OVERLAY	12.8	RS	MILL AND OVERLAY	NHS	6,300,000	5,040,000	0	0	1,260,000	0
137	I 35	0980-09807	MNDOT	1 MI N JCT TH 27 TO ST LOUIS RIVER, SCANLON, PAINT BR #S 09807, 09808, 09837, 09838, DECK OVERLAY BR #S 09819, 09832	0.0	BI	BRIDGE REPAIR	IM	3,900,000	3,510,000	0	0	390,000	0
138	TH 61	8821-153	MNDOT	ELLA 0.4 MI S GOOSEBERRY STATE PARK TO LAKE CO CSAH 5 (PORTIONS), BITUMINOUS OVERLAY	15.6	RS	BITUMINOUS OVERLAY	NHS	2,500,000	2,000,000	0	0	500,000	0

ATP: 1
 Fiscal Year: 2013

STIP for FY 2011-2014

Seq #	Route System	Project Number	Agency	Description	Miles	Program	Type of Work	Proposed Funds	Total	FHWA	AC	FTA	TH	Other
139	TH 65	3609-34	MNDOT	11.1 MI N S KOCHICHING CO LINE TO 4.8 MI S JCT TH 71, REPLACE BR 4677, 6767, 6766	0.0	BR	BRIDGE REPLACEMENT	STP	2,600,000	2,080,000	0	0	520,000	0
140	TH 73	6927-19	MNDOT	9.4 MI S JCT TH 2 TO JCT TH 2, BITUMINOUS MILL & INLAY	9.4	RS	MILL AND OVERLAY	STP	1,800,000	1,440,000	0	0	360,000	0
141	TH 123	5802-5718A	MNDOT	SANDSTONE, REHABILITATE BR 5718	0.0	BI	BRIDGE REPAIR	SF	1,982,000	0	0	0	1,982,000	0
142	TH 169	6936-17	MNDOT	MN202 JCT ST LOUIS CO RD 567 TO 0.25 MI S OF W JCT TH 1 (13 HILLS AREA) RECONSTRUCT & REPLACE BR # 69087, PIKE RIVER	4.1	RC	GRADE,SURFACE & BRIDGE	HPP	8,579,815	6,863,852	0	0	1,715,963	0
143	TH 169	8821-155	MNDOT	2.8 MI N NASHWAUK TO W JCT TH 73, ST LOUIS CSAH 109 TO HOOVER RD (NB + SB) BITUMINOUS OVERLAY	15.1	RD	BITUMINOUS OVERLAY	NHS	5,394,000	4,315,200	0	0	1,078,800	0
144	TH 210	0121-28	MNDOT	ELLA W JCT TH 65 TO JCT CARLTON CSAH 61, MILL & OVERLAY, SAFETY IMPROVEMENTS, REPLACE BR # 4651 (ASSOC. 0914-11, 0910-31, 0915-31)	42.0	RS	MILL AND OVERLAY	NHS BR	7,600,000	6,080,000	0	0	1,520,000	0
145	TH 999	8801-RW-13	MNDOT	DISTRICTWIDE SETASIDES - RW ACQUISITION/ACC MGMT - 2013	0.0	RW	RIGHT OF WAY	SF	1,531,000	0	0	0	1,531,000	0
146	TH 999	8801-SAS-13	MNDOT	DISTRICTWIDE SETASIDES - 2013	0.0	NA	MISCELLANEOUS	SF	13,233,000	0	0	0	13,233,000	0
147	LOCAL 999	8801-SHL-13	MNDOT	DISTRICTWIDE SETASIDE - LOCAL HSIP/HRRR PROJECTS	0.0	SH	SAFETY TARGET	HSIP	768,000	691,200	0	0	0	76,800
148	TH 999	8801-SHS-13	MNDOT	DISTRICTWIDE SETASIDE - MNDOT HSIP PROJECTS	0.0	SH	SAFETY TARGET	HSIP	785,000	706,500	0	0	78,500	0
									\$114,729,884	\$62,858,834	\$0	\$2,546,265	\$28,578,316	\$20,746,469

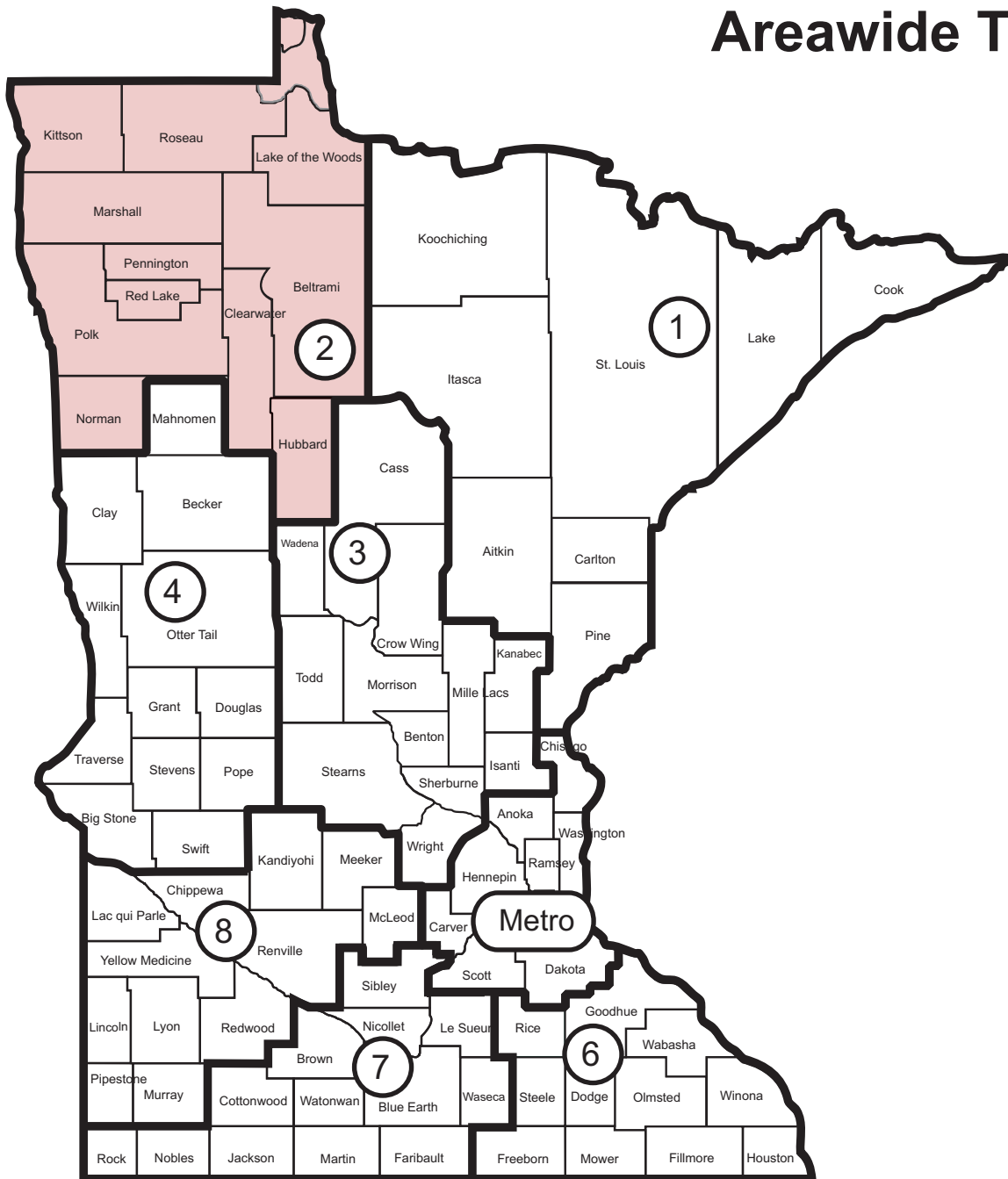
Seq #	Route System	Project Number	Agency	Description	Miles	Program	Type of Work	Proposed Funds	Total	FHWA	AC	FTA	TH	Other
149	BB	TRF-0005-14	MNDOT	SECT 5311: AEOA TRANSIT OPERATING ASSISTANCE	0.0	OB	OPERATE BUS	FTA	4,918,473	0	0	1,172,900	0	3,745,573
150	BB	TRF-0016-14A	DULUTH TRANSIT AUTHORITY	SECT 5307: DULUTH DIAL-A-RIDE TRANSIT OPERATING ASSISTANCE	0.0	B9	OPERATE BUS	LF	607,775	0	0	0	0	607,775
151	BB	TRF-0016-14B	DULUTH TRANSIT AUTHORITY	SECT 5307: DULUTH TRANSIT OPERATING ASSISTANCE REGULAR ROUTE	0.0	B9	OPERATE BUS	FTA	10,849,905	0	0	738,000	0	10,111,905
152	BB	TRF-0016-14C	DULUTH TRANSIT AUTHORITY	SECT. 5307: DULUTH TRANSIT CAPITAL	0.0	B9	BUS GRANT CAPITAL IMPROVEMENT	FTA	699,856	0	0	559,885	0	139,971
153	BB	TRF-0022-14	MNDOT	SECT 5311: HIBBING TRANSIT OPERATING ASSISTANCE	0.0	OB	OPERATE BUS	FTA	270,122	0	0	75,480	0	194,642
154	BB	TRS-0005-14	MNDOT	ARROWHEAD TRANSIT-PURCHASE 9 BUSES - (CLASS 500)	0.0	TR	PURCHASE BUS	STP	1,125,000	900,000	0	0	0	225,000
155	BB	TRS-0016-14	DULUTH TRANSIT AUTHORITY	DTA-PURCHASE 10 BUSES TOTAL, 5 WILL BE HYBRID (CLASS 700)	0.0	TR	PURCHASE BUS	STP	5,616,000	3,440,000	0	0	0	2,176,000
156	RR	31-00125AC	GRAND RAPIDS	CLOSE ONE CROSSING & INSTALL GATES AT 19TH AVE NW IN GRAND RAPIDS (PHASE 2)(AC PAYBACK 1 OF 1)	0.0	SR	SAFETY TARGET	RRS	877,500	877,500	0	0	0	0
157	CSAH 9	009-609-004	CARLTON COUNTY	REHABILITATE APPROXIMATELY 3.1 MILES OF CSAH 9 LOCATED 2 MILES WEST OF THE CLOQUET CITY LIMITS	3.1	RS	BITUMINOUS PAVEMENT	STP	1,250,000	1,000,000	0	0	0	250,000
158	CSAH 14	031-614-014	ITASCA COUNTY	FROM THE JCT OF ITASCA CSAH 29 TO JCT TH 38, PAVEMENT RECLAMATION	15.5	RD	BITUMINOUS PAVEMENT	STP	3,000,000	1,800,000	0	0	0	1,200,000
159	EN	038-090-007	BEAVER BAY	BEAVER BAY TRAILHEAD FACILITY	0.0	EN	BUILDINGS	TEA	500,000	400,000	0	0	0	100,000
160	CSAH 4	038-604-017	LAKE COUNTY	JCT LAKE CSAH 15 TO LAKE CSAH 5, BITUMINOUS SURFACING	1.8	RS	BITUMINOUS PAVEMENT	STP	250,000	200,000	0	0	0	50,000
161	CSAH 5	038-605-013	LAKE COUNTY	JCT LAKE CSAH 4 TO JCT TH 61, PAVEMENT RECLAMATION, MILL & OVERLAY	1.8	RD	BITUMINOUS RECLAMATION	STP	1,000,000	800,000	0	0	0	200,000
162	CSAH 21	058-621-017	PINE COUNTY	FROM THE JCT OF TH 48 TO JCT OF PINE CSAH 30, BITUMINOUS MILL & OVERLAY, TURN LANES	8.1	RS	BITUMINOUS RECLAMATION	STP	2,250,000	1,800,000	0	0	0	450,000
163	PED/BIKE	069-090-028	ELY	ELY TREZONA (MESABI) TRAIL CONNECTION, PED/BIKE TRAIL	0.5	EN	PED/BIKE IMPROVEMENT	TEA	186,300	149,040	0	0	0	37,260
164	CSAH 133	069-733-024	ST LOUIS COUNTY	JCT TH 73 TO JCT ST LOUIS CR 496, PAVEMENT RECLAMATION	11.6	RD	BITUMINOUS RECLAMATION	STP	3,700,000	1,000,000	0	0	0	2,700,000
165	EN	091-070-021	ARDC	HELMET HERO BICYCLE EDUCATION	0.0	EN	PED/BIKE IMPROVEMENT	TEA	71,868	57,494	0	0	0	14,374

ATP: 1
Fiscal Year: 2014

STIP for FY 2011-2014

Seq #	Route System	Project Number	Agency	Description	Miles	Program	Type of Work	Proposed Funds	Total	FHWA	AC	FTA	TH	Other
166	PED/BIKE	118-090-019	DULUTH	CROSS CITY/MUNGER TRAIL TO LAKEWALK CONNECTION PHASE III, RECYCLE WAY TO JENSWOLD ST., PED/BIKE FACILITY	0.7	EN	PED/BIKE IMPROVEMENT	TEA	700,000	500,000	0	0	0	200,000
167	EN	134-090-001	INTERNATIONAL FALLS	INTERNATIONAL FALLS AREA GATEWAY CORRIDOR IMPROVEMENT PROJECT, LIGHTING, LANDSCAPING, WAY-FINDING SIGNS	0.0	EN	PED/BIKE IMPROVEMENT	TEA	625,000	500,000	0	0	0	125,000
168	TH 2	6937-69100D	MNDOT	BONG BRIDGE & RAMP REPAIRS, DECK OVERLAY, PAINTING, JOINT REPAIR/REPLACEMENT, BR #S 69100, 69101, 69102, 69109	0.0	BI	BRIDGE REPAIR	NHS	23,219,000	9,615,200	0	0	2,403,800	11,200,000
169	TH 11	3606-54	MNDOT	4.0 AND 505 MI EAST OF RANIER, REPLACE BR #S 6726 & 6727 OVER JACKFISH BAY & TILSON CREEK	0.0	BR	BRIDGE REPLACEMENT	SF	714,000	0	0	0	714,000	0
170	I 35	0980-139	MNDOT	I-35 - SCANLON TO APPROXIMATELY JCT OF BOUNDARY AVE, HIGH PERFORMANCE THIN BITUMINOUS OVERLAY, DRAINAGE REPAIRS, REPAIR BR #S 09826, 09827, 09828, 09829, 09822, 69889, 69890, 69814, TH 2 - PROCTOR TO I-35, MILL & OVERLAY (ASSOC. 6982-287, 6939-19)	10.6	RS	BITUMINOUS PAVEMENT	IM SF	13,400,001	11,420,452	0	0	1,979,549	0
171	TH 61	8821-140	MNDOT	AT CROW CREEK & BAPTISM RIVER, PAINT BR #S 38007 & 38008	0.0	BI	PAINT BRIDGE	SF	1,700,000	0	0	0	1,700,000	0
172	TH 1/169	6904-47	MNDOT	NEAR THE JCT OF ST LOUIS CSAH 88 TO 0.5 MI N OF JCT TH 1 IN ELY, PAVEMENT RECLAMATION & MILL & OVERLAY, ACCESSABILITY IMPROVEMENTS (ASSOC. 6948-12)	5.3	RS	MILL AND OVERLAY	SF	3,400,000	0	0	0	3,400,000	0
173	TH 999	8801-RW-14	MNDOT	DISTRICTWIDE SETASIDES - RW ACQUISITION/ACC MGMT - 2014	0.0	RW	RIGHT OF WAY	SF	2,000,000	0	0	0	2,000,000	0
174	TH 999	8801-SAS-14	MNDOT	DISTRICTWIDE SETASIDES - 2014	0.0	NA	MISCELLANEOUS	SF	14,000,000	0	0	0	14,000,000	0
175	LOCAL 999	8801-SHL-14	MNDOT	DISTRICTWIDE SETASIDE - LOCAL HSIP/HRRR PROJECTS	0.0	SH	SAFETY TARGET	HSIP	768,000	691,200	0	0	0	76,800
176	TH 999	8801-SHS-14	MNDOT	DISTRICTWIDE SETASIDE - MNDOT HSIP PROJECTS	0.0	SH	SAFETY TARGET	HSIP	785,000	706,500	0	0	78,500	0
									\$98,483,800	\$35,857,386	\$0	\$2,546,265	\$26,275,849	\$33,804,300

Areawide Transportation Partnership (ATP) Boundaries



DISTRICT 2
 Transportation District Engineer
 Lynn C. Eaton
 (218) 755-6549
 3920 Hwy. 2 West
 P.O. Box 490
 Bemidji, Minnesota 56601

General Information: (218) 755-6500
FAX: (218) 755-6512

Seq #	Route System	Project Number	Agency	Description	Miles	Program	Type of Work	Proposed Funds	Total	FHWA	AC	FTA	TH	Other
177	BB	TRF-0006-11	MNDOT	SECT 5311: PAUL BUNYAN TRANSIT OPERATING ASSISTANCE	0.0	OB	OPERATE BUS	FTA	851,810	0	0	228,808	0	623,002
178	BB	TRF-0018-11A	EAST GRAND FORKS	SECT 5307: EAST GRAND FORKS DAR TRANSIT OPERATING ASSISTANCE	0.0	B9	OPERATE BUS	LF	68,000	0	0	0	0	68,000
179	BB	TRF-0018-11B	EAST GRAND FORKS	SECT 5307: EAST GRAND FORKS FIXED ROUTE TRANSIT OPERATING ASSISTANCE	0.0	B9	OPERATE BUS	FTA	225,000	0	0	71,000	0	154,000
180	BB	TRF-0018-11C	EAST GRAND FORKS	SECT 5307: EAST GRAND FORKS TRANSIT SHELTER	0.0	B9	BUS GRANT CAPITAL IMPROVEMENT	FTA	40,000	0	0	32,000	0	8,000
181	BB	TRF-0058-11	MNDOT	SECT 5311: TRI-VALLEY TRANSIT OPERATING ASSISTANCE	0.0	OB	OPERATE BUS	FTA	890,950	0	0	264,328	0	626,622
182	BB	TRF-1010-11	MNDOT	SECT 5311: HUBBARD CO TRANSIT OPERATING ASSISTANCE	0.0	OB	OPERATE BUS	FTA	298,700	0	0	79,328	0	219,372
183	BB	TRF-2487-11	MNDOT	SECT 5311: CITY OF FOSSTON TRANSIT OPERATING ASSISTANCE	0.0	OB	OPERATE BUS	FTA	80,855	0	0	23,791	0	57,064
184	BB	TRF-3084-11	MNDOT	SECT 5311: ROSEAU CO TRANSIT OPERATING ASSISTANCE	0.0	OB	OPERATE BUS	FTA	308,073	0	0	90,687	0	217,386
185	BB	TRF-8819-11	MNDOT	SECT 5311: RED LAKE RESERVATION TRANSIT OPERATING ASSISTANCE	0.0	OB	OPERATE BUS	FTA	180,044	0	0	83,150	0	96,894
186	BB	TRS-0006-11A	MNDOT	PAUL BUNYAN TRANSIT, PURCHASE 1 BUS (CLASS 400-G)	0.0	TR	PURCHASE BUS	STP	66,000	52,800	0	0	0	13,200
187	BB	TRS-0006-11B	MNDOT	PAUL BUNYAN TRANSIT, PURCHASE 1 BUS (CLASS 500-G)	0.0	TR	PURCHASE BUS	STP	114,000	91,200	0	0	0	22,800
188	BB	TRS-0058-11	MNDOT	TRI-VALLEY TRANSIT, PURCHASE 1 BUS (CLASS 400-G)	0.0	TR	PURCHASE BUS	STP	66,000	52,800	0	0	0	13,200
189	BB	TRS-1010-11	MNDOT	HUBBARD CO TRANSIT, PURCHASE 1 BUS (CLASS 400-G)	0.0	TR	PURCHASE BUS	STP	66,000	52,800	0	0	0	13,200
190	BB	TRS-2487-11	MNDOT	CITY OF FOSSTON, PURCHASE 1 BUS (CLASS 400-G)	0.0	TR	PURCHASE BUS	STP	66,000	52,800	0	0	0	13,200
191	RR	35-00109	KITTSOON COUNTY	KITTSOON CSAH 15, LAKE BRONSON - INSTALL GATES	0.0	SR	RAILROAD SIGNALS	RRS	275,000	247,500	0	0	0	27,500
192	RR	60-00121	POLK COUNTY	POLK CSAH 35, 343RD ST SE, 0.1 MI E ERSKINE - INSTALL GATES	0.0	SR	RAILROAD SIGNALS	RRS	225,000	202,500	0	0	0	22,500
193	RR	60-00122	EAST GRAND FORKS	CENTRAL AVE, MSAS 112, E GRAND FORKS - INSTALL GATES (New est. \$403,000 splits: RRS \$225,000, LM \$25,000, LF \$153,000)	0.0	SR	RAILROAD SIGNALS	RRS	403,000	225,000	0	0	0	178,000

Seq #	Route System	Project Number	Agency	Description	Miles	Program	Type of Work	Proposed Funds	Total	FHWA	AC	FTA	TH	Other
194	CSAH 26	004-626-005	BELTRAMI COUNTY	TH 89 TO 0.2 MI E BELTRAMI CSAH 13, RESURFACING	5.9	RS	BITUMINOUS OVERLAY	STP	1,200,000	924,000	0	0	0	276,000
195	LOCAL 999	015-070-004	CLEARWATER COUNTY	CLEARWATER & POLK COUNTY RUMBLE STRIPES AT VARIOUS LOCATIONS *PROACTIVE SAFETY*	0.0	SH	SAFETY TARGET	HSIP	260,000	234,000	0	0	0	26,000
196	CSAH 5	035-605-014	KITSON COUNTY	2.0 MI N KITSON CSAH 7 TO TH 175, RESURFACING	7.0	RS	BITUMINOUS OVERLAY	STP	700,000	539,000	0	0	0	161,000
197	CSAH 3	039-070-004	LAKE OF THE WOODS COUNTY	LAKE OF THE WOODS CSAH 3 & 39 - 2' PAVED SHOULDER WITH SAFETY EDGE & RUMBLE STRIP *PROACTIVE SAFETY* (PROJECT FUNDED LESS THAN 90/10 SPLIT)	5.0	SH	PAVE SHOULDER	HSIP	180,000	145,000	0	0	0	35,000
198	PED/BIKE	045-090-002	LOCAL	MIDDLE RIVER - STEVE HOLMES MEMORIAL WALK - PED/BIKE TRAIL	1.4	EN	PEDESTRIAN BIKE TRAIL	TEA	200,000	160,000	0	0	0	40,000
199	CSAH 160	054-598-036	NORMAN COUNTY	1.2 MI N OF NORMAN CSAH 27, REPLACE BR 89775	0.0	BR	BRIDGE REPLACEMENT	BROS	780,000	608,000	0	0	0	172,000
200	LOCAL 999	060-070-002	POLK COUNTY	POLK COUNTY RURAL INTERSECTION LIGHTING AT VARIOUS LOCATIONS *PROACTIVE SAFETY*	0.0	SH	LIGHTING	HSIP	90,000	81,000	0	0	0	9,000
201	CSAH 10	060-610-011	POLK COUNTY	S POLK CO LINE, RINDAL TO TH 2, RESURFACING	15.5	RS	BITUMINOUS OVERLAY	STP	1,400,000	1,034,000	0	0	0	366,000
202	CSAH 12	060-612-012	POLK COUNTY	TH 32 TO TH 2, RESURFACING	16.9	RS	BITUMINOUS OVERLAY	STP	1,600,000	1,217,000	0	0	0	383,000
203	CITY	068-591-002	WARROAD	**SRTS NON-INFRASTRUCTURE** EDUCATION & ENFORCEMENT FOR WARROAD	0.0	BT	PLANNING	SRTS	4,500	4,500	0	0	0	0
204	PED/BIKE	105-090-005	BEMIDJI	BEMIDJI - MIDWAY RD BR 2366 REHAB FOR USE AS A PED/BIKE BRIDGE	0.0	EN	PEDESTRIAN BIKE BRIDGE	TEA	258,000	160,000	0	0	0	98,000
205	CITY	105-113-010	BEMIDJI	IN BEMIDJI - ON MINNESOTA AVE FROM 8TH ST TO 15TH ST, RECONSTRUCTION	0.5	RC	GRADE AND SURFACE	STP	1,300,500	737,883	0	0	0	562,617
206	PED/BIKE	115-591-001	CROOKSTON	**SRTS IN** IN CROOKSTON - CONSTRUCT SIDEWALK, CROSSWALK IMPROVEMENTS, LIGHTS, SIGNING	0.0	BT	PEDESTRIAN BIKE TRAIL	SRTS	169,090	169,090	0	0	0	0
207	CITY	115-591-002	CROOKSTON	**SRTS NI** IN CROOKSTON - BICYCLE & PEDESTRIAN SAFETY EDUCATION PROGRAM	0.0	BT	PLANNING	SRTS	3,000	2,000	0	0	0	1,000
208	PED/BIKE	119-120-009	EAST GRAND FORKS	EAST GRAND FORKS - SIDEWALK CONNECTION ACROSS US TH 2 FOR PED/BIKE TRAIL	0.8	EN	PEDESTRIAN BIKE TRAIL	TEA	147,000	116,000	0	0	0	31,000
209	PED/BIKE	119-591-002	EAST GRAND FORKS	**SRTS IN** IN EAST GRAND FORKS - CONSTRUCTION OF SIDEWALK ON THE EAST SIDE OF BYGLAND RD	0.0	BT	PEDESTRIAN BIKE TRAIL	SRTS	228,198	163,160	0	0	0	65,038

Seq #	Route System	Project Number	Agency	Description	Miles	Program	Type of Work	Proposed Funds	Total	FHWA	AC	FTA	TH	Other
210	CITY	119-591-003	EAST GRAND FORKS	**SRTS NI** IN EAST GRAND FORKS - DEVELOPMENT & DELIVERY OF BIKE & PEDESTRAIN EDUCATIONAL MATERIALS	0.0	BT	PLANNING	SRTS	5,000	5,000	0	0	0	0
211	TH 1	4501-40	MNDOT	3.2 MI E OF BR 9100 (NEAR OSLO) TO WARREN & ON TH 220 IN ALVARADO FROM S END OF CURB & GUTTER TO TH 1, RESURFACING	13.7	RS	MILL AND OVERLAY	STP	3,000,000	2,400,000	0	0	600,000	0
212	TH 2	8822-107	MNDOT	UPGRADE JUNCTION SIGNING AT 21 INTERSECTIONS ALONG TH 2	0.0	SH	SIGNING	HSIP	30,000	27,000	0	0	3,000	0
213	TH 9	5410-19	MNDOT	0.6 MI S BORUP, REPLACE BR 8413 (NEW BR 54X08)	0.0	BR	BRIDGE REPLACEMENT	STP	324,000	259,200	0	0	64,800	0
214	TH 9	6010-26	MNDOT	NORMAN/POLK CO LINE TO TH 2 E OF CROOKSTON, BITUMINOUS RECLAIM	18.3	RD	BITUMINOUS RECLAMATION	STP	5,500,000	4,400,000	0	0	1,100,000	0
215	TH 34	2902-39	MNDOT	E PARK RAPIDS TO E JCT TH 64 (INCLUDES NEVIS & AKELEY) & ON TH 226, TH 34 TO HUBBARD CSAH 7 (1.5 MI) (DORSET), RECLAIM	16.0	RD	BITUMINOUS RECLAMATION	STP LF	7,925,000	6,280,000	0	0	1,570,000	75,000
216	TH 71	0409-16	MNDOT	BELTRAMI CSAH 2 (N PLANTAGENET RD) TO THE N END OF BR 04012, OVER TH 2 & ON TH 197 FROM N END BR 04012 TO 0.4 MI NORTH (RP 0.419; STA 70+00), & REHAB BR 04012	2.3	RD	GRADE,SURFACE & BRIDGE	STP	6,000,000	4,800,000	0	0	1,200,000	0
217	TH 72	0413-33	MNDOT	WASKISH TO 11.4 MI N, BITUMINOUS RECLAIM (FFY 2010 INCREASED FEDERAL FUNDS)	11.4	RD	BITUMINOUS RECLAMATION	FFM	4,280,000	3,424,000	0	0	856,000	0
218	TH 220	3513-11	MNDOT	TH 220, TH 1 TO TH 11 & TH 317, E END BR 5872 TO TH 220, RESURFACING	27.5	RS	MILL AND INLAY	STP	5,600,000	4,480,000	0	0	1,120,000	0
219	TH 220	4511-17	MNDOT	**ELLA** 0.14 MI N POLK CSAH 19 TO E JCT TH 1, RESURFACING	18.1	RS	MILL AND OVERLAY	STP	3,183,397	2,546,718	0	0	636,679	0
220	TH 999	8822-108	MNDOT	DISTRICTWIDE - INSTALL INTERSECTION LIGHTING AT 20 LOCATIONS	0.0	SH	LIGHTING	HSIP	325,000	292,500	0	0	32,500	0
221	TH 999	8802-RW-11	MNDOT	DISTRICT WIDE SETASIDE - RIGHT OF WAY - FY 2011	0.0	RW	RIGHT OF WAY	SF	500,000	0	0	0	500,000	0
222	TH 999	8802-SAS-11	MNDOT	DISTRICTWIDE SETASIDES - 2011	0.0	NA	MISCELLANEOUS	SF	5,400,000	0	0	0	5,400,000	0
									\$54,817,117	\$36,186,451	\$0	\$873,092	\$13,082,979	\$4,674,595

Seq #	Route System	Project Number	Agency	Description	Miles	Program	Type of Work	Proposed Funds	Total	FHWA	AC	FTA	TH	Other
223	BB	TRF-0006-12	MNDOT	SECT 5311: PAUL BUNYAN TRANSIT OPERATING ASSISTANCE	0.0	OB	OPERATE BUS	FTA	877,364	0	0	228,808	0	648,556
224	BB	TRF-0018-12A	EAST GRAND FORKS	SECT 5307: EAST GRAND FORKS DAR TRANSIT OPERATING ASSISTANCE	0.0	B9	OPERATE BUS	LF	70,000	0	0	0	0	70,000
225	BB	TRF-0018-12B	EAST GRAND FORKS	SECT 5307: EAST GRAND FORKS FIXED ROUTE TRANSIT OPERATING ASSISTANCE	0.0	B9	OPERATE BUS	FTA	230,000	0	0	73,000	0	157,000
226	BB	TRF-0058-12	MNDOT	SECT 5311: TRI-VALLEY TRANSIT OPERATING ASSISTANCE	0.0	OB	OPERATE BUS	FTA	917,679	0	0	264,328	0	653,351
227	BB	TRF-1010-12	MNDOT	SECT 5311: HUBBARD CO TRANSIT OPERATING ASSISTANCE	0.0	OB	OPERATE BUS	FTA	307,661	0	0	79,328	0	228,333
228	BB	TRF-2487-12	MNDOT	SECT 5311: CITY OF FOSSTON TRANSIT OPERATING ASSISTANCE	0.0	OB	OPERATE BUS	FTA	83,281	0	0	23,791	0	59,490
229	BB	TRF-3084-12	MNDOT	SECT 5311: ROSEAU CO TRANSIT OPERATING ASSISTANCE	0.0	OB	OPERATE BUS	FTA	317,315	0	0	90,687	0	226,628
230	BB	TRF-8819-12	MNDOT	SECT 5311: RED LAKE RESERVATION TRANSIT OPERATING ASSISTANCE	0.0	OB	OPERATE BUS	FTA	185,445	0	0	83,150	0	102,295
231	BB	TRS-0058-12A	MNDOT	TRI-VALLEY TRANSIT, PURCHASE 2 BUSES (CLASS 400-G)	0.0	TR	PURCHASE BUS	STP	136,000	108,800	0	0	0	27,200
232	BB	TRS-0058-12B	MNDOT	TRI-VALLEY TRANSIT, PURCHASE 1 BUS (CLASS 500-G)	0.0	TR	PURCHASE BUS	STP	117,000	93,600	0	0	0	23,400
233	BB	TRS-3084-12	MNDOT	ROSEAU CO TRANSIT, PURCHASE 1 BUS (CLASS 400-G)	0.0	TR	PURCHASE BUS	STP	68,000	54,400	0	0	0	13,600
234	BB	TRS-9036-12	MNDOT	DISTRICT 2 SETASIDES - FY 2012	0.0	TR	PURCHASE BUS	STP	54,000	43,200	0	0	0	10,800
235	RR	04-00110	BELTRAMI COUNTY	PARK AVE, MSAS 115, BEMIDJI - INSTALL GATES	0.0	SR	RAILROAD SIGNALS	RRS	275,000	247,500	0	0	0	27,500
236	RR	60-00124	POLK COUNTY	THOMPSON AVE, MUN 7, FISHER - INSTALL GATES	0.0	SR	RAILROAD SIGNALS	RRS	300,000	270,000	0	0	0	30,000
237	EN	004-595-002	BELTRAMI COUNTY	LADY SLIPPER SCENIC BYWAY WAYSIDE INTERPRETIVE SITES	0.0	EN	ENHANCEMENT	TEA	315,000	94,500	0	0	0	220,500
238	CSAH 39	004-639-009	BELTRAMI COUNTY	CSAH 20 TO CSAH 22, BELTRAMI CO, FOREST HWY, BIT PAVEMENT	7.0	RS	BITUMINOUS PAVEMENT	FH	3,750,000	3,000,000	0	0	0	750,000
239	CSAH 8	039-070-002	LAKE OF THE WOODS COUNTY	LAKE OF THE WOODS CSAH 8 - 2 FT PAVED SHOULDER WITH SAFETY EDGE & RUMBLE STRIP *PROACTIVE SAFETY*	0.0	SH	PAVE SHOULDER	HSIP	500,000	450,000	0	0	0	50,000

Seq #	Route System	Project Number	Agency	Description	Miles	Program	Type of Work	Proposed Funds	Total	FHWA	AC	FTA	TH	Other
240	CR 128	045-598-020	MARSHALL COUNTY	0.9 MI N OF MARSHALL CSAH 4, REPLACE BR 45504	0.0	BR	BRIDGE REPLACEMENT	BROS	490,000	392,000	0	0	0	98,000
241	CSAH 6	045-606-028	MARSHALL COUNTY	MARSHALL CO RD 1 TO USTH 59, RESURFACING	10.0	RS	GRADE AND SURFACE	STP	1,000,000	730,000	0	0	0	270,000
242	PED/BIKE	045-608-007	MARSHALL COUNTY	WELCOME TO NEWFOLDEN PED/BIKE TRAIL	0.5	EN	PED/BIKE IMPROVEMENT	TEA	441,056	160,000	0	0	0	281,056
243	PED/BIKE	045-628-008	MARSHALL COUNTY	WELCOME TO NEWFOLDEN PED/BIKE TRAIL, PHASE II	0.8	EN	PEDESTRIAN BIKE TRAIL	TEA	279,259	156,878	0	0	0	122,381
244	CSAH 53	045-653-004	MARSHALL COUNTY	0.7 MI N TH 89, REPLACE BR 7470	0.0	BR	BRIDGE REPLACEMENT	BROS	260,000	208,000	0	0	0	52,000
245	CSAH 46	060-646-007	POLK COUNTY	TH 2 TO POLK CSAH 11, RESURFACING	2.0	RS	BITUMINOUS OVERLAY	STP	500,000	365,000	0	0	0	135,000
246	CSAH 70	060-670-003	POLK COUNTY	2.0 MI N OF POLK CSAH 22, REPLACE BR 92847	0.0	BR	BRIDGE REPLACEMENT	BROS	420,000	336,000	0	0	0	84,000
247	CSAH 11	063-611-007AC	RED LAKE COUNTY	POLK/RED LAKE CO LINE TO RED LAKE FALLS, RESURFACING (AC PAYBACK)	8.1	RS	BITUMINOUS OVERLAY	STP	755,000	755,000	0	0	0	0
248	CSAH 3	068-603-022	ROSEAU COUNTY	CSAH 6 TO CSAH 4, ROSEAU CO, RESURFACING	9.0	RS	BITUMINOUS OVERLAY	STP	1,280,000	877,000	0	0	0	403,000
249	CSAH 6	068-606-011	ROSEAU COUNTY	TH 32 TO ROSEAU CSAH 3, RESURFACING	8.0	RS	BITUMINOUS OVERLAY	STP	960,000	658,000	0	0	0	302,000
250	PED/BIKE	119-090-006	EAST GRAND FORKS	EAST GRAND FORKS PED/BIKE PATH CONNECTION, 5TH AVE NW UNDERPASS TO INTERSECTION 12TH ST NW & 8TH AVE NW	0.3	EN	PEDESTRIAN BIKE TRAIL	TEA	145,000	90,000	0	0	0	55,000
251	CITY	170-115-012	THIEF RIVER FALLS	THIEF RIVER FALL, GREENWOOD ST, PENNINGTON AVE TO KENDALL AVE - CONSTRUCT A RAILROAD UNDERPASS & APPROACH LANES	0.3	MC	RR X-ING IMPROVEMENTS	STP	2,450,000	737,883	0	0	0	1,712,117
252	TH 1	0404-23	MNDOT	0.5 MI E OF REDBY, REPLACE BR 140	0.0	BR	BRIDGE REPLACEMENT	STP	1,360,000	1,088,000	0	0	272,000	0
253	TH 1	0404-28	MNDOT	10.4 MI E OF REDBY, REPLACE BR 6841	0.0	BR	BRIDGE REPLACEMENT	STP	1,780,000	1,424,000	0	0	356,000	0
254	TH 2	6002-70	MNDOT	**ELLA** IN CROOKSTON ON TH 2 , WB & EB FROM BIRCH ST TO ASH AVE- REPLACE & INSTALL PED CURB RAMPS (ADA PROJECT)	1.5	SC	PEDESTRIAN RAMPS	SF	500,000	0	0	0	500,000	0

Seq #	Route System	Project Number	Agency	Description	Miles	Program	Type of Work	Proposed Funds	Total	FHWA	AC	FTA	TH	Other
255	TH 9	5408-28	MNDOT	IN ADA FROM BR 6694 TO N LIMITS OF ADA & REPLACE BR 8865, 0.2 MI N OF ADA, RECONSTRUCTION	1.1	RC	GRADE SURFACE & BRIDGE	STP LF	4,600,000	3,280,000	0	0	820,000	500,000
255	TH 9	5408-28L	MNDOT	IN ADA FROM BR 6694 TO N LIMITS OF ADA & REPLACE BR 8865, 0.2 MI N OF ADA, RECONSTRUCTION (LOCAL SHARE)	1.1	RC	GRADE AND SURFACE	STP	25,000	20,000	0	0	0	5,000
256	TH 11	3902-25	MNDOT	E TH 72 (E BAUDETTE) TO W END BR 5557, CLEMENTSON, RECONDITIONING	6.3	RD	MILL AND OVERLAY	CBI STP	7,500,000	6,000,000	0	0	1,500,000	0
257	TH 75	3508-26	MNDOT	7.2 MI N OF KITSON CO LINE, REPLACE BR 4104	0.0	BR	BRIDGE REPLACEMENT	SF	900,000	0	0	0	900,000	0
258	TH 75	3509-23	MNDOT	1.0 MI N OF HALLOCK, REPLACE BR 6873	0.0	BR	BRIDGE REPLACEMENT	STP	2,160,000	1,728,000	0	0	432,000	0
259	TH 75	4507-48	MNDOT	IN WARREN FROM PLEASANT AVE TO 0.3 MI S TAMARAC RIVER BR (S OF STEPHEN), RESURFACING	16.8	RS	MILL AND INLAY	STP	6,900,000	5,520,000	0	0	1,380,000	0
260	TH 75	6012-44	MNDOT	**ELLA** N END OF BR 60021 (N OF CLIMAX) TO CROOKSTON, RESURFACING	15.3	RS	MILL AND OVERLAY	STP	3,100,000	2,480,000	0	0	620,000	0
261	TH 220	6016-60518B	MNDOT	0.5 MI SW OF TH 2, REHAB BR 60518, (MALLORY BR)	0.0	BI	BRIDGE OVERLAY	STP	855,000	684,000	0	0	171,000	0
262	TH 310	6809-17	MNDOT	5.2 MI N OF TH 11, REHAB BR 68002	0.0	BI	BRIDGE OVERLAY	STP	513,000	410,400	0	0	102,600	0
263	TH 999	8802-RW-12	MNDOT	DISTRICT WIDE SETASIDE - RIGHT OF WAY - FY 2012	0.0	RW	RIGHT OF WAY	SF	500,000	0	0	0	500,000	0
264	TH 999	8802-SAS-12	MNDOT	DISTRICTWIDE SETASIDES - 2012	0.0	NA	MISCELLANEOUS	SF	8,700,000	0	0	0	8,700,000	0
265	TH 999	8802-SHS-12	MNDOT	DISTRICTWIDE HSIP TH FUND - FY 2012	0.0	SH	SAFETY TARGET	HSIP	352,941	317,647	0	0	35,294	0
									\$57,230,001	\$32,779,808	\$0	\$843,092	\$16,288,894	\$7,318,207

Seq #	Route System	Project Number	Agency	Description	Miles	Program	Type of Work	Proposed Funds	Total	FHWA	AC	FTA	TH	Other
266	BB	TRF-0006-13	MNDOT	SECT 5311: PAUL BUNYAN TRANSIT OPERATING ASSISTANCE	0.0	OB	OPERATE BUS	FTA	903,685	0	0	228,808	0	674,877
267	BB	TRF-0018-13A	EAST GRAND FORKS	SECT 5307: EAST GRAND FORKS DAR TRANSIT OPERATING ASSISTANCE	0.0	B9	OPERATE BUS	LF	72,000	0	0	0	0	72,000
268	BB	TRF-0018-13B	EAST GRAND FORKS	SECT 5307: EAST GRAND FORKS FIXED ROUTE TRANSIT OPERATING ASSISTANCE	0.0	B9	OPERATE BUS	FTA	235,000	0	0	75,000	0	160,000
269	BB	TRF-0018-13C	EAST GRAND FORKS	SECT 5307: EAST GRAND FORKS TRANSIT SHELTER	0.0	B9	BUS GRANT CAPITAL IMPROVEMENT	FTA	40,000	0	0	32,000	0	8,000
270	BB	TRF-0058-13	MNDOT	SECT 5311: TRI-VALLEY TRANSIT OPERATING ASSISTANCE	0.0	OB	OPERATE BUS	FTA	945,209	0	0	264,328	0	680,881
271	BB	TRF-1010-13	MNDOT	SECT 5311: HUBBARD CO TRANSIT OPERATING ASSISTANCE	0.0	OB	OPERATE BUS	FTA	316,891	0	0	79,328	0	237,563
272	BB	TRF-2487-13	MNDOT	SECT 5311: CITY OF FOSSTON TRANSIT OPERATING ASSISTANCE	0.0	OB	OPERATE BUS	FTA	85,779	0	0	23,791	0	61,988
273	BB	TRF-3084-13	MNDOT	SECT 5311: ROSEAU CO TRANSIT OPERATING ASSISTANCE	0.0	OB	OPERATE BUS	FTA	326,835	0	0	90,687	0	236,148
274	BB	TRF-8819-13	MNDOT	SECT 5311: RED LAKE RESERVATION TRANSIT OPERATING ASSISTANCE	0.0	OB	OPERATE BUS	FTA	191,009	0	0	83,150	0	107,859
275	BB	TRS-0006-13A	MNDOT	PAUL BUNYAN TRANSIT, PURCHASE 1 BUS (CLASS 400-G)	0.0	TR	PURCHASE BUS	STP	70,000	56,000	0	0	0	14,000
276	BB	TRS-0006-13B	MNDOT	PAUL BUNYAN TRANSIT, PURCHASE 1 BUS (CLASS 500-G)	0.0	TR	PURCHASE BUS	STP	121,000	96,800	0	0	0	24,200
277	BB	TRS-0058-13A	MNDOT	TRI-VALLEY TRANSIT, PURCHASE 1 BUS (CLASS 400-G)	0.0	TR	PURCHASE BUS	STP	70,000	56,000	0	0	0	14,000
278	BB	TRS-8819-13	MNDOT	RED LAKE TRANSIT, PURCHASE 1 BUS (CLASS 400-G)	0.0	TR	PURCHASE BUS	STP	70,000	56,000	0	0	0	14,000
279	BB	TRS-9036-13	MNDOT	DISTRICT 2 SETASIDES - FY 2013	0.0	TR	PURCHASE BUS	STP	44,000	35,200	0	0	0	8,800
280	RR	15-00103	CLEARWATER COUNTY	IN BAGLEY ON CLEARWATER CSAH 28, SAND LAKE AVE. S - INSTALL GATES	0.0	SR	RAILROAD SIGNALS	RRS	250,000	225,000	0	0	0	25,000
281	RR	60-00125	POLK COUNTY	POLK CSAH 44, 160TH AVE SW, 12 MI E CROOKSTON - INSTALL GATES (MULTIPLE TRACK CROSSING)	0.0	SR	RAILROAD SIGNALS	RRS	300,000	270,000	0	0	0	30,000
282	CSAH 12	004-612-016	BELTRAMI COUNTY	BEMIDJI, CSAH 12 & CSAH 19, BELTRAMI COUNTY, 1ST ST TO 400 FT S SHERMAN, MILL & OVERLAY	2.5	RS	MILL AND OVERLAY	STP	1,000,000	760,000	0	0	0	240,000
283	CSAH 8	035-608-004	KITTSOON COUNTY	KITTSOON CO: CSAH 8, CSAH 1 TO TH 59 & CSAH 1, CSAH 6 TO CSAH 8, RESURFACING	7.0	RS	BITUMINOUS OVERLAY	STP	669,000	410,000	0	0	0	259,000

Seq #	Route System	Project Number	Agency	Description	Miles	Program	Type of Work	Proposed Funds	Total	FHWA	AC	FTA	TH	Other
284	CSAH 39	054-639-036	NORMAN COUNTY	TH 9 (IN BORUP) TO TH 32, WIDEN SHOULDERS	11.5	RC	GRADING	STP	1,014,054	770,000	0	0	0	244,054
285	CSAH 22	060-622-006	POLK COUNTY	TH 220 TO POLK/MARSHALL CO LINE, RESURFACING	10.6	RS	MILL AND OVERLAY	STP	2,500,000	1,900,000	0	0	0	600,000
286	PED/BIKE	068-090-005	ROSEAU COUNTY	CITY OF ROSEAU - ROSEAU RIVER TRAIL FOR PED/BIKE TRAIL, PHASE III	0.8	EN	PEDESTRIAN BIKE TRAIL	TEA	198,561	158,850	0	0	0	39,711
287	TWN	068-599-094	ROSEAU COUNTY	0.9 MI E TH 89 ON 200TH ST, REPLACE BR L-4450 (NEW BR 68522)	0.0	BR	BRIDGE REPLACEMENT	BROS	600,000	480,000	0	0	0	120,000
288	CITY	115-144-006	CROOKSTON	CROOKSTON - OLD TH 75, 3RD AVE SW TO S MAIN ST, GRADING	1.0	RC	GRADING	STP	550,000	440,000	0	0	0	110,000
289	CITY	115-144-008	CROOKSTON	CROOKSTON, REHAB BR 6705	0.1	BI	BRIDGE REPAIR	STP	375,000	300,000	0	0	0	75,000
290	PED/BIKE	119-010-005	EAST GRAND FORKS	EAST GRAND FORKS - MULTIPURPOSE TRAIL ON W SIDE OF TH 220 FOR PED/BIKE TRAIL	0.9	EN	PEDESTRIAN BIKE TRAIL	TEA	255,340	204,272	0	0	0	51,068
291	PED/BIKE	170-090-001	THIEF RIVER FALLS	THIEF RIVER FALLS - MULTI-USE PED/BIKE TRAIL, PHASE I	1.0	EN	PEDESTRIAN BIKE TRAIL	TEA	203,000	162,400	0	0	0	40,600
292	TH 1	0401-08	MNDOT	12.5 MI W TH 89, REPLACE BR 04001 (TIER 2, 152 BRIDGE)	0.0	BR	BRIDGE REPLACEMENT	STP	1,400,000	1,120,000	0	0	280,000	0
293	TH 1	4509-05	MNDOT	OSLO, REPLACE BR 9100 (NEW BR 45007)	0.0	BR	BRIDGE REPLACEMENT	BF	6,250,000	0	0	0	0	6,250,000
294	TH 2	0406-58	MNDOT	BEMIDJI BYPASS, REHAB 6 BRIDGES: 04011, 04013, 04014, 04019, 04017 & 04018	0.0	BI	BRIDGE OVERLAY	SF	2,500,000	0	0	0	2,500,000	0
295	TH 9	5408-30	MNDOT	FROM ADA TO THE POLK/NORMAN CO LINE, RESURFACING	13.7	RS	MILL AND OVERLAY	STP	4,500,000	3,600,000	0	0	900,000	0
296	TH 11	6803-40	MNDOT	SIGNAL REPLACEMENT, WARROAD - TH 11 & LAKE ST	0.0	SC	TRAFFIC SIGNAL REVISION	SF LF	214,000	0	0	0	143,000	71,000
297	TH 32	5703-45	MNDOT	THIEF RIVER FALLS, GREENWOOD INTERSECTION REVISION	0.0	SC	ROUNDABOUTS	STP LF	1,190,000	476,000	0	0	119,000	595,000
298	TH 59	6009-14	MNDOT	4.9 MI N OF ERSKINE, REPLACE BR 6449	0.0	BR	BRIDGE REPLACEMENT	SF	775,000	0	0	0	775,000	0
299	TH 59	6303-36	MNDOT	0.9 MI N PLUMMER, REPLACE BR 5817	0.0	BR	BRIDGE REPLACEMENT	SF	928,000	0	0	0	928,000	0
300	TH 89	6806-29	MNDOT	4.3 MI S WANNASKA, REPLACE BR 6780	0.0	BR	BRIDGE REPLACEMENT	SF	494,000	0	0	0	494,000	0

ATP: 2
 Fiscal Year: 2013

STIP for FY 2011-2014

Seq #	Route System	Project Number	Agency	Description	Miles	Program	Type of Work	Proposed Funds	Total	FHWA	AC	FTA	TH	Other
301	TH 200	2908-27	MNDOT	TH 64 TO HUBBARD CSAH 39, RECONSTRUCTION/NEW BRIDGE	1.7	RC	GRADE, SURFACE & BRIDGE	STP	3,570,000	2,856,000	0	0	714,000	0
302	TH 200	5407-31	MNDOT	TH 75 TO ADA, PAVEMENT REHAB	13.1	RC	CRACK AND OVERLAY	STP	5,050,000	4,040,000	0	0	1,010,000	0
303	TH 220	6016-37	MNDOT	**ELLA** TH 75 IN CLIMAX TO E JCT TH 2, RESURFACING	23.6	RS	MILL AND OVERLAY	STP	4,900,000	3,920,000	0	0	980,000	0
304	TH 310	6809-16	MNDOT	TH 11 TO THE US/CANADIAN BORDER, RESURFACING	10.5	RS	BITUMINOUS OVERLAY	STP	2,920,000	2,336,000	0	0	584,000	0
305	TH 317	4514-03	MNDOT	1.5 MI W OF TH 220, REHAB BR 5872 (ND IS LEAD AGENCY)	0.0	AM	BRIDGE REPAIR	BF	1,150,000	0	0	0	0	1,150,000
306	TH 999	8802-RW-13	MNDOT	DISTRICT WIDE SETASIDE - RIGHT OF WAY - FY 2013	0.0	RW	RIGHT OF WAY	SF	500,000	0	0	0	500,000	0
307	TH 999	8802-SAS-13	MNDOT	DISTRICTWIDE SETASIDES - 2013	0.0	NA	MISCELLANEOUS	SF	6,100,000	0	0	0	6,100,000	0
308	LOCAL 999	8802-SHL-13	LOCAL	DISTRICTWIDE - SAFETY PROGRAM - LOCAL - FY 2013	0.0	SH	SAFETY TARGET	HSIP	500,000	450,000	0	0	0	50,000
309	TH 999	8802-SHS-13	MNDOT	DISTRICTWIDE HSIP TH FUND - FY 2013	0.0	SH	SAFETY TARGET	HSIP	352,941	317,647	0	0	35,294	0
									\$54,700,304	\$25,496,169	\$0	\$877,092	\$16,062,294	\$12,264,749

Seq #	Route System	Project Number	Agency	Description	Miles	Program	Type of Work	Proposed Funds	Total	FHWA	AC	FTA	TH	Other
310	BB	TRF-0006-14	MNDOT	SECT 5311: PAUL BUNYAN TRANSIT OPERATING ASSISTANCE	0.0	OB	OPERATE BUS	FTA	930,796	0	0	228,808	0	701,988
311	BB	TRF-0018-14A	EAST GRAND FORKS	SECT 5307: EAST GRAND FORKS DAR TRANSIT OPERATING ASSISTANCE	0.0	B9	OPERATE BUS	LF	74,000	0	0	0	0	74,000
312	BB	TRF-0018-14B	EAST GRAND FORKS	SECT 5307: EAST GRAND FORKS FIXED ROUTE TRANSIT OPERATING ASSISTANCE	0.0	B9	OPERATE BUS	FTA	240,000	0	0	77,000	0	163,000
313	BB	TRF-0018-14C	EAST GRAND FORKS	SECT 5307: EAST GRAND FORKS TRANSIT SHELTER	0.0	B9	BUS GRANT CAPITAL IMPROVEMENT	FTA	40,000	0	0	32,000	0	8,000
314	BB	TRF-0058-14	MNDOT	SECT 5311: TRI-VALLEY TRANSIT OPERATING ASSISTANCE	0.0	OB	OPERATE BUS	FTA	973,565	0	0	264,328	0	709,237
315	BB	TRF-1010-14	MNDOT	SECT 5311: HUBBARD CO TRANSIT OPERATING ASSISTANCE	0.0	OB	OPERATE BUS	FTA	326,398	0	0	79,328	0	247,070
316	BB	TRF-2487-14	MNDOT	SECT 5311: CITY OF FOSSTON TRANSIT OPERATING ASSISTANCE	0.0	OB	OPERATE BUS	FTA	88,352	0	0	23,791	0	64,561
317	BB	TRF-3084-14	MNDOT	SECT 5311: ROSEAU CO TRANSIT OPERATING ASSISTANCE	0.0	OB	OPERATE BUS	FTA	336,640	0	0	90,687	0	245,953
318	BB	TRF-8819-14	MNDOT	SECT 5311: RED LAKE RESERVATION TRANSIT OPERATING ASSISTANCE	0.0	OB	OPERATE BUS	FTA	196,739	0	0	83,150	0	113,589
319	BB	TRS-0006-14A	MNDOT	PAUL BUNYAN TRANSIT - PURCHASE 1 BUS (CLASS 500-G)	0.0	TR	PURCHASE BUS	STP	125,000	100,000	0	0	0	25,000
320	BB	TRS-0006-14B	MNDOT	PAUL BUNYAN TRANSIT - PURCHASE 1 BUS (CLASS 400-G)	0.0	TR	PURCHASE BUS	STP	72,000	57,600	0	0	0	14,400
321	BB	TRS-0058-14	MNDOT	TRI-VALLEY TRANSIT, PURCHASE 2 BUSES (CLASS 400-G)	0.0	TR	PURCHASE BUS	STP	144,000	115,200	0	0	0	28,800
322	BB	TRS-3084-14	MNDOT	ROSEAU CO TRANSIT, PURCHASE 1 BUS (CLASS 400-G)	0.0	TR	PURCHASE BUS	STP	72,000	57,600	0	0	0	14,400
323	RR	60-00126	POLK COUNTY	POLK CR 214, 150TH ST SW, 1.0 MI SE OF CROOKSTON - INSTALL GATES	0.0	SR	RAILROAD SIGNALS	RRS	250,000	225,000	0	0	0	25,000
324	CSAH 22	035-622-007	KITTSOON COUNTY	S JCT OF KITTSOON CSAH 5 TO TH 59, RESURFACING	5.8	RS	BITUMINOUS OVERLAY	STP	725,090	490,000	0	0	0	235,090
325	CSAH 17	039-617-008	LAKE OF THE WOODS COUNTY	2.4 MI S OF LAKE OF THE WOODS CSAH 11, NORTH TO ROCKY POINT RESORT ON LAKE OF THE WOODS, RECONSTRUCTION (TIED WITH 068-617-006)	9.2	RC	GRADE AND SURFACE	STP	3,677,760	2,750,000	0	0	0	927,760
326	PED/BIKE	060-090-002	POLK COUNTY	FOSSTON - MULTI-USE PED/BIKE TRAIL, PHASE I	1.6	EN	PEDESTRIAN BIKE TRAIL	TEA	344,755	275,804	0	0	0	68,951

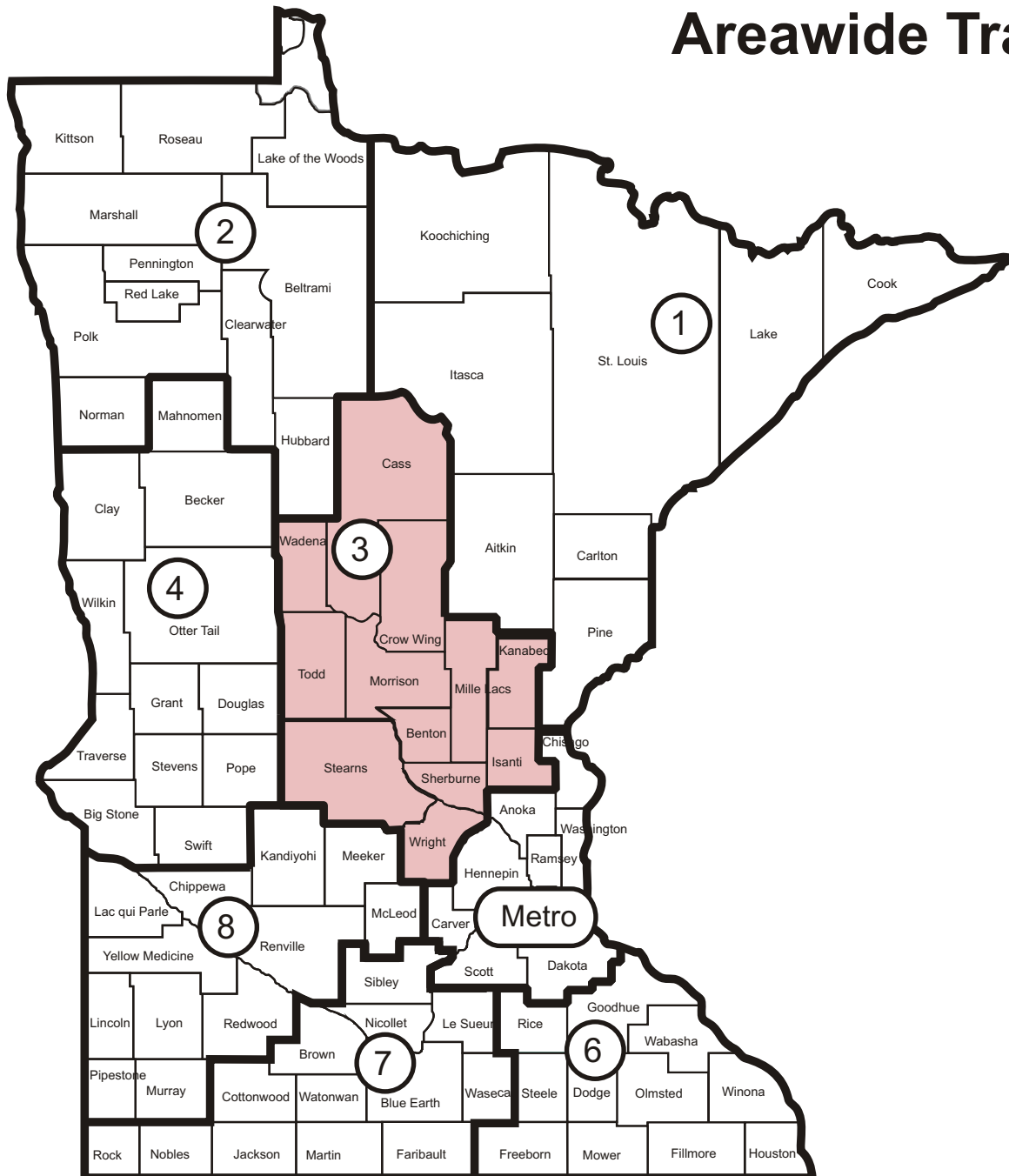
Seq #	Route System	Project Number	Agency	Description	Miles	Program	Type of Work	Proposed Funds	Total	FHWA	AC	FTA	TH	Other
327	CSAH 17	068-617-006	ROSEAU COUNTY	FROM CITY OF ROOSEVELT, NORTH TO 2.4 MI S OF LAKE OF THE WOODS CSAH 11, RECONSTRUCTION (TIED WITH 39-617-08)	3.6	RC	GRADE AND SURFACE	STP	1,430,240	1,070,000	0	0	0	360,240
328	CITY	119-103-004	EAST GRAND FORKS	EAST GRAND FORKS - TH 2 & 5TH AVE NW INTERSECTION UPGRADE	0.0	RC	GRADE AND SURFACE	STP	1,880,020	737,880	0	0	0	1,142,140
329	TH 9	5410-22	MNDOT	BETWEEN BORUP & THE CITY OF BELTRAMI - LOW SLUMP OVERLAY ON BR 60008, BR 54003, BR 54002, & BR 54001	0.0	BI	BRIDGE OVERLAY	STP	1,350,000	1,080,000	0	0	270,000	0
330	TH 11	3501-14	MNDOT	FROM E END BR 6690 OVER THE RED RIVER TO THE BEGINNING OF THE CURB & GUTTER IN KARLSTAD	28.5	RS	MILL AND INLAY	STP	6,000,000	4,800,000	0	0	1,200,000	0
331	TH 11	6802-27	MNDOT	2.2 MI W OF BADGER (RP 55.0) TO E MNTH 89 IN ROSEAU, BITUMINOUS RECLAIM	15.7	RD	BITUMINOUS RECLAMATION	STP	5,850,000	4,680,000	0	0	1,170,000	0
332	TH 11	6802-28	MNDOT	MNTH 32 TO 2.2 MI W OF BADGER, BITUMINOUS RECLAIM	6.8	RD	BITUMINOUS RECLAMATION	STP	2,540,000	2,032,000	0	0	508,000	0
333	TH 59	3505-17	MNDOT	NORTH OF LANCASTER, REPLACE BR 6877	0.0	BR	BRIDGE REPLACEMENT	STP	1,250,000	1,000,000	0	0	250,000	0
334	TH 59	6303-37	MNDOT	USTH 59, NEAR PLUMMER - UPGRADE GATES	0.0	SR	RAILROAD SIGNALS	RRS	250,000	225,000	0	0	25,000	0
335	TH 72	3903-28	MNDOT	11.1 MI N OF THE BELTRAMI/LAKE OF THE WOODS CO LINE TO THE E JCT MN11 (BAUDETTE), RESURFACING	12.7	RS	MILL AND OVERLAY	SF	2,000,000	0	0	0	2,000,000	0
336	TH 75	6011-24	MNDOT	BETWEEN CROOKSTON & ANGUS, REPLACE BR NO., 8392, 3958, 8393, 8394, 3959, & 4463	0.0	BR	BRIDGE REPLACEMENT	STP	2,200,000	1,760,000	0	0	440,000	0
337	TH 175	3516-19	MNDOT	3.4 MI. E. OF TH 75 & 3.7 MI. E. OF TH 75, REPLACE BR 35509 (NEW BR 35003) & BR 35510 (NEW BR 35004)	0.0	BR	BRIDGE REPLACEMENT	STP	2,190,000	1,752,000	0	0	438,000	0
338	TH 200	5407-28	MNDOT	0.1 MI S OF TH 200 (TWP RD OVER MARSH RIVER) REPLACE BR 6522, (NEW BR 54X05)	0.0	BR	BRIDGE REPLACEMENT	BF	500,000	0	0	0	0	500,000
339	LOCAL 999	8802-EN-14	ATP 2	DISTRICTWIDE - ENHANCEMENT PROGRAM - LOCAL - FY 2014	1.0	EN	ENHANCEMENT	TEA	280,250	224,200	0	0	0	56,050
340	TH 999	8802-RW-14	MNDOT	DISTRICT WIDE SETASIDE - RIGHT OF WAY - FY 2014	0.0	RW	RIGHT OF WAY	SF	500,000	0	0	0	500,000	0
341	TH 999	8802-SAS-14	MNDOT	DISTRICTWIDE SETASIDES - 2014	0.0	NA	MISCELLANEOUS	SF	8,375,000	0	0	0	8,375,000	0
342	LOCAL 999	8802-SHL-14	ATP 2	DISTRICTWIDE - SAFETY PROGRAM - LOCAL - FY 2014	0.0	SH	SAFETY TARGET	HSIP	500,000	450,000	0	0	0	50,000
343	TH 999	8802-SHS-14	MNDOT	DISTRICTWIDE HSIP TH FUND - FY 2014	0.0	SH	SAFETY TARGET	HSIP	352,941	317,647	0	0	35,294	0

ATP: 2
Fiscal Year: 2014

STIP for FY 2011-2014

Seq #	Route System	Project Number	Agency	Description	Miles	Program	Type of Work	Proposed Funds	Total	FHWA	AC	FTA	TH	Other
								\$46,065,546		\$24,199,931	\$0	\$879,092	\$15,211,294	\$5,775,229

Areawide Transportation Partnership (ATP) Boundaries



DISTRICT 3

Transportation District Engineer

Bob Busch

(218) 828-5703

7694 Industrial Park Road

Baxter, Minnesota 56425-8096

General Information: (218) 828-5700

1-800-657-3971

FAX: (218) 828-5814

Seq #	Route System	Project Number	Agency	Description	Miles	Program	Type of Work	Proposed Funds	Total	FHWA	AC	FTA	TH	Other
344	BB	9901-07	MNDOT	SECT 5309: NORTHSTAR PHASE II COMMUTER RAIL - EXTENSION TO THE ST. CLOUD AREA: PRELIMINARY DESIGN, ENGINEERING & RIGHT-OF-WAY ACQUISITION (EARMARK)	0.0	B3	PLANNING	FFM	4,000,000	0	0	3,000,000	0	1,000,000
345	BB	TRF-0042-11	MNDOT	SECT 5311: CITY OF PINE RIVER TRANSIT OPERATING ASSISTANCE	0.0	OB	OPERATE BUS	FTA	76,735	0	0	25,271	0	51,464
346	BB	TRF-0048-11A	METRO BUS	SECT 5307: DIAL A RIDE TRANSIT SERVICE OPERATING ASSISTANCE	0.0	B9	OPERATE BUS	LF	2,800,000	0	0	0	0	2,800,000
347	BB	TRF-0048-11B	METRO BUS	SECT 5307: FIXED ROUTE TRANSIT SERVICE OPERATING ASSISTANCE	0.0	B9	OPERATE BUS	FTA	6,124,000	0	0	874,000	0	5,250,000
348	BB	TRF-0048-11D	METRO BUS	SECT 5307:TRANSIT CAPITAL PURCHASES, OFFICE EQUIPMENT & COMPUTERS	0.0	B9	BUS GRANT CAPITAL IMPROVEMENT	FTA	35,000	0	0	28,000	0	7,000
349	BB	TRF-0048-11E	METRO BUS	SECT 5307:TRANSIT CAPITAL PURCHASES, MAINTENANCE TOOLS & EQUIPMENT	0.0	B9	BUS GRANT CAPITAL IMPROVEMENT	FTA	10,000	0	0	8,000	0	2,000
350	BB	TRF-0048-11EE	METRO BUS	SECT 5309: PURCHASE TWO LARGE BUSES	0.0	B9	BUS GRANT CAPITAL IMPROVEMENT	FTA	800,000	0	0	640,000	0	160,000
351	BB	TRF-0048-11F	METRO BUS	SECT 5307: TRANSIT CAPITALIZED PREVENTIVE MAINTENANCE	0.0	B9	BUS GRANT CAPITAL IMPROVEMENT	FTA	1,148,750	0	0	919,000	0	229,750
352	BB	TRF-0048-11L	METRO BUS	SECT 5309: OPERATIONS CENTER OFFICE & STORAAGE ADDITIONAL & IMPROVEMENTS	0.0	B3	BUS GRANT CAPITAL IMPROVEMENT	FTA	1,500,000	0	0	1,200,000	0	300,000
353	BB	TRF-0048-11NS	METRO BUS	OPERATING ASSISTANCE NORTHSTAR PHASE II COMMUTER BUS	0.0	B9	OPERATE BUS	FTA	500,000	0	0	100,000	0	400,000
354	BB	TRF-0048-11W	METRO BUS	SECT 5307: TRANSIT CAPITAL PURCHASES, ITS PROJECTS	0.0	B9	BUS GRANT CAPITAL IMPROVEMENT	FTA	25,000	0	0	20,000	0	5,000
355	BB	TRF-0055-11	MNDOT	SECT 5311: RIVERRIDER TRANSIT OPERATING ASSISTANCE	0.0	OB	OPERATE BUS	FTA	978,706	0	0	281,422	0	697,284
356	BB	TRF-0057-11	MNDOT	SECT 5311: TRI-CAP TRANSIT OPERATING ASSISTANCE	0.0	OB	OPERATE BUS	FTA	974,998	0	0	285,566	0	689,432
357	BB	TRF-3449-11	MNDOT	SECT 5311: CROW WING CO/CITY OF BRAINERD TRANSIT OPERATING ASSISTANCE	0.0	OB	OPERATE BUS	FTA	849,750	0	0	253,820	0	595,930

Seq #	Route System	Project Number	Agency	Description	Miles	Program	Type of Work	Proposed Funds	Total	FHWA	AC	FTA	TH	Other
358	BB	TRF-7068-11	MNDOT	SECT 5311: ISANTI/CO TRANSIT OPERATING ASSISTANCE	0.0	OB	OPERATE BUS	FTA	916,700	0	0	254,560	0	662,140
359	BB	TRF-7077-11	MNDOT	SECT 5311: TIMBER TRAILS TRANSIT OPERATING ASSISTANCE	0.0	OB	OPERATE BUS	FTA	508,511	0	0	165,649	0	342,862
360	BB	TRF-9018-11	MNDOT	SECT 5311: WADENA CO OPERATING ASSISTANCE	0.0	OB	OPERATE BUS	FTA	378,216	0	0	115,884	0	262,332
361	BB	TRS-0055-11	MNDOT	RIVERRIDER, PURCHASE TWO BUSES - ONE CLASS 400/ONE CLASS 500	0.0	TR	PURCHASE BUS	STP	185,000	148,000	0	0	0	37,000
362	BB	TRS-0057-11	MNDOT	TRI-CAP MORRISON CO PURCHASE ONE BUS (CLASS 400)	0.0	TR	PURCHASE BUS	STP	68,000	54,400	0	0	0	13,600
363	BB	TRS-3449-11	MNDOT	CITY OF BRAINERD, PURCHASE ONE BUS (CLASS 400)	0.0	TR	PURCHASE BUS	STP	68,000	54,400	0	0	0	13,600
364	BB	TRS-7068-11	MNDOT	ISANTI HEARTLAND EXPRESS, PURCHASE ONE BUS (CLASS 500)	0.0	TR	PURCHASE BUS	STP	117,000	93,600	0	0	0	23,400
365	BB	TRS-9018-11	MNDOT	WADENA CO PURCHASE BUS (CLASS 400)	0.0	TR	PURCHASE BUS	STP	68,000	54,400	0	0	0	13,600
366	RR	18-00111	MNDOT	SAFETY ENHANCEMENTS AT VARIOUS LOCATIONS ON BNSF RAILWAY CORRIDOR E OF BRAINERD IN CROW WING CO TO CROW WING/AITKIN CO LINE	0.0	SR	RR X-ING IMPROVEMENTS	RRS	333,333	300,000	0	0	0	33,333
367	RR	86-00124	MNDOT	INSTALL GATES AT POPULAR LANE (MUN 23) IN ANNANDALE	0.0	SR	RR X-ING IMPROVEMENTS	RRS	225,000	202,500	0	0	0	22,500
368	RR	86-00125	MNDOT	INSTALL GATES AT OAK AVE/VACATE CROSSING AT FAIRHAVEN AVE IN SOUTH HAVEN)	0.0	SR	RR X-ING IMPROVEMENTS	RRS	225,000	225,000	0	0	0	0
369	RR	86-00126	MNDOT	INSTALL GATES AT FRANKLIN TWP RD 44, 1.5 MI W OF DELANO	0.0	SR	RR X-ING IMPROVEMENTS	RRS	225,000	202,500	0	0	0	22,500
370	CSAH 3	005-603-027	BENTON COUNTY	CONDUCT SCOPING, PREPARE ENVIRONMENTAL DOCUMENTATION, DESIGN & OFFICIAL MAPPING FOR CSAH 3 CORRIDOR FROM BENTON DRIVE TO TH 10 (AC PROJECT, PAYBACK IN 2014)	0.0	PL	PLANNING	STP	69,863	0	130,137	0	0	69,863
371	PED/BIKE	011-090-003	CASS COUNTY	JCT CASS CO CR 163 & TH 371 TO TH 371 & CHRISTMAS POINT RD, PHASE II OF SHINGOBEE TRAIL CONNECTING PAUL BUNYAN TRAIL & HEARTLAND TRAIL IN WALKER	1.7	EN	PEDESTRIAN BIKE TRAIL	TEA	350,000	251,000	0	0	0	99,000
372	CSAH 1	011-601-018	CASS COUNTY	GRADE, BASE & BITUMINOUS CASS CSAH 1 3.7 MI, CASS CSAH 34 TO CASS CSAH 15, INCLUDING SHOULDER WIDENING	3.7	RC	GRADE AND SURFACE	STP	1,200,000	900,000	0	0	0	300,000
373	CSAH 7	011-607-010	CASS COUNTY	CSAH 55 TO TH 6 IN CASS CO, RECLAIM & SURFACE	4.4	RD	MILL AND OVERLAY	STP	700,000	560,000	0	0	0	140,000

Seq #	Route System	Project Number	Agency	Description	Miles	Program	Type of Work	Proposed Funds	Total	FHWA	AC	FTA	TH	Other
374	LOCAL 999	018-070-005	CROW WING COUNTY	INTERSECTION LIGHTING AT VARIOUS LOCATIONS IN CROW WING CO	0.0	SH	LIGHTING	HSIP	45,500	40,950	0	0	0	4,550
375	PED/BIKE	018-090-004	CROW WING COUNTY	**MN 132** CONSTRUCT CUYUNA LAKE TRAIL, ROWE RD TO CSAH 31 IN CROW WING CO	2.5	BT	PEDESTRIAN BIKE TRAIL	HPP	325,000	260,000	0	0	0	65,000
376	PED/BIKE	018-090-006	CROW WING COUNTY	**MN 132** FEASIBILITY STUDY & DESIGN FOR FOR CUYUNA LAKE TRAIL, CROW WING CSAH 31 TO TH 6/CROW WING CSAH 10 IN DEERWOOD	0.0	PL	PLANNING	HPP	200,000	160,000	0	0	0	40,000
377	LOCAL 999	033-070-002	KANABEC COUNTY	CHEVRON INSTALLATION ON CURVES	8.1	SH	SIGNING	HSIP	50,500	45,450	0	0	0	5,050
378	CSAH 1	033-601-008	KANABEC COUNTY	MILL & OVERLAY KANABEC CSAH 1, 5.95 MI FROM JCT KANABEC CSAH 11 TO KANABEC CR 68 (AC PAYBACK, 1 OF 1)	6.0	RS	MILL AND OVERLAY	STP	695,000	695,000	0	0	0	0
379	LOCAL 999	048-070-005	MILLE LACS COUNTY	COUNTY-WIDE EDGE RUMBLE STRIP IMPROVEMENT PROJECT	40.3	SH	RUMBLE STRIPS	HSIP	106,248	95,623	0	0	0	10,625
380	TH 95	048-596-003	MILLE LACS COUNTY	**MN105** RIGHT-OF-WAY PURCHASE & ACQUISITION COSTS FOR REALIGNMENT OF 13TH AVE. EXTENSION NEAR RAMPS AT US 169/TH 95 INTERCHANGE & RELOCATION OF ONE ACCESS, PRINCETON	0.0	RW	BRIDGE REPLACEMENT	HPP	250,000	200,000	0	0	0	50,000
381	TH 95	048-596-005	MILLE LACS COUNTY	**MN105** CONSTRUCTION ENGINEERING FOR REALIGNMENT OF 13TH AVE. EXTENSION NEAR RAMPS AT US 169/TH 95 INTERCHANGE & RELOCATION OF ONE ACCESS, PRINCETON	0.0	PL	PLANNING	HPP	75,000	60,000	0	0	0	15,000
382	TH 95	048-596-006	MILLE LACS COUNTY	**MN105** REALIGNMENT OF 13TH AVE. EXTENSION NEAR RAMPS AT US 169/TH 95 INTERCHANGE & RELOCATION OF ONE ACCESS, PRINCETON	1.0	SC	GRADE AND SURFACE	HPP	1,125,200	244,800	0	0	0	880,400
383	CSAH 1	048-601-030	MILLE LACS COUNTY	RESURFACE 3 MI MILLE LACS CSAH 1, JCT OF MILLE LACS CR 122 TO MILLE LACS CSAH 13	3.0	RS	MILL AND OVERLAY	STP	2,491,000	1,008,000	0	0	0	1,483,000
384	CR 242	049-070-005	MORRISON COUNTY	RECONSTRUCT MORRISON CO CR 242 CURVE INCL GRADING, BASE & BITUMINOUS INCL SHOULDERS	0.0	SH	MISCELLANEOUS	HSIP	175,000	157,500	0	0	0	17,500
385	CSAH 76	049-070-008	MORRISON COUNTY	CSAH 76 LIGHTING PROJECT	0.0	SH	LIGHTING	HSIP	90,000	81,000	0	0	0	9,000
386	LOCAL 999	049-070-009	MORRISON COUNTY	ENHANCED CURVE DELINEATION COUNTYWIDE	15.6	SH	SIGNING	HSIP	150,000	135,000	0	0	0	15,000
387	CR 258	049-596-005	MORRISON COUNTY	CSAH 26 TO 113 ST IN MORRISON CO, MILL & OVERLAY	7.3	RS	MILL AND OVERLAY	STP	725,000	580,000	0	0	0	145,000
388	CSAH 35	049-635-005	MORRISON COUNTY	GRADE, BASE & BITUMINOUS MORRISON CSAH 35 7.7 MI, TH 10 & MORRISON CSAH 34, INCLUDING SHOULDER WIDENING, GUARDRAILS & TURNLANES	7.7	RC	GRADE AND SURFACE	STP	1,500,000	1,012,500	0	0	0	487,500

Seq #	Route System	Project Number	Agency	Description	Miles	Program	Type of Work	Proposed Funds	Total	FHWA	AC	FTA	TH	Other
389	CSAH 3	071-070-007	SHERBURNE COUNTY	TH 10 TO CSAH 20: RUMBLE STRIP, SHOULDER PAVING, SAFETY WEDGE	4.4	SH	SHOULDER PAVING	HSIP	196,000	176,400	0	0	0	19,600
390	CSAH 5	071-070-008	SHERBURNE COUNTY	RUMBLE STRIP. SHOULDER PAVING, SAFETY WEDGE	5.8	SH	SHOULDER PAVING	HSIP	257,000	231,300	0	0	0	25,700
391	CSAH 9	071-070-009	SHERBURNE COUNTY	RUMBLE STRIP. SHOULDER PAVING, SAFETY WEDGE	2.0	SH	SHOULDER PAVING	HSIP	106,000	95,400	0	0	0	10,600
392	CSAH 14	071-070-010	SHERBURNE COUNTY	RUMBLE STRIP. SHOULDER PAVING, SAFETY WEDGE	2.8	SH	SHOULDER PAVING	HSIP	140,000	126,000	0	0	0	14,000
393	LOCAL 999	073-030-002	STEARNS COUNTY	**MN162** CONDUCT SCOPING, PREPARE ENVIRONMENTAL DOCUMENTATION, DESIGN, & OFFICIAL MAPPING FOR OPPORTUNITY DRIVE CORRIDOR, I-94 TO CSAH 7 IN ST. AUGUSTA	0.0	PL	PLANNING	HPP	172,800	138,240	0	0	0	34,560
394	CSAH 75	073-070-003	STEARNS COUNTY	TRAFFIC SIGNAL CHANNELIZATION & ELIMINATION OF LEFT TURN AT CSAH 75 & 37TH AVE	0.0	SH	GRADE AND SURFACE	HSIP	500,000	450,000	0	0	0	50,000
395	LOCAL 999	073-070-004	STEARNS COUNTY	ENHANCED PAVEMENT EDGE STRIPING	201.3	SH	STRIPING	HSIP	275,000	247,500	0	0	0	27,500
396	CITY	073-591-002	STEARNS COUNTY	**SRTS IN** RICHMOND - CONSTRUCT TRAIL ALONG 2ND ST. FROM CSAH 23 TO CSAH 67(2009 SOLICITATION)	0.0	BT	PED/BIKE IMPROVEMENT	SRTS	150,260	150,260	0	0	0	0
397	CR 134	073-596-006	STEARNS COUNTY	GRADING, AGG BASE, BITUMINOUS SURFACING, CURB & GUTTER, DRAINAGE, SIGNING & STRIPING, BR #73571 & APPURTENANT WORK ON STEARNS CR 134 FROM STEARNS CSAH 4 TO 350 FT. S OF WEST OAKS DR & ON STEARNS CR 134 FROM DRIFTWOOD RD TO RILLA RD (AC PROJECT, 2012-2013)	0.5	MC	GRADE AND SURFACE	STP	2,855,189	378,473	3,515,197	0	0	2,476,716
398	LOCAL 999	073-684-003	STEARNS COUNTY	**MN162** PREPARE AN ENVIRONMENTAL IMPACT STATEMENT & FILE AN OFFICIAL MAP FOR A PROPOSED NEW ROADWAY ALIGNMENT S & W OF THE CITY OF WAITE PARK, EXTENDING W OF TH 15 & 33RD ST S TO STEARNS CSAH 4 & CSAH 133	0.0	PL	PLANNING	HPP	450,000	328,177	0	0	0	121,823
399	CSAH 120	073-720-002	STEARNS COUNTY	CONSTRUCTION OF CENTER MEDIAN BETWEEN CONNECTICUT AVE & 50TH AVE, & INTERSECTION CONTROLS AT CSAH 120/50TH AVE & CSAH 120/CENTRACARE CIRCLE INTERSECTIONS (AC PROJECT, PAYBACK IN 2015)	0.5	SC	MEDIAN BARRIER	STP	500,000	0	1,000,000	0	0	500,000
400	LOCAL 999	073-738-002	STEARNS COUNTY	**MN162** CONDUCT SCOPING, PREPARE ENVIRONMENTAL ASSESSMENT FOR PROPOSED NEW SAUK RIVER CROSSING BETWEEN 10TH AVE N & 28TH AVE S IN CITIES OF WAITE PARK & ST. CLOUD	0.0	PL	PLANNING	HPP	300,000	229,796	0	0	0	70,204
401	LOCAL 999	086-070-004	WRIGHT COUNTY	**MN231** TOWNSHIP SIGNING	0.0	SH	SIGNING	HPP	839,014	671,211	0	0	0	167,803

Seq #	Route System	Project Number	Agency	Description	Miles	Program	Type of Work	Proposed Funds	Total	FHWA	AC	FTA	TH	Other
402	PED/BIKE	086-090-003	WRIGHT COUNTY	CONSTRUCT BIKE/PEDESTRIAN TRAIL FACILITIES ALONG WRIGHT CSAH 19 & RIVER ROAD IN HANOVER (PHASE 1A)	4.0	EN	PEDESTRIAN BIKE TRAIL	TEA	350,498	280,398	0	0	0	70,100
403	PED/BIKE	086-591-001	MONTROSE	**SRTS IN** CONNECTING NEIGHBORHOODS IN W & S MONTROSE TO ELEMENTARY SCHOOL & EXISTING SYSTEM OF SIDEWALKS & TRAILS (2008 SOLICITATION)	0.0	BT	PED./BIKE IMPROVEMENT	SRTS	200,000	175,000	0	0	0	25,000
404	PED/BIKE	086-591-002	WRIGHT COUNTY	**SRTS IN** OTSEGO - CONSTRUCT TRAIL FROM JCT CSAH 42/QUADAY AVENUE TO OTSEGO ELEMENTARY SCHOOL (2009 SOLICITATION)	0.5	BT	PED./BIKE IMPROVEMENT	SRTS	195,000	120,000	0	0	0	75,000
405	TH 55	086-595-002	WRIGHT COUNTY	**MN120** TH 55 CORRIDOR COALITION STUDY	0.0	PL	PLANNING	HPP	80,000	64,000	0	0	0	16,000
406	CSAH 40	086-640-002	WRIGHT COUNTY	REPLACE BR 90685 OVER CLEARWATER RIVER AT WESTERN WRIGHT CO LINE	0.0	BR	BRIDGE REPLACEMENT	STP	525,000	288,000	0	0	0	237,000
407	PED/BIKE	092-090-037	MNDNR	**MN 174** CONSTRUCT BIKE/PED EXTENSION TO PAUL BUNYAN TRAIL, MISSISSIPPI RIVER BRIDGE TRAIL TO CROW WING STATE PARK	6.5	BT	PEDESTRIAN BIKE TRAIL	HPP	855,015	684,012	0	0	0	171,003
408	PED/BIKE	108-090-001	BRAINERD	CONSTRUCT CUYUNA LAKES STATE TRAIL ALONG COLLEGE DR, EAST RIVER ROAD TO S 5TH ST/QUINCE, ALONG S 5TH ST, QUINCE TO PINE ST & KIWANIS TRAIL CONNECTION IN BRAINERD	0.4	EN	PEDESTRIAN BIKE TRAIL	TEA	360,750	288,300	0	0	0	72,450
409	MSAS 126	108-126-012	BRAINERD	RECONSTRUCT ON COLLEGE DR TO 4-LANE FROM CSAH 48 TO QUINCE ST IN BRAINERD, INCL 3 ROUNDABOUTS, SIGNALS, DRAINAGE & RETAINING WALLS	1.0	RC	GRADE AND SURFACE	STP	7,000,000	1,939,688	0	0	0	5,060,312
410	PED/BIKE	162-090-005	ST CLOUD	EXTEND BEAVER ISLAND BIKE/PED TRAIL, ST CLOUD CIVIC CENTER TO HESTER PARK ALONG MISSISSIPPI RIVER IN ST CLOUD	0.9	EN	PEDESTRIAN BIKE TRAIL	TEA	3,050,000	493,465	0	0	0	2,556,535
411	MSAS 101	162-101-012	ST CLOUD	**MN122** 10TH ST BRIDGE APPROACH WORK, 5TH AVE TO 1ST AVE (AC PROJECT, PAYBACK IN 2012)	0.6	RC	GRADE AND SURFACE	HPP STP	4,496,108	719,921	1,094,904	0	0	3,776,187
412	CITY	162-591-003	ST CLOUD	**SRTS IN** ST. CLOUD - CONSTRUCT SIDEWALK ADDITIONS & CROSSWALK IMPROVEMENTS NEAR WESTWOOD ELEMENTARY, ST. CLOUD (2009 SOLICITATION)	0.0	BT	CROSSWALK/SIDE WALK	SRTS	170,000	170,000	0	0	0	0
413	LOCAL 999	220-117-002	SARTELL	GRADING, AGG BASE, BITUMINOUS SURFACING, CONCRETE CURB & GUTTER, ROUNDABOUTS, STORM SEWER & WATER MAIN FOR 50TH AVENUE FROM JCT. STEARNS CR 120 & 50TH AVE TO 0.429 MI. N OF 50TH AVE (AC PROJECT, PAYBACK IN 2014 & 2015)	0.4	MC	GRADE AND SURFACE	STP	973,022	0	364,000	0	0	973,022
414	TH 10	232-010-002	BIG LAKE	INTERSECTION REVISION AT TH 10 & TH 25 IN BIG LAKE (TRLF PROJECT)	0.0	AM	CHANNELIZATION	TRLF SF	2,250,000	0	0	0	650,000	1,600,000

Seq #	Route System	Project Number	Agency	Description	Miles	Program	Type of Work	Proposed Funds	Total	FHWA	AC	FTA	TH	Other
415	LOCAL 999	233-070-001	ST JOSEPH	**MN162** CONDUCT TIER 1 ENVIRONMENTAL DOCUMENTATION FOR SAINT JOSEPH N CORRIDOR, CO RD 133 TO CSAH 3	0.0	PL	PLANNING	HPP	200,000	160,000	0	0	0	40,000
416	194	242-010-003	ALBERTVILLE	CONSTRUCT WRIGHT CSAH 19/37 COLLECTOR DISTRIBUTOR INTERCHANGE INTERCONNECT IN ALBERTVILLE (CHAPTER 152 BOND GM INTERCHANGE PROGRAM; TRLF PROJECT)	1.0	MC	GRADE AND SURFACE	BF SF TRLF	8,915,000	0	0	0	250,000	8,665,000
417	TH 65	245-090-001	ISANTI	**MN251** CONSTRUCT BIKE/PEDESTRIAN BRIDGE OVER TH 65 IN ISANTI INCL APPROACH WORK	0.0	BT	PEDESTRIAN BIKE BRIDGE	FFM	950,000	950,000	0	0	0	0
418	TH 65	245-090-001	ISANTI	**MN260** CONSTRUCT BIKE/PEDESTRIAN BRIDGE OVER TH 65 INCL APPROACH WORK	0.0	BT	PEDESTRIAN BIKE BRIDGE	FFM	1,399,795	1,199,795	0	0	200,000	0
419	PED/BIKE	245-090-002	ISANTI	CONSTRUCT TRAIL FROM 8TH AVE. SE TO 6TH AVE. SE & FROM RICHARD AVE. NE TO CREDIT UNION DR. NE IN ISANTI (AC PROJECT, PAYBACK IN 2013)	0.6	EN	PEDESTRIAN BIKE TRAIL	TEA	338,134	0	150,000	0	0	338,134
420	TH 10	0502-101	MN/DOT	REPLACE TYPE A SIGNS FROM ST. CLOUD TO LITTLE FALLS & ON TH 15 IN BENTON CO.	37.8	SC	SIGNING	STP	150,000	120,000	0	0	30,000	0
421	TH 10	4901-74	MNDOT	BEG LITTLE FALLS BYPASS TO END LITTLE FALLS BYPASS (EB & WB), MILL & OVERLAY INCL SHOULDER PAVING	7.3	RS	MILL AND OVERLAY	NHS	4,080,000	3,264,000	0	0	816,000	0
422	TH 10	4902-59	MNDOT	4.5 MI N OF TH 115 S OF CUSHING TO 2.7 MI W OF TH 371 AT LITTLE FALLS BYPASS (EB & WB), MILL & OVERLAY, INCL SHOULDER PAVING & INSTALL RUMBLE STRIPS	11.5	RS	MILL AND OVERLAY	NHS	7,383,191	5,906,553	0	0	1,476,638	0
423	TH 10	7102-120	MNDOT	**ELLA** SHERBURNE CO. CSAH 5 IN BIG LAKE TO 380 FT W OF JOPLIN AVE IN ELK RIVER (EB & WB), MILL & OVERLAY INCL SHOULDER PAVING, UPGRADE PED RAMPS	8.9	RS	MILL AND OVERLAY	STP	5,029,846	4,023,877	0	0	1,005,969	0
424	TH 10	7702-48	MNDOT	RESTORE/REPLACE PAVERS AT STAPLES DEPOT	0.0	RB	HISTORIC PRESERVATION	SF	80,000	0	0	0	80,000	0
425	TH 23	0503-82	MNDOT	**ADA** REPLACE PEDESTRIAN BRIDGE #6847 OVER TH 23 E OF WILSON AVE IN ST. CLOUD	0.0	BR	BRIDGE REPLACEMENT	BR	780,000	624,000	0	0	156,000	0
426	TH 23	0503-84	MNDOT	AESTHETICS FOR NEW BRIDGE (GRANITE CITY BRIDGE) OVER MISSISSIPPI RIVER IN ST. CLOUD	0.2	RB	LANDSCAPING	SF	100,000	0	0	0	100,000	0
427	TH 23	7306-95	MNDOT	N JCT TH 15 TO 19 1/2 ST IN ST CLOUD (EB & WB), MILL & OVERLAY	1.1	RS	MILL AND OVERLAY	NHS	1,086,824	869,459	0	0	217,365	0
428	TH 25	7104-19	MNDOT	INTERSECTION IMPROVEMENT AT SHERBURNE CO CSAH 11 & CSAH 17 IN MONTICELLO	0.9	SC	TURN LANES	STP	3,264,814	2,381,735	0	0	595,434	287,645

Seq #	Route System	Project Number	Agency	Description	Miles	Program	Type of Work	Proposed Funds	Total	FHWA	AC	FTA	TH	Other
429	TH 25	8605-48	MNDOT	\$\$\$ BR 86803 AT JCT I-94 TO BR 71012 AT MISSISSIPPI RIVER IN MONTICELLO (NB & SB), MILL & OVERLAY, REPL DETERIORATING CURB & GUTTER (ARRA PROJECT)	0.9	RS	MILL AND OVERLAY	ES	741,959	741,959	0	0	0	0
430	TH 28	4907-05	MNDOT	REPLACE BR 4715 OVER SWAN RIVER AT 1.0 MI NW OF N LIMITS OF SWANVILLE	0.0	BR	BRIDGE REPLACEMENT	STP	790,770	632,616	0	0	158,154	0
431	TH 55	7314-34	MNDOT	STEARNS CO RD 66/181 IN PAYNESVILLE TO 0.4 MI W OF E JCT TH 4, BIT OVERLAY INCL SHOULDER PAVING (DIST. 3 ATP PORTION)	3.5	RS	BITUMINOUS OVERLAY	STP	1,192,294	953,835	0	0	238,459	0
432	TH 65	3308-41	MNDOT	**ELLA** 0.8 N JCT TH 23 IN MORA TO TH 27 IN WOODLAND, RECLAIM INCL SHOULDER PAVING, INCL LTL AT KANABEC CO CSAH 3 (CERTAIN ALLOCATED FUNDS PROJECT)	16.5	RD	BITUMINOUS RECLAMATION	STP	6,718,844	5,375,075	0	0	1,343,769	0
433	I 94	7380-220	MN/DOT	REPLACE TYPE C & D SIGNS, TH 15 TO WRIGHT/HENNEPIN CO LINE	38.5	SC	SIGNING	IM	500,000	450,000	0	0	50,000	0
434	I 94	7380-221	MN/DOT	REPLACE TYPE A & OVERHEAD SIGNS, DOUGLAS/TODD CO LINE TO WRIGHT/HENNEPIN CO LINE	90.7	SC	SIGNING	IM	350,000	315,000	0	0	35,000	0
435	I 94	7380-235	MNDOT	INSTALL INTERCHANGE LIGHTING AT I-94/STEARNS CSAH 2 IN STEARNS CO NEAR ST. JOSEPH	0.7	SH	LIGHTING	HSIP	300,000	270,000	0	0	30,000	0
436	TH 107	3010-23	MN/DOT	INTERSECTION REVISION AT JCT TH 65	0.8	SC	GRADE AND SURFACE	STP	713,439	570,751	0	0	142,688	0
64	TH 107	3311-09	MNDOT	ISANTI/KANABEC CO LINE TO TH 23, MILL & OVERLAY INCL SHOULDER PAVING (DIST. 3 ATP PORTION)(TIED TO 5812-10M)	15.3	RS	MILL AND OVERLAY	STP	1,600,000	1,280,000	0	0	320,000	0
66	TH 169	0115-40	MN/DOT	**ELLA** 1.2 MI NO OF GARRISON TO TH 47 IN AITKIN, & TH 169/TH 210 IN AITKIN, MILL & OVERLAY, PAVE SHOULDERS (D3 ATP PORTION, TIED TO SP 0115-40M DISTRICT 1)	0.6	RS	MILL AND OVERLAY	NHS	55,739	44,591	0	0	11,148	0
437	TH 169	1804-53	CROW WING COUNTY	HISTORIC OVERLOOK WALL RESTORATION AT GARRISON WAYSIDE IN GARRISON	0.0	EN	HISTORIC PRESERVATION	TEA	757,502	617,002	0	0	140,500	0
438	TH 169	1804-54	CROW WING COUNTY	\$\$\$ DEWATERING SYSTEM CONSTRUCTION AT GARRISON WAYSIDE IN GARRISON (ARRA PROJECT)	0.0	EN	HISTORIC PRESERVATION	TEA STP	444,000	424,500	0	0	19,500	0
439	TH 169	7106-76	MNDOT	MEDIAN CABLE GUARDRAIL N OF ELK RIVER (DPS 164 FUNDS)	5.4	SH	TRAFFIC BARRIER	HSIP	641,000	171,900	0	0	19,100	450,000
440	TH 227	8007-11	MNDOT	REPLACE BR 3038 OVER CAT RIVER AT 6.5 MI E OF SEBEKA	0.0	BR	BRIDGE REPLACEMENT	STP	507,427	405,942	0	0	101,485	0
441	TH 371	1810-95	MNDOT	DESIGN DRIVE IN BAXTER TO NISSWA (NB & SB), MILL & OVERLAY INCL SHOULDER PAVING & LEFT TURN LANES	12.9	RS	MILL AND OVERLAY	NHS	10,500,000	8,400,000	0	0	2,100,000	0

ATP: 3
 Fiscal Year: 2011

STIP for FY 2011-2014

Seq #	Route System	Project Number	Agency	Description	Miles	Program	Type of Work	Proposed Funds	Total	FHWA	AC	FTA	TH	Other
442	TH 371	1810-98RW	MNDOT	0.8 M S OF CROW WING CO CSAH 18 TO 0.5 MI N OF CROW WING CO CSAH 18 IN NISSWA	1.4	RW	RIGHT OF WAY	NHS	1,800,000	1,440,000	0	0	360,000	0
443	TH 999	8823-106	MNDOT	UPGRADE GUARDRAIL END TREATMENTS AT VARIOUS LOCATIONS IN DISTRICT	0.0	SC	GUARD RAIL	STP	200,000	160,000	0	0	40,000	0
444	TH 999	8823-146	MNDOT	DISTRICTWIDE CHEVRON/SIGNING UPGRADE	0.0	SH	SIGNING	HSIP	133,444	120,100	0	0	13,344	0
445	TH 999	8823-147	MNDOT	DISTRICTWIDE SETASIDE - RUMBLE STRIPS	0.0	SH	MISCELLANEOUS	HSIP	620,000	558,000	0	0	62,000	0
446	TH 999	8803-SAS-11	MNDOT	DISTRICTWIDE SETASIDES - 2011	0.0	NA	MISCELLANEOUS	SF	11,880,000	0	0	0	11,880,000	0
447	TH 999	8803-RW-11	MNDOT	DISTRICTWIDE SET ASIDES - RIGHT-OF-WAY - 2011	0.0	RW	RIGHT OF WAY	SF	3,400,000	0	0	0	3,400,000	0
									\$138,314,688	\$58,697,854	\$6,254,238	\$8,171,172	\$26,042,553	\$45,403,109

Seq #	Route System	Project Number	Agency	Description	Miles	Program	Type of Work	Proposed Funds	Total	FHWA	AC	FTA	TH	Other
448	BB	TRF-0042-12	MNDOT	SECT 5311: CITY OF PINE RIVER TRANSIT OPERATING ASSISTANCE	0.0	OB	OPERATE BUS	FTA	79,037	0	0	25,271	0	53,766
449	BB	TRF-0048-12A	METRO BUS	SECT 5307: DIAL A RIDE TRANSIT SERVICE OPERATING ASSISTANCE	0.0	B9	OPERATE BUS	LF	2,800,000	0	0	0	0	2,800,000
450	BB	TRF-0048-12B	METRO BUS	SECT 5307: FIXED ROUTE TRANSIT SERVICE OPERATING ASSISTANCE	0.0	B9	OPERATE BUS	FTA	6,574,000	0	0	874,000	0	5,700,000
451	BB	TRF-0048-12D	METRO BUS	SECT 5307: TRANSIT CAPITAL PURCHASES, OFFICE EQUIPMENT & COMPUTERS	0.0	B9	BUS GRANT CAPITAL IMPROVEMENT	FTA	25,000	0	0	20,000	0	5,000
452	BB	TRF-0048-12E	METRO BUS	SECT 5307: TRANSIT CAPITAL PURCHASES, MAINTENANCE TOOLS & EQUIPMENT	0.0	B9	BUS GRANT CAPITAL IMPROVEMENT	FTA	10,000	0	0	8,000	0	2,000
453	BB	TRF-0048-12F	METRO BUS	SECT 5307: TRANSIT CAPITALIZED PREVENTIVE MAINTENANCE	0.0	B9	BUS GRANT CAPITAL IMPROVEMENT	FTA	941,250	0	0	753,000	0	188,250
454	BB	TRF-0048-12NS	METRO BUS	OPERATING ASSISTANCE NORTHSTAR PHASE II COMMUTER BUS	0.0	B9	OPERATE BUS	FTA	500,000	0	0	100,000	0	400,000
455	BB	TRF-0048-12O	METRO BUS	SECT 5307: TRANSIT CAPITAL PURCHASES,PURCHASE 2 SMALL BUSES	0.0	B9	BUS GRANT CAPITAL IMPROVEMENT	FTA	280,000	0	0	224,000	0	56,000
456	BB	TRF-0048-12V	METRO BUS	SECT 5307: TRANSIT CAPITAL PURCHASES, BUS SHELTER TRANSIT AMENITY PROGRAM	0.0	B9	BUS GRANT CAPITAL IMPROVEMENT	FTA	30,000	0	0	24,000	0	6,000
457	BB	TRF-0048-12W	METRO BUS	SECT 5307: TRANSIT CAPITAL PURCHASE, ITS PROJECTS	0.0	B9	BUS GRANT CAPITAL IMPROVEMENT	FTA	25,000	0	0	20,000	0	5,000
458	BB	TRF-0048-12X	METRO BUS	SECT 5309:TRANSIT CAPITAL PURCHASE, CNG FUELING STATION	0.0	B3	PURCHASE BUS	FTA	1,500,000	0	0	1,200,000	0	300,000
459	BB	TRF-0055-12	MNDOT	SECT 5311: RIVERRIDER TRANSIT OPERATING ASSISTANCE	0.0	OB	OPERATE BUS	FTA	1,008,067	0	0	281,422	0	726,645
460	BB	TRF-0057-12	MNDOT	SECT 5311: TRI-CAP TRANSIT OPERATING ASSISTANCE	0.0	OB	OPERATE BUS	FTA	1,004,248	0	0	285,566	0	718,682
461	BB	TRF-3449-12	MNDOT	SECT 5311: CROW WING CO/CITY OF BRAINERD TRANSIT OPERATING ASSISTANCE	0.0	OB	OPERATE BUS	FTA	875,243	0	0	253,820	0	621,423
462	BB	TRF-7068-12	MNDOT	SECT 5311: ISANTI/COUNTY TRANSIT OPERATING ASSISTANCE	0.0	OB	OPERATE BUS	FTA	944,201	0	0	254,560	0	689,641

Seq #	Route System	Project Number	Agency	Description	Miles	Program	Type of Work	Proposed Funds	Total	FHWA	AC	FTA	TH	Other
463	BB	TRF-7077-12	MNDOT	SECT 5311: TIMBER TRAILS TRANSIT OPERATING ASSISTANCE	0.0	OB	OPERATE BUS	FTA	523,766	0	0	165,649	0	358,117
464	BB	TRF-9018-12	MNDOT	SECT 5311: WADENA CO OPERATING ASSISTANCE	0.0	OB	OPERATE BUS	FTA	389,563	0	0	115,884	0	273,679
465	BB	TRS-0055-12	MNDOT	RIVERRIDER, PURCHASE ONE BUS (CLASS 500 [D])	0.0	TR	PURCHASE BUS	STP	117,000	93,600	0	0	0	23,400
466	BB	TRS-0057-12	MNDOT	TRI-CAP, PURCHASE TWO BUSES (CLASS 400[D])	0.0	TR	PURCHASE BUS	STP	140,000	112,000	0	0	0	28,000
467	BB	TRS-3449-12	MNDOT	CITY OF BRAINERD, PURCHASE ONE BUS (CLASS 400)	0.0	TR	PURCHASE BUS	STP	70,000	56,000	0	0	0	14,000
468	BB	TRS-7068-12	MNDOT	ISANTI CO, PURCHASE ONE BUS (CLASS 400 [G])	0.0	TR	PURCHASE BUS	STP	68,000	54,400	0	0	0	13,600
469	BB	TRS-7077-12	MNDOT	TIMBER TRAILS PUBLIC TRANSIT, PURCHASE ONE BUS (CLASS 400 [G])	0.0	TR	PURCHASE BUS	STP	68,000	54,400	0	0	0	13,600
470	RR	86-00127	MNDOT	INSTALL GATES AT DAGUE AVE (TWP 273), FRANKLIN TWP IN WRIGHT CO	0.0	SR	RAILROAD SIGNALS	RRS	300,000	150,000	0	0	0	150,000
471	CSAH 999	005-030-001	BENTON COUNTY	SAFETY & GEOMETRIC IMPROVEMENTS AT 5 INTERSECTIONS: BENTON CSAH 1 & CSAH 29, CSAH 1 & CSAH 4, CSAH 5 & CSAH 6, CSAH 6 & TH 23, & CSAH 4 & CSAH 6	0.0	SC	TURN LANES	STP	202,000	161,600	0	0	0	40,400
472	PED/BIKE	018-090-007	CROW WING COUNTY	**MN 132** CONSTRUCT CUYUNA LAKE TRAIL, CROW WING CSAH 3 TO TH 6/CROW WING CSAH 10 IN DEERWOOD	0.0	BT	PED/BIKE IMPROVEMENT	HPP	500,000	340,000	0	0	0	160,000
473	CSAH 18	018-618-009	CROW WING COUNTY	CONSTRUCT NEW ALIGNMENT, TH 371/CROW WING CSAH 18 THROUGH THE CITY OF NISSWA (PHASE III)	0.4	MC	GRADE AND SURFACE	STP	1,150,000	376,000	0	0	0	774,000
474	CSAH 9	030-609-008	ISANTI COUNTY	CSAH 12 TO CSAH 18 IN ISANTI CO, RECONSTRUCT	3.0	RC	GRADE AND SURFACE	STP	2,640,000	1,568,160	0	0	0	1,071,840
475	PED/BIKE	071-090-001	SHERBURNE COUNTY	SHERBURNE CSAH 9 TO PRINCETON, CONSTRUCT PHASE I OF GREAT NORTHERN TRAIL	3.5	EN	PEDESTRIAN BIKE TRAIL	TEA	330,000	118,400	0	0	0	211,600
476	CSAH 16	071-616-013	SHERBURNE COUNTY	CO RD 53 TO CSAH 11 IN SHERBURNE CO, GRADE, BASE & BITUMINOUS	5.0	RC	GRADE AND SURFACE	STP	4,503,000	1,107,235	0	0	0	3,395,765
477	PED/BIKE	073-090-008	STEARNS COUNTY	CONSTRUCT BIKE/PED TRAIL, E CITY LIMITS OF RICHMOND TO E CITY LIMITS OF COLD SPRING, PHASE I OF ROCORI TRAIL	5.3	EN	PEDESTRIAN BIKE TRAIL	TEA	658,705	526,964	0	0	0	131,741
478	PED/BIKE	073-090-009	STEARNS COUNTY	CREST RIDGE RD TO CHERRYWOOD RD S OF PAYNESVILLE, CONSTRUCT PHASE 7 OF LAKE KORONIS TRAIL	2.0	EN	PEDESTRIAN BIKE TRAIL	TEA	355,300	284,240	0	0	0	71,060

Seq #	Route System	Project Number	Agency	Description	Miles	Program	Type of Work	Proposed Funds	Total	FHWA	AC	FTA	TH	Other
479	CR 134	073-596-006AC1	STEARNS COUNTY	GRADING, AGG BASE, BITUMINOUS SURFACING, CURB & GUTTER, DRAINAGE, SIGNING & STRIPING, BR #73571 & APPURTENANT WORK ON STEARNS CR 134 FROM STEARNS CSAH 4 TO 350 FT. S OF WEST OAKS DR & ON STEARNS CR 134 FROM DRIFTWOOD RD TO RILLA RD (AC PAYBACK, 1 OF 2)	0.5	RC	GRADE, SURFACE & BRIDGE	STP	2,485,104	2,485,104	0	0	0	0
480	PED/BIKE	092-090-036	MNDNR	CONSTRUCT 2.4 MI OF GLACIAL LAKES TRAIL BETWEEN RICHMOND & 178TH AVE W OF COLD SPRING	2.4	EN	PEDESTRIAN BIKE TRAIL	TEA	400,000	199,104	0	0	0	200,896
481	MSAS 101	162-101-012AC	ST CLOUD	**MN122** 10ST ST BRIDGE APPROACH WORK, 5TH AVE TO 1ST AVE (AC PAYBACK 1 OF 1)	0.6	RC	GRADE AND SURFACE	STP	1,094,904	1,094,904	0	0	0	0
482	CITY	230-113-001	BAXTER	CONSTRUCT RAILROAD-HIGHWAY GRADE CROSSING ON NEW ALIGNMENT AT CYPRESS DRIVE IN BAXTER, INCL SIGNAL & GATES	0.0	MC	RAILROAD SURF/SIGNALS	STP	303,000	242,400	0	0	0	60,600
483	TH 10	8001-38	MNDOT	WADENA/OTTER TAIL CO LINE TO BEGIN 4-LANE E OF WADENA, MILL & OVERLAY, INCL SHOULDER PAVING	2.5	RS	MILL AND OVERLAY	SF	1,500,000	0	0	0	1,500,000	0
484	TH 15	7321-47	MNDOT	CONSTRUCT NEW INTERCHANGE AT JCT STEARNS CO. CSAH 120 IN ST. CLOUD & SARTELL (CHAPTER 152 BOND-GM INTERCHANGE PROGRAM) DESTINATION INNOVATION (\$4.5M)	0.3	MC	GRADE, SURFACE & BRIDGE	SB BF	17,500,000	0	0	0	4,500,000	13,000,000
485	TH 22	7326-14	MNDOT	JCT TH 55 IN EDEN VALLEY TO TH 23 IN RICHMOND (S .25 MI. IN D8) (EXEMPT CSAH 9 '06 CONST.), MILL & OVERLAY INCL SHOULDER PAVING	10.2	RS	MILL AND OVERLAY	STP	3,000,000	2,400,000	0	0	600,000	0
486	TH 23	0503-75	MNDOT	**ELLA** JCT TH 95 E OF ST CLOUD TO JCT TH 25 IN FOLEY, CONSTRUCT 4-LANE (AC PROJECT, PAYBACK IN 2013)	8.4	MC	GRADE, SURFACE & BRIDGE	NHS	20,620,000	14,916,000	7,900,000	0	5,704,000	0
487	TH 23	0504-18	MN/DOT	**ELLA** JCT TH 25 TO 1.7 MI E IN FOLEY, MILL & OVERLAY, UPGRADE PED RAMPS	1.7	RS	MILL AND OVERLAY	NHS	680,000	544,000	0	0	136,000	0
488	TH 27	3309-14	MNDOT	S JCT TH 47 S OF ISLE TO TH 65, MILL & OVERLAY INCL SHOULDER PAVING	7.2	RS	MILL AND OVERLAY	SF	1,895,628	0	0	0	1,895,628	0
489	TH 29	5609-09M	MNDOT	**ELLA** JCT TH 210 TO JCT TH 71 IN WADENA, MILLING & RESURFACING (ATP-3 PORTION, TIED TO 5609-09, DISTRICT 4)	14.2	RC	MILL AND OVERLAY	SF	100,000	0	0	0	100,000	0
490	I 94	7380-222	MNDOT	0.7 MI E OF ALBANY TO END OF EB ENTRANCE RAMP AT STEARNS CO CR 159 AT COLLEGEVILLE (EB & WB), MILL & OVERLAY INCL SHOULDER PAVING	7.7	RS	MILL AND OVERLAY	IM	5,300,000	4,770,000	0	0	530,000	0
491	I 94	8680-158	MNDOT	CONSTRUCT WB RIGHT SHOULDER AUXILIARY LANE BETWEEN WRIGHT CSAH 18 TO TH 25 AT MONTICELLO	1.3	TM	GRADE AND SURFACE	IM	712,800	641,520	0	0	71,280	0

Seq #	Route System	Project Number	Agency	Description	Miles	Program	Type of Work	Proposed Funds	Total	FHWA	AC	FTA	TH	Other
492	TH 169	4811-66	MNDOT	EXTEND TURN LANES FROM 219TH AVE NW IN ELK RIVER TO 0.3 MI N OF CSAH 13	37.5	SH	TURN LANES	HSIP	520,000	468,000	0	0	52,000	0
493	TH 169	4814-51	MNDOT	END OF 4-LANE N OF RESERVATION TO MILLE LAC CO CR 25, CONSTRUCT LTLs AT WAGADAANKI RD, MNDNR RD, TIMBER TRAILS RD, & PINE CENTER RD, INCL LIGHTING	1.8	SC	TURN LANES	NHS	1,580,720	1,264,576	0	0	316,144	0
494	TH 169	7106-74	MNDOT	ON TH 101, FM BRIDGE #86001 OVER MISSISSIPPI RIVER TO JCT TH 10/169 AT BRIDGE #71001 IN ELK RIVER; & ON TH 169, FM JCT TH 10 AT BRIDGE #71001 TO 0.2 MI N OF 219TH AVE, MILL & OVERLAY, RUMBLE STRIPS, & TURNLANES	5.1	RS	MILL AND OVERLAY	NHS	4,261,224	3,408,979	0	0	852,245	0
495	TH 371	1116-26	MNDOT	JCT CROW WING CO CSAH 18 IN NISSWA TO 0.7 MI N OF CASS CO CSAH 42 IN PINE RIVER, MILL & OVERLAY, INCL SHOULDER PAVING & RUMBLE STRIPS	16.3	RS	MILL AND OVERLAY	NHS	5,314,216	4,251,373	0	0	1,062,843	0
496	TH 371	1810-98	MNDOT	0.8 M S OF CROW WING CO CSAH 18 TO 0.5 MI N OF CROW WING CO CSAH 18 IN NISSWA	1.4	MC	GRADE AND SURFACE	NHS	5,000,000	4,000,000	0	0	1,000,000	0
497	TH 999	8823-145	MNDOT	DISTRICTWIDE INTERSECTION LIGHTING AT VARIOUS TRUNK HIGHWAY/TRUNK HIGHWAY INTERSECTIONS	0.0	SH	LIGHTING	HSIP	466,667	420,000	0	0	46,667	0
498	TH 999	8823-148	MNDOT	DISTRICTWIDE RUMBLESTRIPS/SIGNING/MARKINGS PROJECT	0.0	SH	RUMBLE STRIPS	HSIP	237,777	213,999	0	0	23,778	0
499	TH 999	8803-RW-12	MNDOT	DISTRICTWIDE SET ASIDES - RIGHT-OF-WAY - 2012	0.0	RW	RIGHT OF WAY	SF	5,200,000	0	0	0	5,200,000	0
500	TH 999	8803-SAS-12	MNDOT	DISTRICTWIDE SETASIDES - 2012	0.0	NA	MISCELLANEOUS	SF	12,630,000	0	0	0	12,630,000	0
501	LOCAL 999	8803-SHL-12	MNDOT	DISTRICTWIDE SET ASIDES - HIGHWAY SAFETY IMPROVEMENT PROGRAM - 2012	0.0	SH	SAFETY TARGET	HSIP	2,078,431	1,870,588	0	0	0	207,843
									\$121,491,851	\$48,193,546	\$7,900,000	\$4,605,172	\$36,220,585	\$32,472,548

Seq #	Route System	Project Number	Agency	Description	Miles	Program	Type of Work	Proposed Funds	Total	FHWA	AC	FTA	TH	Other
502	BB	TRF-0042-13	MN/DOT	SECT 5311:CITY OF PINE RIVER TRANSIT OPERATING ASSISTANCE	0.0	OB	OPERATE BUS	FTA	81,408	0	0	25,271	0	56,137
503	BB	TRF-0048-13A	METRO BUS	SECT 5307: DIAL A RIDE TRANSIT SERVICE OPERATING ASSISTANCE	0.0	B9	OPERATE BUS	LF	2,850,000	0	0	0	0	2,850,000
504	BB	TRF-0048-13B	METRO BUS	SECT 5307: FIXED ROUTE RANSIT SERVICE OPERATING ASSISTANCE	0.0	B9	OPERATE BUS	FTA	8,074,000	0	0	874,000	0	7,200,000
505	BB	TRF-0048-13D	METRO BUS	SECT 5307: TRANSIT CAPITAL PURCHASES, OFFICE EQUIPMENT & COMPUTERS	0.0	B9	BUS GRANT CAPITAL IMPROVEMENT	FTA	25,000	0	0	20,000	0	5,000
506	BB	TRF-0048-13E	METRO BUS	SECT 5307: TRANSIT CAPITAL PURCHASES, MAINTENANCE TOOLS & EQUIPMENT	0.0	B9	BUS GRANT CAPITAL IMPROVEMENT	FTA	10,000	0	0	8,000	0	2,000
507	BB	TRF-0048-13EE	METRO BUS	SECT 5309: ST CLOUD TRANSIT CAPITAL PURCHASES, 18 LARGE BUSES	0.0	B3	PURCHASE BUS	FTA	8,100,000	0	0	6,480,000	0	1,620,000
508	BB	TRF-0048-13F	METRO BUS	SECT 5307: TRANSIT CAPITALIZED PREVENTIVE MAINTENANCE	0.0	B9	BUS GRANT CAPITAL IMPROVEMENT	FTA	1,026,250	0	0	821,000	0	205,250
509	BB	TRF-0048-13NS	METRO BUS	SECT 5309: TRANSIT OPERATING ASSISTANCE, NORTHSTAR PHASE II COMMUTER BUS	0.0	B3	OPERATE BUS	FTA	500,000	0	0	100,000	0	400,000
510	BB	TRF-0048-13O	METRO BUS	SECT 5307: TRANSIT CAPITAL PURCHASES, 2 SMALL BUSES	0.0	B9	BUS GRANT CAPITAL IMPROVEMENT	FTA	280,000	0	0	224,000	0	56,000
511	BB	TRF-0048-13V	METRO BUS	SECT 5307: TRANSIT CAPITAL PURCHASES, BUS SHELTER AMENITY PROGRAM	0.0	B9	BUS GRANT CAPITAL IMPROVEMENT	FTA	20,000	0	0	16,000	0	4,000
512	BB	TRF-0048-13W	METRO BUS	SECT 5307: TRANSIT CAPITAL PURCHASES, ITS PROJECTS	0.0	B9	BUS GRANT CAPITAL IMPROVEMENT	FTA	25,000	0	0	20,000	0	5,000
513	BB	TRF-0055-13	MN/DOT	SECT 5311:RIVERRIDER TRANSIT OPERATING ASSISTANCE	0.0	OB	OPERATE BUS	FTA	1,038,309	0	0	281,422	0	756,887
514	BB	TRF-0057-13	MN/DOT	SECT 5311:TRI-CAP TRANSIT OPERATING ASSISTANCE	0.0	OB	OPERATE BUS	FTA	1,034,375	0	0	285,566	0	748,809
515	BB	TRF-3449-13	MN/DOT	SECT 5311:CROW WING CO/CITY OF BRAINERD TRANSIT OPERATING ASSISTANCE	0.0	OB	OPERATE BUS	FTA	901,500	0	0	253,820	0	647,680
516	BB	TRF-7068-13	MN/DOT	SECT 5311:ISANTI/CHISAGO TRANSIT OPERATING ASSISTANCE	0.0	OB	OPERATE BUS	FTA	972,527	0	0	254,560	0	717,967

Seq #	Route System	Project Number	Agency	Description	Miles	Program	Type of Work	Proposed Funds	Total	FHWA	AC	FTA	TH	Other
517	BB	TRF-7077-13	MN/DOT	SECT 5311:TIMBER TRAILS TRANSIT OPERATING ASSISTANCE	0.0	OB	OPERATE BUS	FTA	539,479	0	0	165,649	0	373,830
518	BB	TRF-9018-13	MN/DOT	SECT 5311: WADENA CO OPERATING ASSISTANCE	0.0	OB	OPERATE BUS	FTA	401,249	0	0	115,884	0	285,365
519	BB	TRS-0055-13	MNDOT	RIVER RIDER, PURCHASE ONE BUS (CLASS 400)	0.0	TR	PURCHASE BUS	STP	72,000	57,600	0	0	0	14,400
520	BB	TRS-0057-13	MNDOT	TRI-CAP, PURCHASE ONE BUSE (CLASS 500)	0.0	TR	PURCHASE BUS	STP	121,000	96,800	0	0	0	24,200
521	BB	TRS-3449-13	MNDOT	CITY OF BRAINERD, PURCHASE ONE BUS (CLASS 400)	0.0	TR	PURCHASE BUS	STP	72,000	57,600	0	0	0	14,400
522	BB	TRS-7068-13	MNDOT	ISANTI CO, PURCHASE ONE BUS (CLASS 400)	0.0	TR	PURCHASE BUS	STP	70,000	56,000	0	0	0	14,000
523	BB	TRS-7077-13	MNDOT	TIMBER TRAILS TRANSIT, PURCHASE ONE BUS (CLASS 400)	0.0	TR	PURCHASE BUS	STP	70,000	56,000	0	0	0	14,000
524	BB	TRS-9018-13	MNDOT	WADENA CO, PURCHASE ONE BUS (CLASS 400)	0.0	TR	PURCHASE BUS	STP	70,000	56,000	0	0	0	14,000
525	RR	86-00128	MNDOT	INSTALL GATES AT 13TH AVE, MUN 2 IN HOWARD LAKE	0.0	SR	RAILROAD SIGNALS	STP	350,000	175,000	0	0	0	175,000
526	CR 73	005-596-005	BENTON COUNTY	BENTON CSAH 2 TO TH 10, RECLAIM & RESURFACE, INCL. SHOULDERS	3.0	RD	BITUMINOUS RECLAMATION	STP	465,000	372,000	0	0	0	93,000
527	CSAH 6	005-606-018	BENTON COUNTY	TH 23 IN RONNEBY TO CO RD 69, GRADE, BASE & BITUMINOUS	6.5	RC	GRADE AND SURFACE	STP	1,486,000	1,188,800	0	0	0	297,200
528	CSAH 8	011-608-014	CASS COUNTY	TH 200 TO CASS CO CR 157, MILL & OVERLAY	5.4	RS	MILL AND OVERLAY	STP	1,000,000	800,000	0	0	0	200,000
529	CSAH 14	018-614-014	CROW WING COUNTY	TH 6 TO AITKIN CO LINE, RESURFACING, INCL SHOULDER PAVING, CURB & GUTTER REPLACEMENT & SAFETY IMPROVEMENTS	3.2	RS	MILL AND OVERLAY	STP	880,000	704,000	0	0	0	176,000
530	CSAH 1	049-601-017	MORRISON COUNTY	CSAH 12 TO TH 27, RECONDITIONING & CULVERT TREATMENTS	5.9	RD	MILL AND OVERLAY	STP	1,080,000	864,000	0	0	0	216,000
531	CR 134	073-596-006AC2	STEARNS COUNTY	GRADING, AGG BASE, BITUMINOUS SURFACING, CUB & GUTTER, DRAINAGE, SIGNING & STRIPING, BR. #73571 AND APPURTENANT WORK ON STEARNS CR 134 FROM STEARNS CSAH 4 TO 350 FT. S OF WEST OAKS DR & ON STEARNS CR 134 FROM DRIFTWOOD RD TO RILLA RD (AC PAYBACK 2 OF 2)	0.5	RC	GRADE, SURFACE & BRIDGE	STP	1,030,093	1,030,093	0	0	0	0
532	CSAH 13	073-613-024	STEARNS COUNTY	TH 55 TO CSAH 27, RECLAIM & RESURFACE, INCL SHOULDER PAVING	7.2	RD	BITUMINOUS RECLAMATION	STP	1,300,000	1,040,000	0	0	0	260,000

Seq #	Route System	Project Number	Agency	Description	Miles	Program	Type of Work	Proposed Funds	Total	FHWA	AC	FTA	TH	Other
533	CSAH 23	077-623-005	TODD COUNTY	0.5 MI N OF CSAH 24 TO TH 210, RECONSTRUCTION, INCL SHOULDER WIDENING & SAFETY IMPROVEMENTS	4.6	RC	GRADE AND SURFACE	STP	966,000	772,800	0	0	0	193,200
534	CSAH 8	080-608-001	WADENA COUNTY	W CO LINE TO 0.14 MI W OF TH 71, MILL & OVERLAY, INCL SHOULDER PAVING	2.9	RS	MILL AND OVERLAY	STP	440,000	352,000	0	0	0	88,000
535	CSAH 75	086-675-018	WRIGHT COUNTY	OTTER CREEK IN MONTICELLO TO WEST CO. LINE, RECLAIM & RESURFACE , INCL SHOULDER PAVING	5.6	RD	BITUMINOUS RECLAMATION	STP	3,500,000	1,351,828	0	0	0	2,148,172
536	PED/BIKE	245-090-002AC	ISANTI	CONSTRUCT TRAIL FROM 8TH AVE. SE TO 6TH AVE. SE & FROM RICHARD AVE. NE TO CREDIT UNION DR. NE IN ISANTI (AC PAYBACK 1 OF 1)	0.6	EN	PEDESTRIAN BIKE TRAIL	TEA	150,000	150,000	0	0	0	0
537	TH 10	7101-61M	MNDOT	SHERBURNE/ANOKA COUNTY LINE TO JCT TH 169 S IN ELK RIVER, MILL & OVERLAY, INCL SHOULDER PAVING	3.2	RS	MILL AND OVERLAY	SF	3,977,047	0	0	0	3,977,047	0
538	TH 10	7102-122	MNDOT	0.2 MI E OF JCT TH 24 IN CLEAR LAKE TO 0.2 MI W OF W LIMITS OF BIG LAKE (WB), UNBONDED CONCRETE OVERLAY, INCL SHOULDER PAVING & RUMBLE STRIPS	14.3	RC	UNBONDED CONCRETE OVERLAY	NHS	8,642,626	6,914,101	0	0	1,728,525	0
539	TH 23	0503-75AC	MNDOT	JCT TH 95 E OF ST CLOUD TO JCT TH 25 IN FOLEY, CONSTRUCT 4 LANE (AC PAYBACK, 1 of 1)	10.8	MC	GRADE,SURFACE & BRIDGE	NHS	7,900,000	7,900,000	0	0	0	0
540	TH 28	7307-12	MNDOT	POPE/STEARNS CO LN TO S JCT TH-71, MILL & OVERLAY, INCL SHOULDER PAVING	9.0	RS	MILL AND OVERLAY	SF	2,298,292	0	0	0	2,298,292	0
541	TH 95	3002-13	MNDOT	INTERSECTION IMPROVEMENT AT JUNCTION TH 47 IN ISANTI CO	0.6	SH	INTERSECTION IMPROVEMENT	HSIP	800,000	720,000	0	0	80,000	0
542	TH 95	3006-34	MNDOT	1000 FT E TO 1000 FT W OF JCT ISANTI CO CSAH 14/CR 70 IN CAMBRIDGE, INTERSECTION IMPROVEMENT	0.4	SC	MISCELLANEOUS	SF	867,300	0	0	0	867,300	0
543	TH 999	8823-139	MNDOT	DISTRICTWIDE ADA SIGNAL UPGRADE PROJECT	0.0	SC	TRAFFIC SIGNAL REVISION	STP	500,000	400,000	0	0	100,000	0
544	TH 999	8823-140	MNDOT	DISTRICTWIDE RR PRE-EMPTION UPGRADE PROJECT	0.0	SC	TRAFFIC SIGNAL REVISION	SF	550,000	0	0	0	550,000	0
545	TH 999	8803-RW-13A	MNDOT	DISTRICTWIDE SET ASIDES - RIGHT-OF-WAY - 2013	0.0	RW	RIGHT OF WAY	SF	10,000,000	0	0	0	10,000,000	0
546	TH 999	8803-SAS-13	MNDOT	DISTRICTWIDE SETASIDES - 2013	0.0	NA	MISCELLANEOUS	SF	11,930,000	0	0	0	11,930,000	0
547	LOCAL 999	8803-SHL-13	MNDOT	DISTRICTWIDE SET ASIDES - HIGHWAY SAFETY IMPROVEMENT PROGRAM - 2013	0.0	SH	SAFETY TARGET	HSIP	2,078,431	1,870,588	0	0	0	207,843
548	TH 999	8803-SHS-13	MN/DOT	DISTRICTWIDE SETASIDE - RUMBLE STRIPS, SIGNING, MARKINGS - 2013	0.0	SH	MISCELLANEOUS	HSIP	444,444	400,000	0	0	44,444	0

ATP: 3
Fiscal Year: 2013

STIP for FY 2011-2014

Seq #	Route System	Project Number	Agency	Description	Miles	Program	Type of Work	Proposed Funds	Total	FHWA	AC	FTA	TH	Other
								\$88,989,330		\$27,385,210	\$0	\$9,945,172	\$31,575,608	\$20,083,340

Seq #	Route System	Project Number	Agency	Description	Miles	Program	Type of Work	Proposed Funds	Total	FHWA	AC	FTA	TH	Other
549	BB	TRF-0042-14	MN/DOT	SECT 5311: CITY OF PINE RIVER TRANSIT OPERATING ASSISTANCE	0.0	OB	OPERATE BUS	FTA	83,850	0	0	25,271	0	58,579
550	BB	TRF-0048-14A	METRO BUS	SECT 5307: DIAL A RIDE TRANSIT SERVICE OPERATING ASSISTANCE	0.0	B9	OPERATE BUS	LF	2,900,000	0	0	0	0	2,900,000
551	BB	TRF-0048-14B	METRO BUS	SECT 5307: FIXED ROUTE RANSIT SERVICE OPERATING ASSISTANCE	0.0	B9	OPERATE BUS	FTA	8,774,000	0	0	874,000	0	7,900,000
552	BB	TRF-0048-14D	METRO BUS	SECT 5307: TRANSIT CAPITAL PURCHASES, OFFICE EQUIPMENT & COMPUTERS	0.0	B9	BUS GRANT CAPITAL IMPROVEMENT	FTA	25,000	0	0	20,000	0	5,000
553	BB	TRF-0048-14E	METRO BUS	SECT 5307: TRANSIT CAPITAL PURCHASES, MAINTENANCE TOOLS & EQUIPMENT	0.0	B9	BUS GRANT CAPITAL IMPROVEMENT	FTA	10,000	0	0	8,000	0	2,000
554	BB	TRF-0048-14EE	METRO BUS	SECT 5309: ST CLOUD TRANSIT CAPITAL PURCHASES, 5 LARGE BUSES	0.0	B9	PURCHASE BUS	FTA	2,250,000	0	0	1,800,000	0	450,000
555	BB	TRF-0048-14F	METRO BUS	SECT 5307: TRANSIT CAPITALIZED PREVENTIVE MAINTENANCE	0.0	B9	BUS GRANT CAPITAL IMPROVEMENT	FTA	1,101,250	0	0	881,000	0	220,250
556	BB	TRF-0048-14NS	METRO BUS	SECT 5309: TRANSIT OPERATING ASSISTANCE, NORTHSTAR PHASE II COMMUTER BUS	0.0	B3	OPERATE BUS	FTA	500,000	0	0	100,000	0	400,000
557	BB	TRF-0048-14O	METRO BUS	SECT 5307: TRANSIT CAPITAL PURCHASES, 2 SMALL BUSES	0.0	B9	BUS GRANT CAPITAL IMPROVEMENT	FTA	320,000	0	0	256,000	0	64,000
558	BB	TRF-0048-14V	METRO BUS	SECT 5307: TRANSIT CAPITAL PURCHASES, BUS SHELTER AMENITY PROGRAM	0.0	B9	BUS GRANT CAPITAL IMPROVEMENT	FTA	25,000	0	0	20,000	0	5,000
559	BB	TRF-0048-14W	METRO BUS	SECT 5307: ITS PROJECTS	0.0	B9	BUS GRANT CAPITAL IMPROVEMENT	FTA	25,000	0	0	20,000	0	5,000
560	BB	TRF-0055-14	MN/DOT	SECT 5311: RIVERRIDER TRANSIT OPERATING ASSISTANCE	0.0	OB	OPERATE BUS	FTA	1,069,458	0	0	281,422	0	788,036
561	BB	TRF-0057-14	MN/DOT	SECT 5311: TRI-CAP TRANSIT OPERATING ASSISTANCE	0.0	OB	OPERATE BUS	FTA	1,065,407	0	0	285,566	0	779,841
562	BB	TRF-3449-14	MN/DOT	SECT 5311: CROW WING CO/CITY OF BRAINERD TRANSIT OPERATING ASSISTANCE	0.0	OB	OPERATE BUS	FTA	928,545	0	0	253,820	0	674,725
563	BB	TRF-7068-14	MN/DOT	SECT 5311: ISANTI/CHISAGO TRANSIT OPERATING ASSISTANCE	0.0	OB	OPERATE BUS	FTA	1,001,703	0	0	254,560	0	747,143

Seq #	Route System	Project Number	Agency	Description	Miles	Program	Type of Work	Proposed Funds	Total	FHWA	AC	FTA	TH	Other
564	BB	TRF-7077-14	MN/DOT	SECT 5311: TIMBER TRAILS TRANSIT OPERATING ASSISTANCE	0.0	OB	OPERATE BUS	FTA	555,664	0	0	165,649	0	390,015
565	BB	TRF-9018-14	MN/DOT	SECT 5311: WADENA CO OPERATING ASSISTANCE	0.0	OB	OPERATE BUS	FTA	413,287	0	0	115,884	0	297,403
566	BB	TRS-0042-14	MNDOT	CITY OF PINE RIVER, PURCHASE ONE BUS (CLASS 300)	0.0	TR	PURCHASE BUS	STP	60,000	48,000	0	0	0	12,000
567	BB	TRS-0055-14	MNDOT	RIVER RIDER, PURCHASE THREE BUSES (CLASS 400)	0.0	TR	PURCHASE BUS	STP	222,000	177,600	0	0	0	44,400
568	BB	TRS-0057-14	MNDOT	TRI-CAP, PURCHASE ONE BUS (CLASS 400)	0.0	TR	PURCHASE BUS	STP	74,000	59,200	0	0	0	14,800
569	BB	TRS-3449-14	MNDOT	CITY OF BRAINERD, PURCHASE ONE BUS (CLASS 400)	0.0	TR	PURCHASE BUS	STP	74,000	59,200	0	0	0	14,800
570	BB	TRS-7068-14	MNDOT	ISANTI CO, PURCHASE ONE BUSES (CLASS 400)	0.0	TR	PURCHASE BUS	STP	72,000	57,600	0	0	0	14,400
571	BB	TRS-7077-14	MNDOT	TIMBER TRAILS TRANSIT, PURCHASE ONE BUS (CLASS 400)	0.0	TR	PURCHASE BUS	STP	72,000	57,600	0	0	0	14,400
572	RR	11-00111	MNDOT	INSTALL GATES AT MULTIPLE TRACKS CROSSING AT OAK AVENUE IN CASS LAKE	0.0	SR	RR X-ING IMPROVEMENTS	STP	425,000	382,500	0	0	0	42,500
573	CSAH 8	018-608-010	CROW WING COUNTY	TH 18 to 7.7 MI NORTH, RESURFACING, SHOULDER PAVING, TURN LANES	7.7	RS	MILL AND OVERLAY	STP	1,275,700	791,200	0	0	0	484,500
574	CSAH 28	018-628-002	CROW WING COUNTY	CROW WING CSAH 12 TO TH 210, RESURFACING, SHOULDER PAVING, TURN LANES & CURB & GUTTER REHAB	1.5	RS	MILL AND OVERLAY	STP	350,000	280,000	0	0	0	70,000
575	CSAH 4	033-604-018	KANABEC COUNTY	KANABEC CSAH 10 TO TH 47, MILL & OVERLAY	2.0	RS	MILL AND OVERLAY	STP	385,700	308,500	0	0	0	77,200
576	CSAH 12	033-612-013	KANABEC COUNTY	FROM TH 23 TO KANABEC CSAH 6, MILL & OVERLAY (AC PROJECT - PAYBACK IN 2015)	4.7	RS	MILL AND OVERLAY	STP	672,200	493,600	220,800	0	0	178,600
577	CSAH 4	048-604-017	MILLE LACS COUNTY	MILLE LACS CSAH 13 TO MILLE LACS CSAH 12, RECONSTRUCT INCLUDING WIDENING	4.2	RC	GRADE AND SURFACE	STP	1,369,500	415,700	0	0	0	953,800
578	CSAH 20	049-620-005	MORRISON COUNTY	FROM TH 10 TO MORRISON CSAH 3, MILL & OVERLAY	4.2	RS	MILL AND OVERLAY	STP	630,686	391,286	0	0	0	239,400
579	CSAH 15	071-615-010	SHERBURNE COUNTY	TH 10 TO NORTH INTERSECTION OF SHERBURNE CR 79, GRADE, BASE & BITUMINOUS, INCL. REALIGNMENT OF SHERBURNE CR 79 INTERSECTION	2.5	RC	GRADE AND SURFACE	STP	2,250,000	1,607,500	0	0	0	642,500
580	EN	077-595-001	TODD COUNTY	RESTORATION OF THE EXISTING DEPOT STRUCTURE IN STAPLES	0.0	EN	HISTORIC PRESERVATION	TEA	505,150	404,120	0	0	0	101,030

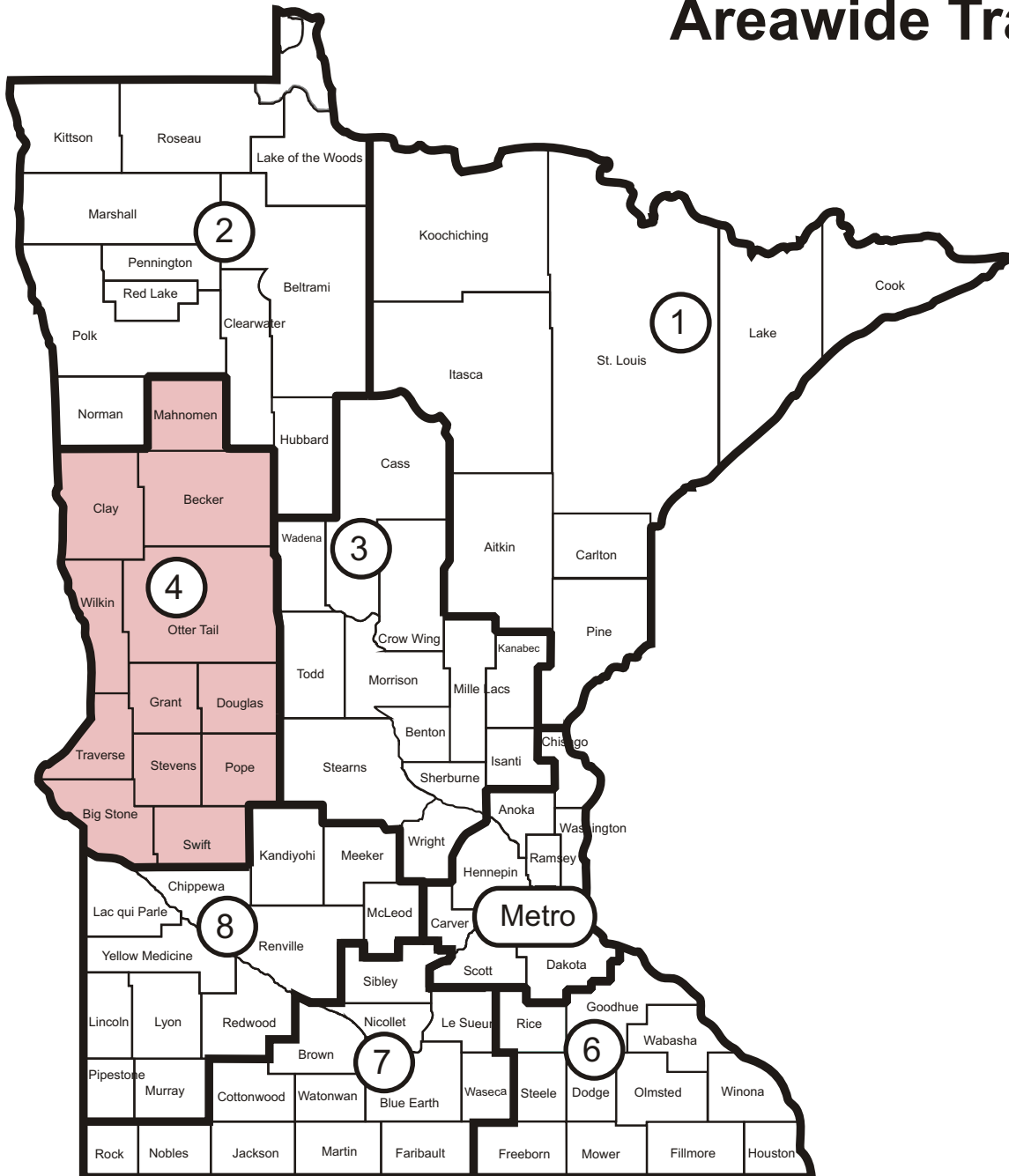
Seq #	Route System	Project Number	Agency	Description	Miles	Program	Type of Work	Proposed Funds	Total	FHWA	AC	FTA	TH	Other
581	PED/BIKE	086-090-004	HANOVER	CONSTRUCT BIKE/PED TRAIL ALONG WRIGHT CSAH 34 FROM BEEBE LAKE REGIONAL PARK IN ST. MICHAEL TO INTERSECTION OF CSAH 19 & 34 IN HANOVER	3.8	EN	PED/BIKE IMPROVEMENT	TEA	973,557	657,500	0	0	0	316,057
582	CSAH 33	086-633-002	WRIGHT COUNTY	TH 55 TO WRIGHT CSAH 44, RECLAIM & RESURFACE, INCL. INSTALLING SAFETY EDGE ALONG SHOULDER, CONSTRUCTING RIGHT-TURN & BYPASS LANES, UPDATING SIGNING & INSTALLING STREET LIGHTING AT VARIOUS RURAL INTERSECTIONS	4.7	RD	BITUMINOUS RECLAMATION	STP	900,000	720,000	0	0	0	180,000
583	PED/BIKE	091-090-018	MILLE LACS BAND	**MN060** CONSTRUCT BIKE/PED OVERPASS (BR 48525) NEAR JCT TH 169 AT AATAGE RD IN MILLE LACS RESERVATION	0.0	BT	PEDESTRIAN BIKE TRAIL	HPP	2,100,000	450,000	0	0	0	1,650,000
584	LOCAL 999	162-151-001	ST. CLOUD	33RD STREET SOUTH PHASE 1: CSAH 75 TO SOUTHWAY DRIVE, EXPAND TO 4-LANE, INCL ROUNDABOUT AT SOUTHWAY DR.	0.5	MC	GRADE AND SURFACE	STP	3,500,000	1,900,000	0	0	0	1,600,000
585	LOCAL 999	220-117-002AC1	SARTELL	GRADING, AGG BASE, BITUMINOUS SURFACING, CONCRETE CURB & GUTTER, ROUNDABOUTS, STORM SEWER & WATER MAIN FOR 50TH AVENUE FROM JCT. CR 120 & 50TH AVE TO 0.429 MI. N OF 50TH AVE (AC PAYBACK, 1 OF 2)	0.4	MC	GRADE AND SURFACE	STP	172,000	172,000	0	0	0	0
586	TH 23	4802-22	MN/DOT	REPLACE BRIDGE #8613 OVER BOGUS BROOK 0.3 MI NE OF BOCK	0.0	BR	BRIDGE REPLACEMENT	SF	244,766	0	0	0	244,766	0
587	TH 71	7708-38	MN/DOT	BR #95116 OVER EAGLE CREEK S OF EAGLE BEND TO 0.1 MI S OF TODD CO CSAH 24 (MAIN ST) IN BERTHA, MILL & OVERLAY	7.5	BR	MILL AND OVERLAY	SF	1,929,235	0	0	0	1,929,235	0
588	TH 84	1110-11	MN/DOT	REPLACE BRIDGE #6499 OVER NORWAY BROOK DAM IN PINE RIVER	0.0	BR	BRIDGE REPLACEMENT	SF	3,043,334	0	0	0	3,043,334	0
589	TH 84	1111-13	MN/DOT	REPLACE BRIDGE #984 OVER BOY RIVER 0.2 MI S OF LONGVILLE	0.0	BR	BRIDGE REPLACEMENT	SF	1,402,958	0	0	0	1,402,958	0
590	I 94	8680-162	MN/DOT	ON WBL, FM CROW RIVER BRIDGE (BR #27942) AT WRIGHT/HENNEPIN CO LINE TO ENTRANCE RAMP AT TH 25 IN MONTICELLO; & ON EBL, FM EB EXIT RAMP AT TH 25 TO BR #86819; & FROM EXIT RAMP AT WRIGHT CSAH 19 TO ENTRANCE RAMP AT CSAH 37 IN ALBERTVILLE, BITUMINOUS OVERLAY	11.7	RS	BITUMINOUS OVERLAY	NHS	6,721,455	6,049,310	0	0	672,145	0
591	TH 95	3006-36	MNDOT	REPLACE BR 9173 OVER RUM RIVER 0.6 W OF CAMBRIDGE	0.0	BR	BRIDGE REPLACEMENT	STP	7,280,000	5,824,000	0	0	1,456,000	0
592	TH 169	4812-82	MN/DOT	ON NBL, FM 0.7 MI N MILLE LACS CO CSAH 9 N OF MILACA TO 0.2 MI N MILLE LACS CO CR 103 S OF ONAMIA, MILL & OVERLAY	8.5	RS	MILL AND OVERLAY	NHS	2,950,806	2,360,645	0	0	590,161	0

ATP: 3
 Fiscal Year: 2014

STIP for FY 2011-2014

Seq #	Route System	Project Number	Agency	Description	Miles	Program	Type of Work	Proposed Funds	Total	FHWA	AC	FTA	TH	Other
593	TH 169	4812-83	MN/DOT	ON SBL, FM 0.6 MI N OF MILLE LACS CO CSAH 36 TO BEGIN CONCRETE SECTION N OF RUM RIVER REST AREA, BITUMINOUS OVERLAY	9.8	RS	MILL AND OVERLAY	NHS	2,727,397	2,181,918	0	0	545,479	0
594	TH 210	1115-27	MN/DOT	0.2 MI E S JCT CASS CO CSAH 1 IN PILLAGER TO 3.5 MI W OF TH 371 W OF BAXTER, BITUMINOUS OVERLAY	7.5	RS	BITUMINOUS OVERLAY	SF	2,530,562	0	0	0	2,530,562	0
595	TH 999	8823-157	MNDOT	DISTRICTWIDE UPGRADE RR CIRCUITRY	0.0	SR	RAILROAD SIGNALS	STP	400,000	320,000	0	0	80,000	0
596	TH 999	8823-158	MNDOT	DISTRICTWIDE ADA SIGNAL UPGRADE	0.0	SC	TRAFFIC SIGNAL REVISION	SF	600,000	0	0	0	600,000	0
597	TH 999	8803-RW-14	MNDOT	DISTRICTWIDE SET ASIDES - RIGHT-OF-WAY - 2014	0.0	RW	RIGHT OF WAY	SF	5,000,000	0	0	0	5,000,000	0
598	TH 999	8803-SAS-14	MNDOT	DISTRICTWIDE SETASIDES - 2014	0.0	NA	MISCELLANEOUS	SF	11,930,000	0	0	0	11,930,000	0
599	LOCAL 999	8803-SHL-14	MNDOT	DISTRICTWIDE SET ASIDES - HIGHWAY SAFETY IMPROVEMENT PROGRAM - 2014	0.0	SH	SAFETY TARGET	HSIP	2,078,431	1,870,588	0	0	0	207,843
600	TH 999	8803-SHS-14	MNDOT	DISTRICTWIDE SET ASIDES - DISTRICT 3 HSIP SHARE - 2014	0.0	SH	SAFETY TARGET	HSIP	1,244,444	1,120,000	0	0	124,444	0
									\$87,215,045	\$29,159,567	\$220,800	\$5,361,172	\$30,149,084	\$22,545,222

Areawide Transportation Partnership (ATP) Boundaries



DISTRICT 4

Transportation District Engineer
Lee Berget
(218) 846-3603
1000 Hwy. 10 West
Detroit Lakes, Minnesota 56501

General Information: (218) 846-3600
1-800-657-3984
FAX: (218) 847-1583

Seq #	Route System	Project Number	Agency	Description	Miles	Program	Type of Work	Proposed Funds	Total	FHWA	AC	FTA	TH	Other
601	BB	TRF-0007-11	MNDOT	SECT 5311: CITY OF BENSON TRANSIT OPERATING ASSISTANCE	0.0	OB	OPERATE BUS	FTA	166,000	0	0	132,800	0	33,200
602	BB	TRF-0034-11B	MOORHEAD	SECT 5307: CITY OF MOORHEAD RR TRANSIT OPERATING ASSISTANCE	0.0	B9	OPERATE BUS	FTA	1,800,000	0	0	700,000	0	1,100,000
603	BB	TRF-0034-11C	MOORHEAD	SECT 5307: MOORHEAD PLANNING ASSISTANCE	0.0	B9	PLANNING	FTA	20,000	0	0	16,000	0	4,000
604	BB	TRF-0034-11D	MOORHEAD	SECT 5307: MOORHEAD PREVENTIVE MAINTENANCE	0.0	B9	PREVENTIVE MAINTENANCE	FTA	60,000	0	0	49,800	0	10,200
605	BB	TRF-0035-11	MNDOT	SECT 5311: CITY OF MORRIS TRANSIT OPERATING ASSISTANCE	0.0	OB	OPERATE BUS	FTA	390,000	0	0	312,000	0	78,000
606	BB	TRF-1131-11	MNDOT	SECT 5311: PRODUCTIVE ALTERNATIVES TRANSIT OPERATING ASSISTANCE	0.0	OB	OPERATE BUS	FTA	925,000	0	0	786,000	0	139,000
607	BB	TRF-1738-11	MNDOT	PRAIRIE FIVE RIDES/ORTONVILLE 1, PURCHASE 1 BUS (CLASS 400)	0.0	TR	OPERATE BUS	STP	82,500	66,000	0	0	0	16,500
608	BB	TRF-2490-11	MNDOT	SECT 5311: MAHNOMEN COUNTY TRANSIT OPERATING ASSISTANCE	0.0	OB	OPERATE BUS	FTA	175,000	0	0	149,000	0	26,000
609	BB	TRF-7067-11	MNDOT	SECT 5311: RAINBOW RIDER TRANSIT OPERATING ASSISTANCE	0.0	OB	OPERATE BUS	FTA	1,371,000	0	0	1,164,600	0	206,400
610	BB	TRF-7318-11	MNDOT	SECT 5311: BECKER COUNTY TRANSIT OPERATING ASSISTANCE	0.0	OB	OPERATE BUS	FTA	333,000	0	0	283,050	0	49,950
611	BB	TRS-0034-11	MNDOT	MOORHEAD DIAL-A-RIDE, PURCHASE BUS (CLASS 400)	0.0	TR	PURCHASE BUS	STP	73,000	52,800	0	0	0	20,200
612	BB	TRS-0034-11A	MOORHEAD	SECT 5307: MOORHEAD DIAL-A-RIDE TRANSIT OPERATING ASSISTANCE	0.0	B9	OPERATE BUS	FTA	372,000	0	0	0	0	372,000
613	BB	TRS-0035-11	MNDOT	CITY OF MORRIS, PUCHASE BUS (CLASS 400)	0.0	TR	PURCHASE BUS	STP	66,000	52,800	0	0	0	13,200
614	BB	TRS-1131-11	MNDOT	PRODUCTIVE ALTERNATIVES, PURCHASE 2 BUSES (CLASS 400)	0.0	TR	PURCHASE BUS	STP	132,000	105,600	0	0	0	26,400
615	BB	TRS-7067-11	MNDOT	RAINBOW RIDER, PURCHASE BUS ITS EQUIPMENT	0.0	TR	PURCHASE BUS	STP	82,500	66,000	0	0	0	16,500
616	RR	06-00001	MNDOT	CSAH 17 IN BIG STONE COUNTY, 1.5 MI SE OF ORTONVILLE, INSTALL SIGNAL & GATES	0.0	SR	RAILROAD SIGNALS	RRS	250,000	225,000	0	0	0	25,000
617	RR	56-00130	MNDOT	CSAH 49 IN RICHVILLE, INSTALL SIGNALS & GATES	0.0	SR	RAILROAD SIGNALS	RRS	275,000	247,500	0	0	0	27,500

Seq #	Route System	Project Number	Agency	Description	Miles	Program	Type of Work	Proposed Funds	Total	FHWA	AC	FTA	TH	Other
618	CITY	014-591-002	MNDOT	**SRTS NI** DILWORTH SAFE ROUTES TO SCHOOL PLAN (2010 SOLICITATION)	0.0	PL	PLANNING	SRTS	5,000	5,000	0		0	0
619	CSAH 52	014-652-008	CLAY COUNTY	**TCSP 09MN(002)** FROM THE SO CLAY CO. LINE TO SO. JCT. OF TH 9 IN BARNESVILLE, RECONSTRUCT & BIT SURFACING	1.6	RC	GRADE AND SURFACE	STP	3,700,000	285,000	0	0	0	3,415,000
620	PED/BIKE	021-090-004	DOUGLAS COUNTY	NEAR ALEXANDRIA ADJACENT TO HIGHWAY 29 FROM DOUGLAS COUNTY ROAD 85 TO BIRCH BEACH, CONSTRUCTION OF BIKE TRAIL	0.8	EN	PED./BIKE IMPROVEMENT	TEA	270,000	216,000	0	0	0	54,000
621	LOCAL 999	075-070-003	LOCAL	**MN231** STEVENS COUNTY TOWNSHIP SIGNING PROGRAM	0.0	SC	SIGNING	HPP	287,292	239,410	0	0	0	47,882
622	PED/BIKE	092-090-042	SWIFT COUNTY	APPLETON TO MILAN PED/BIKE TRAIL - PHASE II	4.0	EN	PEDESTRIAN BIKE TRAIL	TEA	375,000	300,000	0	0	0	75,000
623	MSAS 125	126-125-003	FERGUS FALLS	LINCOLN AVENUE & TOWER ROAD REVISION WITH BRIDGE 56539 OVER OTTER TAIL RIVER (AC PAYBACK IN 2012, 2013,2014)	1.0	BR	GRADE,SURFACE & BRIDGE	STP	9,230,930	4,712,000	3,391,570	0	0	4,518,930
624	CITY	126-591-001	MNDOT	**SRTS NI** FERGUS FALLS SAFE ROUTES TO SCHOOL PLAN (2010 SOLICITATION)	0.0	PL	PLANNING	SRTS	50,000	50,000	0		0	0
625	PED/BIKE	144-090-014	MOORHEAD	20TH STREET & BNSF PED UNDERPASS AT 40TH AVE, BRIDGE 14K12	0.1	EN	ENHANCEMENT	TEA	490,000	392,000	0	0	0	98,000
626	MSAS 136	144-116-011		**MN 263** PHASE I SITE PREP, BUILDING DEMOLITION FOR CONSTRUCTION ON SE MAIN AVE/20TH ST/21ST ST IN MOORHEAD	0.0	NA	BUILDING REMOVAL	HPP	625,000	499,915	0	0	0	125,085
627	TH 9	1410-15	MNDOT	TH 10 TO NORTH CLAY COUNTY LINE, MILL & BIT SURFACING (INCLUDES REPLACING BRIDGES 6415, 6416 AND 6417) (AC PAYBACK IN 2012)	19.0	RS	MILL AND OVERLAY	STP	5,736,300	4,039,000	2,750,000	0	1,697,300	0
628	TH 9	7501-30	MNDOT	3/4 MI N. OF POPE/STEVENS COUNTY LINE TO MORRIS AND TH 329 - MILL & BIT SURFACING	11.2	RS	MILL AND OVERLAY	STP	4,915,100	3,932,100	0	0	983,000	0
629	TH 10	0302-72	MNDOT	DETROIT LAKES TO FRAZEE (WB), MILL & OVERLAY	8.9	PM	MILL AND OVERLAY	STP	1,051,500	841,200	0	0	210,300	0
630	TH 10	5605-18PE1	MNDOT	**MN152** ENVIRONMENTAL REVIEW FOR IMPROVEMENT ALONG THE ENTIRE U.S. HWY 10 CORRIDER IN WADENA	0.0	NA	PLANNING	HPP	398,125	318,500	0	0	0	79,625
631	TH 27	2604-06	MNDOT	FROM HERMAN TO HOFFMAN, COLD IN PLACE RECYCLE BIT SURFACING	16.3	RD	BIT. COLD INPLACE RECYCLING	STP	5,910,200	4,728,200	0	0	1,182,000	0
632	TH 34	1404-18	MNDOT	GRADE RAISE & BIT SURFACING FROM 0.5 MILES E. OF JCT 32 TO 0.9 MILES W. OF JCT CSAH 23	3.6	RD	EROSION REPAIR	STP	1,900,000	1,520,000	0	0	380,000	0

ATP: 4
 Fiscal Year: 2011

STIP for FY 2011-2014

Seq #	Route System	Project Number	Agency	Description	Miles	Program	Type of Work	Proposed Funds	Total	FHWA	AC	FTA	TH	Other
633	TH 75	1406-61	MNDOT	ROUNDABOUT AT JCT TH 75 & CLAY CO RD 12 SO. OF MOORHEAD	0.2	SC	MILL AND OVERLAY	STP	2,514,000	1,391,200	0	0	347,800	775,000
634	TH 75	1406-68	MNDOT	SIGNAL REPLACEMENT ON 7TH AVE SO IN MOORHEAD	0.0	NF	TRAFFIC SIGNAL REVISION	FTA	260,000	0	0	160,000	100,000	0
635	I 94	5680-126	MNDOT	ROTHSAY TO W. JCT. TH 59 (EB), MILL & OVERLAY	13.4	RS	MILL AND OVERLAY	STP	5,096,000	4,586,400	0	0	509,600	0
636	TH 210	5601-31	MNDOT	**ELLA** TH 75 TO 1.8 MILES EAST OF EAST WILKIN COUNTY LINE, MILL, PASB, BIT SURFACING	17.4	RD	MILL AND OVERLAY	NHS	8,189,100	6,551,300	0	0	1,637,800	0
637	LOCAL 999	088-070-024	LOCAL	DISTRICTWIDE SETASIDES - SAFETY (LOCAL HSIP) - 2011	0.0	SH	STRIPING	HSIP	666,000	600,000	0	0	0	66,000
638	TH 999	8804-RW-11	MNDOT	DISTRICTWIDE SETASIDES - RIGHT-OF-WAY - 2011	0.0	RW	RIGHT OF WAY	SF	500,000	0	0	0	500,000	0
639	TH 999	8804-SAS-11	MNDOT	DISTRICTWIDE SETASIDES - 2011	0.0	NA	MISCELLANEOUS	SF	6,640,000	0	0	0	6,640,000	0
640	TH 999	8824-82	MNDOT	DISTRICTWIDE SAFETY RUMBLE STRIPE PROJECT (STATE HSIP) - 2011	0.0	SH	STRIPING	HSIP	553,000	497,700	0	0	55,300	0
									\$65,935,547	\$36,520,625	\$6,141,570	\$3,753,250	\$14,243,100	\$11,418,572

Seq #	Route System	Project Number	Agency	Description	Miles	Program	Type of Work	Proposed Funds	Total	FHWA	AC	FTA	TH	Other
641	BB	TRF-0007-12	MNDOT	SECT 5311: CITY OF BENSON TRANSIT OPERATING ASSISTANCE	0.0	OB	OPERATE BUS	FTA	171,000	0	0	136,800	0	34,200
642	BB	TRF-0034-12B	MOORHEAD	SECT 5307: CITY OF MOORHEAD RR TRANSIT OPERATING ASSISTANCE	0.0	B9	OPERATE BUS	FTA	2,100,000	0	0	1,676,000	0	424,000
643	BB	TRF-0034-12C	MOORHEAD	SECT 5307: MOORHEAD PLANNING ASSISTANCE	0.0	B9	PLANNING	FTA	21,000	0	0	17,000	0	4,000
644	BB	TRF-0034-12D	MOORHEAD	SECT 5307: MOORHEAD PREVENTIVE MAINTENANCE	0.0	B9	PREVENTIVE MAINTENANCE	FTA	70,000	0	0	56,000	0	14,000
645	BB	TRF-0035-12	MNDOT	SECT 5311: CITY OF MORRIS TRANSIT OPERATING ASSISTANCE	0.0	OB	OPERATE BUS	FTA	402,000	0	0	322,000	0	80,000
646	BB	TRF-1131-12	MNDOT	SECT 5311: PRODUCTIVE ALTERNATIVES TRANSIT OPERATING ASSISTANCE	0.0	OB	OPERATE BUS	FTA	950,000	0	0	807,500	0	142,500
647	BB	TRF-2490-12	MNDOT	SECT 5311: MAHNOMEN COUNTY TRANSIT OPERATING ASSISTANCE	0.0	OB	OPERATE BUS	FTA	180,000	0	0	153,000	0	27,000
648	BB	TRF-7067-12	MNDOT	SECT 5311: RAINBOW RIDER TRANSIT OPERATING ASSISTANCE	0.0	OB	OPERATE BUS	FTA	1,413,000	0	0	1,201,050	0	211,950
649	BB	TRF-7318-12	MNDOT	SECT 5311: BECKER COUNTY TRANSIT OPERATING ASSISTANCE	0.0	OB	OPERATE BUS	FTA	343,000	0	0	291,550	0	51,450
650	BB	TRS-0007-12	MNDOT	CITY OF BENSON, PURCHASE BUS (CLASS 400)	0.0	TR	PURCHASE BUS	STP	68,000	54,400	0	0	0	13,600
651	BB	TRS-0027-12	MNDOT	BECKER COUNTY, PURCHASE BUS (CLASS 400)	0.0	TR	PURCHASE BUS	STP	68,000	54,400	0	0	0	13,600
652	BB	TRS-0034-12A	MOORHEAD	SECT 5307: MOORHEAD DIAL-A-RIDE TRANSIT OPERATING ASSISTANCE	0.0	B9	OPERATE BUS	FTA	389,000	0	0	0	0	389,000
653	BB	TRS-1131-12A	MNDOT	PRODUCTIVE ALTERNATIVES, PURCHASE 1 BUS (CLASS 400)	0.0	TR	PURCHASE BUS	STP	68,000	54,400	0	0	0	13,600
654	BB	TRS-1131-12B	MNDOT	PRODUCTIVE ALTERNATIVES, PURCHASE BUS (CLASS 500)	0.0	TR	PURCHASE BUS	STP	121,000	96,800	0	0	0	24,200
655	BB	TRS-7067-12	MNDOT	RAINBOW RIDER, PURCHASE 3 BUSES (CLASS 400)	0.0	TR	PURCHASE BUS	STP	204,000	163,200	0	0	0	40,800
656	RR	56-00119	MNDOT	RAIL SAFETY IMPROVEMENTS ON BNSF CORRIDOR, PERHAM TOWNSHIP (PHASE 1)	0.0	SR	RR X-ING IMPROVEMENTS	RRS	440,000	396,000	0	0	0	44,000
657	CSAH 44	003-644-010	BECKER COUNTY	FROM TH 225 TO BECKER CSAH 46, BITUMINOUS SURFACING & AG SHOULDERING	9.1	RS	BITUMINOUS OVERLAY	STP	1,200,000	927,500	0	0	0	272,500
658	EN	056-090-007	OTTER TAIL COUNTY	PHELPS MILL BRIDGE RESTORATION	0.0	EN	BRIDGE REPAIR	TEA	695,600	345,630	0	0	0	349,970

Seq #	Route System	Project Number	Agency	Description	Miles	Program	Type of Work	Proposed Funds	Total	FHWA	AC	FTA	TH	Other
659	PED/BIKE	056-596-002	OTTER TAIL COUNTY	PEDESTRIAN/BIKE TRAIL IN CITY OF OTTERTAIL FROM MAPLE STREET TO WILLOW STREET	0.0	EN	PEDESTRIAN BIKE TRAIL	TEA	296,500	237,200	0	0	0	59,300
660	CSAH 72	056-672-004	OTTER TAIL COUNTY	REPLACE BRIDGE 56538 OVER OTTER TAIL RIVER NW OF BATTLE LAKE	0.1	BR	BRIDGE REPLACEMENT	STP	600,000	480,000	0	0	0	120,000
661	CSAH 6	078-606-024	TRAVERSE COUNTY	REPLACE BRIDGE 78502 OVER 12 MILE CREEK, 3.4 MILE EAST OF DUMONT	0.1	BR	BRIDGE REPLACEMENT	STP	400,000	320,000	0	0	0	80,000
662	MSAS 129	117-129-010	DETROIT LAKES	RECONSTRUCTION OF TOWER ROAD IN DETROIT LAKES FROM BECKER CR 131 TO BECKER CSAH 21	1.0	RC	GRADE AND SURFACE	STP	1,959,000	651,000	0	0	0	1,308,000
663	MSAS 125	126-125-003AC1	FERGUS FALLS	LINCOLN AVENUE & TOWER ROAD REVISION WITH BRIDGE 56539 OVER OTTER TAIL RIVER (AC PAYBACK, 1 OF 3)	1.0	BR	GRADE, SURFACE & BRIDGE	STP	126,570	126,570	0	0	0	0
664	MSAS 126	144-126-013	MOORHEAD	20TH STREET SOUTH (FROM 6TH AVE TO 12TH AVE S) GRADING, BASE, SURFACING & CURB & GUTTER IN MOORHEAD	0.5	RC	GRADE AND SURFACE	STP	1,425,000	559,000	0	0	0	866,000
665	MSAS 143	144-143-001	MOORHEAD	URBAN GRADING & SURFACING IN MOORHEAD ON 28TH AVENUE SOUTH FROM 20TH STREET TO 26TH STREET	0.5	RC	GRADE AND SURFACE	STP	1,500,000	1,033,100	0	0	0	466,900
666	MSAS 146	144-146-001	MOORHEAD	50TH AVENUE SOUTH PARKWAY IN MOORHEAD (EASTBOUND LANES FROM 1.38 MILES WEST OF TH 75 TO TH75), GRADE & SURFACE	1.4	MC	GRADE AND SURFACE	STP	2,421,000	800,000	0	0	0	1,621,000
667	TH 9	1410-15AC	MNDOT	TH 10 TO NORTH CLAY COUNTY LINE (INCLUDES BRIDGES 6415, 6416 & 6417) (AC PAYBACK, 1 OF 1)	19.0	RS	MILL AND OVERLAY	STP	2,750,000	2,750,000	0	0	0	0
668	TH 12	0602-24	MNDOT	REPLACE BRIDGE #6456 OVER MINNESOTA RIVER	0.3	BR	BRIDGE REPLACEMENT	BF	2,452,200	0	0	0	0	2,452,200
489	TH 29	5609-09	MNDOT	**ELLA** JCT OF TH 210 TO JCT OF TH 71 IN WADENA, MILLING & BITUMINOUS SURFACING	14.2	RS	MILL AND OVERLAY	STP	6,691,600	5,353,300	0	0	1,338,300	0
669	TH 29	6105-25	MNDOT	REPLACE BRIDGE #3067 OVER OUTLET CREEK	0.4	BR	BRIDGE REPLACEMENT	BF	941,300	0	0	0	0	941,300
670	TH 32	1403-24	MNDOT	JCT TH 10 TO THE NORTH CLAY COUNTY LINE, MILLING & 4.5" BITUMINOUS OVERLAY	18.5	RS	MILL AND OVERLAY	STP	4,857,400	0	0	0	4,857,400	0
671	TH 75	1401-166	MNDOT	IN MOORHEAD FROM 40TH AVE. TO MAIN AVE. & ON T.H. 10 FROM RED RIVER BRIDGE TO E. JCT. OF T.H. 75, PED & SIGNAL IMPROVEMENTS, BIT SURFACING	2.9	SC	TRAFFIC SIGNAL INST.	STP	3,588,140	1,998,500	0	0	499,640	1,090,000
672	I 94	1480-151	MNDOT	DOWNER TO TH 34 (WB), UNBONDED OVERLAY (AC PROJECT, PAYBACK IN 2013)	7.7	RC	UNBONDED CONCRETE OVERLAY	IM	5,722,700	5,003,400	1,470,000	0	719,300	0

ATP: 4
 Fiscal Year: 2012

STIP for FY 2011-2014

Seq #	Route System	Project Number	Agency	Description	Miles	Program	Type of Work	Proposed Funds	Total	FHWA	AC	FTA	TH	Other
673	I 94	1480-157	MNDOT	BUFFALO RIVER BRIDGE #14803 & 14804, REDECK & PAINTING	0.1	BI	REDECK	BH	4,640,100	4,176,100	0	0	464,000	0
674	TH 104	6110-19	MNDOT	JCT CSAH 29 TO TH 28, BITUMINOUS OVERLAY	15.9	PM	BITUMINOUS OVERLAY	STP	2,913,600	2,330,880	0	0	582,720	0
675	TH 113	4405-26	MNDOT	JCT TH 59 TO CSAH 4, MILLING & BITUMINOUS SURFACING	11.8	RS	MILL AND OVERLAY	SF	4,795,300	0	0	0	4,795,300	0
676	TH 999	8824-83	MNDOT	DISTRICTWIDE SAFETY RUMBLE STRIPING PROJECT (STATE HSIP) - 2012	0.0	SH	MISCELLANEOUS	HSIP	447,000	402,300	0	0	44,700	0
677	TH 999	8824-84	MNDOT	DISTRICTWIDE SAFETY INTERSECTION LIGHTING (STATE HSIP) - 2012	0.0	SH	MISCELLANEOUS	HSIP	105,000	94,500	0	0	10,500	0
678	TH 999	8804-RW-12	MNDOT	DISTRICTWIDE SETASIDES - RIGHT-OF-WAY - 2012	0.0	RW	RIGHT OF WAY	SF	500,000	0	0	0	500,000	0
679	TH 999	8804-SAS-12	MNDOT	DISTRICTWIDE SETASIDES - 2012	0.0	NA	MISCELLANEOUS	SF	5,316,600	0	0	0	5,316,600	0
680	LOCAL 999	8804-SHL-12	LOCAL	DISTRICTWIDE SETASIDES - SAFETY (LOCAL HSIP) - 2012	0.0	SH	STRIPING	HSIP	666,000	600,000	0	0	0	66,000
									\$64,018,610	\$29,008,180	\$1,470,000	\$4,660,900	\$19,128,460	\$11,221,070

Seq #	Route System	Project Number	Agency	Description	Miles	Program	Type of Work	Proposed Funds	Total	FHWA	AC	FTA	TH	Other
681	BB	TRF-0007-13	MNDOT	SECT 5311: CITY OF BENSON TRANSIT OPERATING ASSISTANCE	0.0	OB	OPERATE BUS	FTA	176,000	0	0	141,000	0	35,000
682	BB	TRF-0034-13B	MOORHEAD	SECT 5307: CITY OF MOORHEAD RR TRANSIT OPERATING ASSISTANCE	0.0	B9	OPERATE BUS	FTA	2,200,000	0	0	1,760,000	0	440,000
683	BB	TRF-0034-13C	MOORHEAD	SECT 5307: MOORHEAD PLANNING ASSISTANCE	0.0	B9	PLANNING	FTA	21,000	0	0	17,000	0	4,000
684	BB	TRF-0034-13D	MOORHEAD	SECT 5307: MOORHEAD PREVENTIVE MAINTENANCE	0.0	B9	PREVENTIVE MAINTENANCE	FTA	70,000	0	0	56,000	0	14,000
685	BB	TRF-0034-13F	MOORHEAD	SECT 5307: CITY OF MOORHEAD PURCHASE BUS RELATED EQUIPMENT	0.0	B9	PURCHASE BUS	FTA	50,000	0	0	40,000	0	10,000
686	BB	TRF-0034-13G	MOORHEAD	SECT 5307: CITY OF MOORHEAD PURCHASE 2 VANS	0.0	B9	PURCHASE BUS	FTA	44,000	0	0	35,200	0	8,800
687	BB	TRF-0035-13	MNDOT	SECT 5311: CITY OF MORRIS TRANSIT OPERATING ASSISTANCE	0.0	OB	OPERATE BUS	FTA	414,000	0	0	331,000	0	83,000
688	BB	TRF-1131-13	MNDOT	SECT 5311: PRODUCTIVE ALTERNATIVES TRANSIT OPERATING ASSISTANCE	0.0	OB	OPERATE BUS	FTA	980,000	0	0	833,000	0	147,000
689	BB	TRF-2490-13	MNDOT	SECT 5311: MAHNOMEN COUNTY TRANSIT OPERATING ASSISTANCE	0.0	OB	OPERATE BUS	FTA	185,000	0	0	157,000	0	28,000
690	BB	TRF-7067-13	MNDOT	SECT 5311: RAINBOW RIDER TRANSIT OPERATING ASSISTANCE	0.0	OB	OPERATE BUS	FTA	1,457,000	0	0	1,239,000	0	218,000
691	BB	TRF-7318-13	MNDOT	SECT 5311: BECKER COUNTY TRANSIT OPERATING ASSISTANCE	0.0	OB	OPERATE BUS	FTA	353,000	0	0	300,000	0	53,000
692	BB	TRS-0034-13A	MOORHEAD	SECT 5307: MOORHEAD DIAL-A-RIDE TRANSIT OPERATING ASSISTANCE	0.0	B9	OPERATE BUS	FTA	423,000	0	0	0	0	423,000
693	BB	TRS-0034-13E	MNDOT	CITY OF MOORHEAD, PURCHASE BUS (CLASS 400)	0.0	TR	PURCHASE BUS	STP FTA	75,000	40,000	0	20,000	0	15,000
694	BB	TRS-0035-13	MNDOT	CITY OF MORRIS, PURCHASE BUS (CLASS 400)	0.0	TR	PURCHASE BUS	STP	70,000	56,000	0	0	0	14,000
695	BB	TRS-1131-13	MNDOT	PRODUCTIVE ALTERNATIVES, PURCHASE 1 BUS (CLASS 500)	0.0	TR	PURCHASE BUS	STP	120,000	100,000	0	0	0	20,000
696	BB	TRS-2490-13	MNDOT	MAHNOMAN COUNTY, PURCHASE BUS (CLASS 400)	0.0	TR	PURCHASE BUS	STP	70,000	56,000	0	0	0	14,000
697	BB	TRS-7067-13	MNDOT	RAINBOW RIDER, PURCHASE 3 BUSES (CLASS 400)	0.0	TR	PURCHASE BUS	STP	210,000	168,000	0	0	0	42,000
698	RR	56-00120	MNDOT	RAIL SAFETY IMPROVEMENTS ON BNSF CORRIDOR, PERHAM TOWNSHIP (PHASE 2)	0.0	SR	RR X-ING IMPROVEMENTS	RRS	440,000	396,000	0	0	0	44,000

Seq #	Route System	Project Number	Agency	Description	Miles	Program	Type of Work	Proposed Funds	Total	FHWA	AC	FTA	TH	Other
699	CSAH 10	006-610-022	BIG STONE COUNTY	FROM BIG STONE CR 77 TO BIG SOTNE CSAH 25, RECONSTRUCTION & BIT SURFACING	5.0	RC	GRADE AND SURFACE	STP	650,000	520,000	0	0	0	130,000
700	CSAH 21	006-621-026	BIG STONE COUNTY	FROM TH 28 IN THE CITY OF JOHNSON TO 0.1 MILE NORTH OF THE TRAVERSE COUNTY LINE, RECONSTRUCTION & BIT SURFACING	1.1	RC	GRADE AND SURFACE	STP	400,000	320,000	0	0	0	80,000
701	EN	056-090-008	OTTER TAIL COUNTY	BATTLE LAKE TO GLENDALOUGH PARK INTERCONNECTION TRAIL	1.7	EN	PEDESTRIAN BIKE TRAIL	TEA	175,000	175,000	0	0	0	0
702	CSAH 17	076-617-011	SWIFT COUNTY	FROM SWIFT/CHIPPEWA CO LINE TO 0.5 MI N, REPLACE BRIDGE (BR #76542) OVER CHIPPEWA RIVER	0.5	BR	GRADE, SURFACE & BRIDGE	STP	1,300,000	622,500	0	0	0	677,500
703	CSAH 17	076-617-012	SWIFT COUNTY	FROM 0.5 MI N OF SWIFT/CHIPPEWA CO LINE TO 2.5 MI N, GRADE, AGGREGATE BASE, & BIT SURFACING	2.5	RC	GRADE AND SURFACE	STP	1,500,000	1,200,000	0	0	0	300,000
704	MSAS 125	126-125-003AC2	FERGUS FALLS	LINCOLN AVENUE & TOWER ROAD REVISION WITH BRIDGE 56539 OVER OTTER TAIL RIVER (AC PAYBACK, 2 OF 3)	1.0	BR	GRADE, SURFACE & BRIDGE	STP	2,642,500	2,642,500	0	0	0	0
705	TH 7	7601-17	MNDOT	JCT TH 55 TO JCT I-94, MILLING & BITUMINOUS SURFACING	8.5	RS	MILL AND OVERLAY	STP	1,810,400	1,448,300	0	0	362,100	0
706	TH 10	0301-46	MNDOT	JCT OF US 12 TO T.H. 40 IN MILAN, MILL & BITUMINOUS SURFACING	10.0	RC	UNBONDED CONCRETE OVERLAY	STP	12,504,300	10,003,400	0	0	2,500,900	0
707	TH 29	2102-54	MNDOT	JCT TH 55 TO JCT I-94, MILLING & BITUMINOUS SURFACING	11.7	RS	MILL AND OVERLAY	STP	4,732,500	3,786,000	0	0	946,500	0
708	TH 59	5618-26	MNDOT	**ELLA** PELICAN RAPIDS TO BECKER/OTTER TAIL COUNTY LINE, MILLING & BITUMINOUS SURFACING	13.3	RS	MILL AND OVERLAY	STP	6,763,500	5,410,800	0	0	1,352,700	0
709	TH 75	8407-37	MNDOT	SO . JCT OF TH 9 IN DORAN TO WILKIN CO RD 20, MILLING & BITUMINOUS SURFACING	14.3	RS	MILL AND OVERLAY	SF	7,201,900	0	0	0	7,201,900	0
710	I 94	1480-151AC	MNDOT	DOWNER TO TH 34 (WB), UNBONDED OVERLAY (AC PAYBACK, 1 OF 1)	7.7	RC	UNBONDED CONCRETE OVERLAY	IM	1,470,000	1,470,000	0	0	0	0
711	TH 999	8824-85	MNDOT	DISTRICTWIDE SAFETY IMPROVEMENTS (STATE HSIP) - 2013	0.0	SH	MISCELLANEOUS	HSIP	539,200	485,300	0	0	53,900	0
712	TH 999	8804-RW-13	MNDOT	DISTRICTWIDE SETASIDES - RIGHT-OF-WAY - 2013	0.0	RW	RIGHT OF WAY	SF	500,000	0	0	0	500,000	0
713	TH 999	8804-SAS-13	MNDOT	DISTRICTWIDE SETASIDES - 2013	0.0	NA	MISCELLANEOUS	SF	5,905,000	0	0	0	5,905,000	0
714	LOCAL 999	8804-SHL-13	LOCAL	DISTRICTWIDE SETASIDES - SAFETY (LOCAL HSIP) - 2013	0.0	SH	STRIPING	HSIP	666,000	600,000	0	0	0	66,000

ATP: 4
Fiscal Year: 2013

STIP for FY 2011-2014

Seq #	Route System	Project Number	Agency	Description	Miles	Program	Type of Work	Proposed Funds	Total	FHWA	AC	FTA	TH	Other
								\$56,118,300		\$29,499,800	\$0	\$4,929,200	\$18,823,000	\$2,866,300

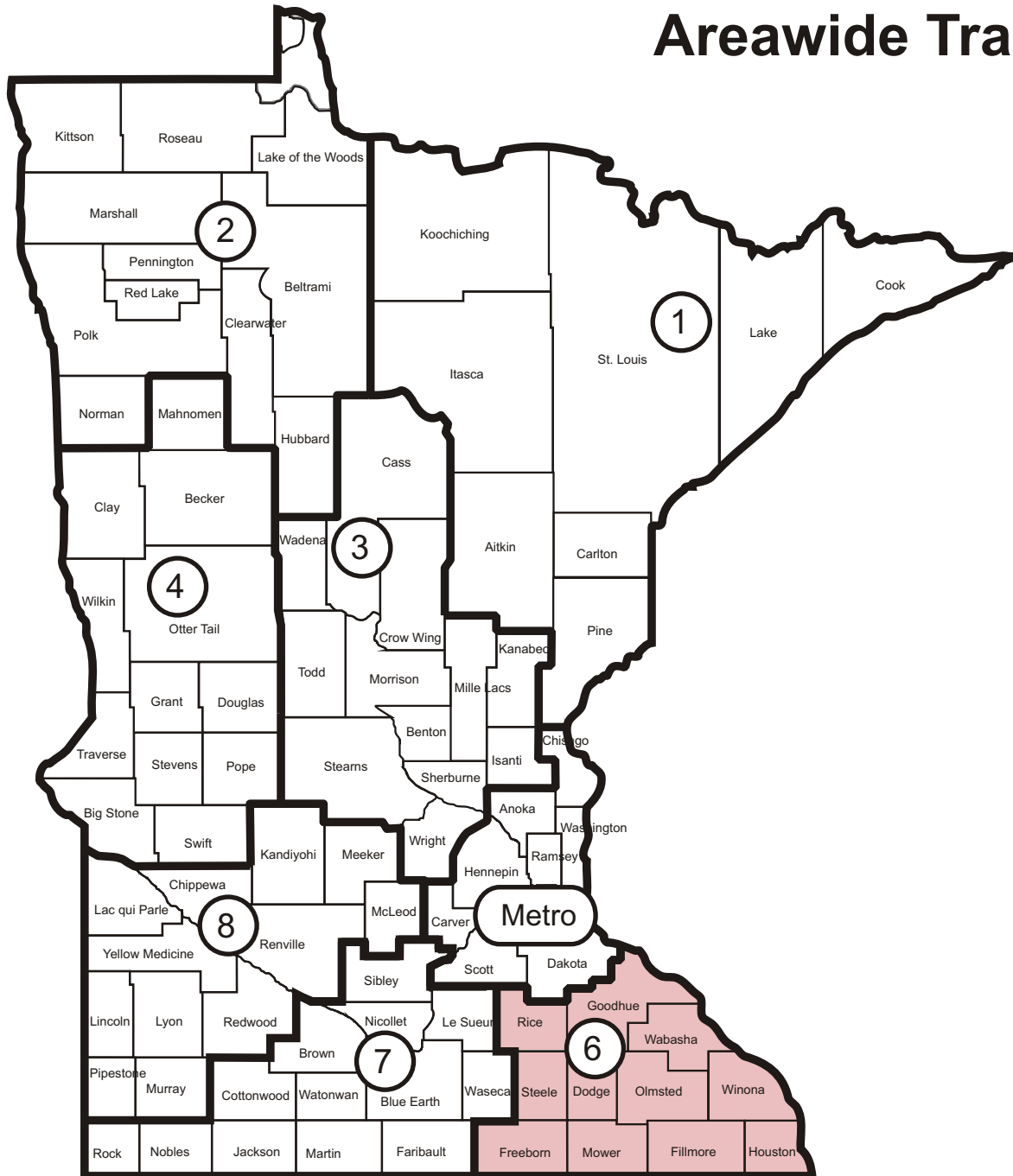
Seq #	Route System	Project Number	Agency	Description	Miles	Program	Type of Work	Proposed Funds	Total	FHWA	AC	FTA	TH	Other
715	BB	TRF-0007-14	MNDOT	SECT 5311: CITY OF BENSON TRANSIT OPERATING ASSISTANCE	0.0	OB	OPERATE BUS	FTA	181,000	0	0	145,000	0	36,000
716	BB	TRF-0034-14B	MOORHEAD	SECT 5307: CITY OF MOORHEAD RR TRANSIT OPERATING ASSISTANCE	0.0	B9	OPERATE BUS	FTA	2,200,000	0	0	1,760,000	0	440,000
717	BB	TRF-0034-14C	MOORHEAD	SECT 5307: MOORHEAD PLANNING ASSISTANCE	0.0	B9	PLANNING	FTA	22,000	0	0	17,600	0	4,400
718	BB	TRF-0034-14D	MOORHEAD	SECT 5307: MOORHEAD PREVENTIVE MAINTENANCE	0.0	B9	PREVENTIVE MAINTENANCE	FTA	70,000	0	0	56,000	0	14,000
719	BB	TRF-0034-14E	MNDOT	CITY OF MOORHEAD, PURCHASE PARA BUS	0.0	TR	PURCHASE BUS	STP	79,500	57,600	0	6,000	0	15,900
720	BB	TRF-0035-14	MNDOT	SECT 5311: CITY OF MORRIS TRANSIT OPERATING ASSISTANCE	0.0	OB	OPERATE BUS	FTA	426,000	0	0	341,000	0	85,000
721	BB	TRF-1131-14	MNDOT	SECT 5311: PRODUCTIVE ALTERNATIVES TRANSIT OPERATING ASSISTANCE	0.0	OB	OPERATE BUS	FTA	1,000,000	0	0	850,000	0	150,000
722	BB	TRF-2490-14	MNDOT	SECT 5311: MAHNOMEN COUNTY TRANSIT OPERATING ASSISTANCE	0.0	OB	OPERATE BUS	FTA	190,000	0	0	162,000	0	28,000
723	BB	TRF-7067-14	MNDOT	SECT 5311: RAINBOW RIDER TRANSIT OPERATING ASSISTANCE	0.0	OB	OPERATE BUS	FTA	1,501,000	0	0	1,276,000	0	225,000
724	BB	TRF-7318-14	MNDOT	SECT 5311: BECKER COUNTY TRANSIT OPERATING ASSISTANCE	0.0	OB	OPERATE BUS	FTA	365,000	0	0	310,000	0	55,000
725	BB	TRS-0034-14A	MOORHEAD	SECT 5307: MOORHEAD DIAL-A-RIDE TRANSIT OPERATING ASSISTANCE	0.0	B9	OPERATE BUS	FTA	403,000	0	0	0	0	403,000
726	BB	TRS-1131-14	MNDOT	PRODUCTIVE ALTERNATIVES, PURCHASE 3 BUSES (CLASS 400)	0.0	TR	PURCHASE BUS	STP	216,000	172,800	0	0	0	43,200
727	BB	TRS-7067-14	MNDOT	RAINBOW RIDER, PURCHASE 3 BUSES (CLASS 400)	0.0	TR	PURCHASE BUS	STP	216,000	172,800	0	0	0	43,200
728	BB	TRS-7318-14	MNDOT	BECKER COUNTY, PURCHASE BUS (CLASS 400)	0.0	TR	PURCHASE BUS	STP	72,000	57,600	0	0	0	14,400
729	RR	21-00120	MNDOT	BIRCH AVE, MUN 352, ALEXANDRIA, DOUGLAS COUNTY, INSTALL SIGNAL & GATES	0.0	SR	RAILROAD SIGNALS	RRS	275,000	247,500	0	0	0	27,500
730	RR	21-00121	MNDOT	CSAH 36, IN MILTONA, DOUGLAS COUNTY, INSTALL SIGNALS & GATES	0.0	SR	RAILROAD SIGNALS	RRS	275,000	247,500	0	0	0	27,500
731	CSAH 1	021-601-032	DOUGLAS COUNTY	EVENSVILLE TO 3.1 MI SO, AGGREGATE BASE & BIT SURFACING	3.1	RD	GRADE AND SURFACE	STP	1,531,250	1,225,000	0	0	0	306,250

ATP: 4
Fiscal Year: 2014

STIP for FY 2011-2014

Seq #	Route System	Project Number	Agency	Description	Miles	Program	Type of Work	Proposed Funds	Total	FHWA	AC	FTA	TH	Other
732	CSAH 6	044-606-012	MAHNOMEN COUNTY	FROM JCT OF TH 59 TO CSAH 4, BITUMINOUS SURFACING	13.2	RS	BITUMINOUS OVERLAY	STP	2,376,000	1,048,345	0	0	0	1,327,655
733	PED/BIKE	056-090-008	OTTER TAIL COUNTY	GLENDA LOUGH PARK TRAIL FROM CSAH 89 IN BATTLE LAKE TO CSAH 16	0.5	EN	PEDESTRIAN BIKE TRAIL	TEA	116,255	100,000	0	0	0	16,255
734	PED/BIKE	084-090-002	WILKIN COUNTY	LAKE BRECKENRIDGE TRAIL ON WILKIN CSAH 10 FROM BRECKINRIDGE TO LAKE BRECKENRIDGE	0.8	EN	PEDESTRIAN BIKE TRAIL	TEA	406,250	125,000	0	0	0	281,250
735	MSAS 125	126-125-003AC3	FERGUS FALLS	LINCOLN AVENUE & TOWER ROAD REVISION WITH BRIDGE 56539 OVER OTTER TAIL RIVER (AC PAYBACK, 3 of 3)	1.0	BR	GRADE, SURFACE & BRIDGE	STP	622,500	622,500	0	0	0	0
736	PED/BIKE	144-090-016	MOORHEAD	BIKE/PED BRIDGE REPLACEMENT ON RED RIVER AT GOOSEBERRY/LINDENWOOD PARK	0.1	EN	GRADE AND SURFACE	TEA	1,081,000	400,000	0	0	0	681,000
737	MSAS 136	144-136-011	MOORHEAD	FROM OAK WAY TO I-94, BITUMINOUS MILL & SURFACING	1.7	RC	GRADE AND SURFACE	STP	2,500,000	832,500	0	0	0	1,667,500
738	MSAS 110	190-110-005	MORRIS	PACIFIC AVE., FROM CSAH 22 TO WEST 7TH ST. IN MORRIS, RECONSTRUCT & BIT SURFACING	0.4	RC	GRADE AND SURFACE	STP	1,520,000	1,000,000	0	0	0	520,000
739	TH 9	7606-26	MNDOT	FROM W. JCT. OF TH 104 TO BENSON, MILL & BITUMINOUS SURFACING	17.3	RS	MILL AND OVERLAY	STP	8,745,200	6,996,200	0	0	1,749,000	0
740	TH 27	2101-21	MNDOT	FROM HOFFMAN TO I-94, COLD IN PLACE RECYCLE BIT SURFACING	17.7	RD	BIT. COLD INPLACE RECYCLING	STP	8,728,500	6,982,800	0	0	1,745,700	0
741	TH 59	0305-31	MNDOT	N. JCT OF TH 34 TO CALLAWAY, MILL, PASB, & BITUMINOUS SURFACING	11.5	RD	MILL AND OVERLAY	STP	9,330,900	8,397,800	0	0	933,100	0
742	TH 75	1406-67	MNDOT	WILKIN COUNTY LINE TO CLAY CO RD 12 IN SO MOORHEAD, MILL & BITUMINOUS SURFACING	13.2	RS	MILL AND OVERLAY	SF	4,734,700	0	0	0	4,734,700	0
743	TH 999	8804-RW-14	MNDOT	DISTRICTWIDE SETASIDES - RIGHT-OF-WAY - 2014	0.0	RW	RIGHT OF WAY	SF	500,000	0	0	0	500,000	0
744	TH 999	8804-SAS-14	MNDOT	DISTRICTWIDE SETASIDES - 2014	0.0	NA	MISCELLANEOUS	SF	8,225,000	0	0	0	8,225,000	0
745	TH 999	8804-SHS-14	MNDOT	DISTRICTWIDE SAFETY IMPROVEMENTS (STATE HSIP) - 2014	0.0	SH	MISCELLANEOUS	HSIP	539,200	485,300	0	0	53,900	0
746	LOCAL 999	8804-SHL-14	LOCAL	DISTRICTWIDE SETASIDES - SAFETY (LOCAL HSIP) - 2013	0.0	SH	STRIPING	HSIP	666,000	600,000	0	0	0	66,000
									\$59,114,255	\$29,771,245	\$0	\$4,923,600	\$17,941,400	\$6,478,010

Areawide Transportation Partnership (ATP) Boundaries



DISTRICT 6

Transportation District Engineer

Nelrae Succio

(507) 286-7501

2900 48th Street NW

Rochester, Minnesota 55901-5848

General Information: (507) 286-7500

FAX: (507) 285-7355

Seq #	Route System	Project Number	Agency	Description	Miles	Program	Type of Work	Proposed Funds	Total	FHWA	AC	FTA	TH	Other
747	BB	TRF-0001-11	MN/DOT	SECT 5311: CEDAR VALLEY TRANSIT OPERATING ASSISTANCE	0.0	OB	OPERATE BUS	FTA	255,677	0	0	76,035	0	179,642
748	BB	TRF-0020-11	MN/DOT	SECT 5311: CITY OF FARIBAULT TRANSIT OPERATING ASSISTANCE	0.0	OB	OPERATE BUS	FTA	173,555	0	0	52,688	0	120,867
749	BB	TRF-0039-11	MN/DOT	SECT 5311: CITY OF NORTHFIELD TRANSIT OPERATING ASSISTANCE	0.0	OB	OPERATE BUS	FTA	340,930	0	0	106,819	0	234,111
750	BB	TRF-0047-11A	ROCHESTER	SECT 5307: ROCHESTER DAR TRANSIT OPERATING ASSISTANCE	0.0	B9	OPERATE BUS	LF	705,928	0	0	0	0	705,928
751	BB	TRF-0047-11B	ROCHESTER	SECT 5307: ROCHESTER RR TRANSIT OPERATING ASSISTANCE	0.0	B9	OPERATE BUS	FTA	5,850,827	0	0	1,556,594	0	4,294,233
752	BB	TRF-0047-11C	ROCHESTER	SECT 5307/5309: PHASE IV: CONSTRUCT BUS GARAGE	0.0	B9	BUS GRANT CAPITAL IMPROVEMENT	FTA	15,000,000	0	0	12,000,000	0	3,000,000
753	BB	TRF-0065-11	MN/DOT	SECT 5311: CITY OF WINONA TRANSIT OPERATING ASSISTANCE	0.0	OB	OPERATE BUS	FTA	488,863	0	0	129,870	0	358,993
754	BB	TRF-1977-11	MN/DOT	SECT 5311: SEMCAC TRANSIT OPERATING ASSISTANCE	0.0	OB	OPERATE BUS	FTA	237,960	0	0	66,859	0	171,101
755	BB	TRF-2497-11	MN/DOT	SECT 5311: CITY OF STEWARTVILLE TRANSIT OPERATING ASSISTANCE	0.0	OB	OPERATE BUS	FTA	70,658	0	0	18,204	0	52,454
756	BB	TRF-3342-11	MN/DOT	SECT 5311: STEELE CO TRANSIT OPERATING ASSISTANCE	0.0	OB	OPERATE BUS	FTA	410,455	0	0	110,371	0	300,084
757	BB	TRF-3780-11	LA CRESCENT	SECT 5307: LA CRESCENT TRANSIT OPERATING ASSISTANCE	0.0	B9	OPERATE BUS	FTA	222,161	0	0	90,000	0	132,161
758	BB	TRF-7071-11	MN/DOT	SECT 5311: AMCAT TRANSIT OPERATING ASSISTANCE	0.0	OB	OPERATE BUS	FTA	552,080	0	0	120,620	0	431,460
759	BB	TRF-7284-11	MN/DOT	SECT 5311: THREE RIVERS TRANSIT OPERATING ASSISTANCE	0.0	OB	OPERATE BUS	FTA	952,264	0	0	268,694	0	683,570
760	BB	TRS-0001-11	MN/DOT	CVS - PURCHASE 1 BUS (CLASS 400)	0.0	TR	PURCHASE BUS	STP	66,000	52,800	0	0	0	13,200
761	BB	TRS-0047-11A	ROCHESTER	SECT 5307: ROCHESTER RR - PURCHASE 3 BUSES (CLASS 700)	0.0	TR	PURCHASE BUS	STP FTA	1,062,000	264,000	0	586,000	0	212,000
762	BB	TRS-0047-11B	ROCHESTER	DISTRICT BUS - PURCHASE 1 BUS (CLASS 600)	0.0	TR	PURCHASE BUS	STP	203,000	162,400	0	0	0	40,600
763	BB	TRS-2497-11	STEWARTVILLE	STEWARTVILLE - PURCHASE 1 BUS (CLASS 400)	0.0	TR	PURCHASE BUS	STP	66,000	52,800	0	0	0	13,200

Seq #	Route System	Project Number	Agency	Description	Miles	Program	Type of Work	Proposed Funds	Total	FHWA	AC	FTA	TH	Other
764	BB	TRS-3342-11	STEELE COUNTY	STEELE COUNTY PUBLIC TRANSIT - PURCHASE 1 BUS (CLASS 400)	0.0	TR	PURCHASE BUS	STP	66,000	52,800	0	0	0	13,200
765	BB	TRS-7071-11	MN/DOT	AMCAT - PURCHASE 1 BUS (CLASS 400)	0.0	TR	PURCHASE BUS	STP	66,000	52,800	0	0	0	13,200
766	BB	TRS-7284-11	MN/DOT	THREE RIVERS - PURCHASE 2 BUSES (CLASS 400)	0.0	TR	PURCHASE BUS	STP	132,000	105,600	0	0	0	26,400
767	RR	28-00001	MN/DOT	CP - MAIN ST., MUN 21, LACRESCENT, HOUSTON COUNTY	0.0	SR	RR X-ING IMPROVEMENTS	RRS	225,000	202,500	0	0	0	22,500
768	RR	74-00131	MN/DOT	UP - STEELE CSAH 18, OWATONNA (0.5 MI S), STEELE CO-INSTALL GATES	0.0	SR	RR X-ING IMPROVEMENTS	RRS	225,000	202,500	0	0	0	22,500
769	RR	8806-SR-11	MN/DOT	RAIL SAFETY SETASIDE - 2011	0.0	SR	RR X-ING IMPROVEMENTS	RRS	225,000	202,500	0	0	0	22,500
770	TWN	020-599-095AC	DODGE COUNTY	260TH AVE - REPLACE BR 665, 1.0 MI S OF 670TH ST (AC PAYBACK 1 of 1)	0.2	BR	BRIDGE REPLACEMENT	BROS	74,000	74,000	0	0	0	0
771	CSAH 24	020-624-017	DODGE COUNTY	DODGE CSAH 24 - REPLACE BR 6628 0.1 MI N OF DODGE CSAH 22	0.2	BR	BRIDGE REPLACEMENT	BROS	538,750	431,000	0	0	0	107,750
772	PED/BIKE	023-591-001	FILLMORE COUNTY	**SRTS FLEX NI** KINGSLAND SCHOOLS - ST X-ING SAFETY IMPR, IMPR EXISTING PED/BIKEWAYS, TRAFFIC CALMING, SIGNING, BICYCLE PARKING, LIGHTING & COMMUNITY EDUCATION	0.0	BT	BIKE/PED IMPROVEMENT	SRTS	4,825	4,825	0	0	0	0
773	PED/BIKE	023-591-002	FILLMORE COUNTY	**SRTS FLEX IN** KINGSLAND SCHOOLS - ST X-ING SAFETY IMPR, IMPR EXISTING PED/BIKEWAYS, TRAFFIC CALMING, SIGNING, BICYCLE PARKING, LIGHTING & COMMUNITY EDUCATION	0.0	BT	BIKE/PED IMPROVEMENT	SRTS	30,970	30,970	0	0	0	0
774	MUN	023-599-092	FILLMORE COUNTY	REPLACE BR L4885 OVER BEAR CREEK 0.8 MI NW OF JCT FILLMORE CSAH 8	0.0	BR	BRIDGE REPLACEMENT	BROS	318,800	120,000	0	0	0	198,800
775	TWN	023-599-180	FILLMORE COUNTY	385TH AVE REPLACE BR L4736 , 0.2 MI S OF FILLMORE CSAH 23	0.2	BR	BRIDGE REPLACEMENT	BROS	320,000	200,000	0	0	0	120,000
776	PED/BIKE	050-623-001	MOWER COUNTY	REHABILITATE/RESTORE BR 5368 (ROOSEVELT BRIDGE)	0.1	EN	PEDESTRIAN BIKE BRIDGE	TEA	1,000,000	680,000	0	0	0	320,000
777	LOCAL 999	055-070-017	OLMSTED COUNTY	EDGE LINE RUMBLE STRIPS - VARIOUS LOCATIONS IN OLMSTED COUNTY	41.2	SH	SAFETY TARGET	HSIP	123,528	111,175	0	0	0	12,353
778	LOCAL 999	055-070-018	OLMSTED COUNTY	EPOXY 6 INCH EDGE LINE - VARIOUS LOCATIONS IN OLMSTED COUNTY	41.5	SH	SAFETY TARGET	HSIP	262,716	236,444	0	0	0	26,272
779	CSAH 22	055-622-049	OLMSTED COUNTY	OLMSTED CSAH 22 - MILL & OVERLAY, TH 52 TO TH 63	1.7	RS	MILL AND OVERLAY	STP	2,500,000	2,000,000	0	0	0	500,000

Seq #	Route System	Project Number	Agency	Description	Miles	Program	Type of Work	Proposed Funds	Total	FHWA	AC	FTA	TH	Other
780	CSAH 45	066-645-005	RICE COUNTY	WILLOW ST/RICE CSAH 45 - GRADE, SURFACE & TRAIL	1.5	RC	GRADE AND SURFACE	STP	825,000	660,000	0	0	0	165,000
781	CSAH 45	066-645-007	RICE COUNTY	RECONSTRUCTION FROM RICE CSAH 15 TO APPROXIMATELY 2.25 MILES NORTH (AC PROJECT - PAYBACK IN 2013)	2.3	RC	GRADE AND SURFACE	STP	200,000	0	800,000	0	0	200,000
782	CSAH 17	085-617-022	WINONA COUNTY	REGRAIDING & SURFACING - WINONA CSAH 17, TH 43 TO VALLEY VIEW DR	1.1	RC	GRADE AND SURFACE	STP	1,750,000	1,400,000	0	0	0	350,000
783	LOCAL 999	088-070-025	MULTICOUNTY	ENHANCED EDGELINE PAVEMENT MARKINGS (APP 1) - VARIOUS LOCATIONS IN DODGE, FREEBORN, GOODHUE, HOUSTON, MOWER, WINONA & WABASHA COUNTIES	323.6	SH	SAFETY TARGET	HSIP	833,333	750,000	0	0	0	83,333
784	LOCAL 999	088-070-027	MULTICOUNTY	ENHANCED EDGELINE PAVEMENT MARKINGS (APP 2) - VARIOUS LOCATIONS IN DODGE, FREEBORN, GOODHUE, HOUSTON, MOWER, WINONA & WABASHA COUNTIES	323.6	SH	SAFETY TARGET	HSIP	368,658	331,792	0	0	0	36,866
785	MUN	104-101-005	AUSTIN	8TH AVE NE - 8TH ST TO IC&E RR - GRADE & SURFACE	0.2	RC	GRADE AND SURFACE	STP	500,000	370,000	0	0	0	130,000
786	MUN	104-123-007	AUSTIN	8TH STREET NE - 8TH AVE TO 10TH AVE - GRADE & SURFACE	0.1	RC	GRADE AND SURFACE	STP	225,000	150,000	0	0	0	75,000
787	CSAH 45	125-020-010	FARIBAULT	WILLOW ST/RICE CSAH 45 - GRADE, SURFACE & TRAIL	1.5	RC	GRADE AND SURFACE	STP	675,000	540,000	0	0	0	135,000
788	MUN	125-080-004	FARIBAULT	INTERSECTION CONSTRUCTION, 17TH ST NW AT TH 3/TH 21, GRADE & SURFACE	0.2	MC	GRADE AND SURFACE	STP	1,023,750	819,000	0	0	0	204,750
789	PED/BIKE	125-090-002	FARIBAULT	NORTHERN LINK MULTI PURPOSE TRAIL	2.1	EN	PEDESTRIAN BIKE TRAIL	TEA	669,648	535,718	0	0	0	133,930
790	MUN	159-166-001	ROCHESTER	PINEWOOD RD SE, OLMSTED CSAH 1 (11TH AVE SE) TO CSAH 36 (MARION RD) GRADE & SURFACE	1.7	RC	GRADE AND SURFACE	STP	2,000,000	645,282	0	0	0	1,354,718
791	CITY	159-591-002	ROCHESTER	SRTS - NON-INFRASTRUCTURE - ROCHESTER DRIVER FEEDBACK & TRAFFIC CALMING SAFETY PROJECT	0.0	BT	GRADE AND SURFACE	SRTS	3,900	3,900	0	0	0	0
792	PED/BIKE	236-090-001	LA CRESCENT	WAGON WHEEL TRAIL, PHASE 1	1.0	EN	PEDESTRIAN BIKE TRAIL	TEA	545,500	436,400	0	0	0	109,100
793	PED/BIKE	236-591-002	LA CRESCENT	SRTS - NON-INFRASTRUCTURE - DEVELOPMENT & IMPLEMENT A PEDESTRIAN & SAFETY AWARENESS CAMPAIGN FOR CITY OF LACRESCENT	0.0	BT	PLANNING	SRTS	5,000	5,000	0	0	0	0
794	I 35	8826-72	MN/DOT	PHASE II - ITS	0.0	TM	TRAFFIC MGMT. SYSTEM	SF	1,100,000	0	0	0	1,100,000	0

Seq #	Route System	Project Number	Agency	Description	Miles	Program	Type of Work	Proposed Funds	Total	FHWA	AC	FTA	TH	Other
795	I 35	8826-87	MN/DOT	CLEARING & GRUBBING OF TREES TO IMPROVE SAFETY & REDUCE FIXED OBJECT CRASHES - NB & SB ALONG I-35 FROM THE IA/MN BORDER TO APPROX. 70 MI. N. - VARIOUS LOCATIONS - HSIP	0.0	SH	SAFETY TARGET	HSIP	100,000	90,000	0	0	10,000	0
796	TH 43	2307-18	MN/DOT	BITUMINOUS MILL & OVERLAY FROM N. END BR. 23022 (RUSHFORD) TO W. JCT. I-90)	9.4	RS	MILL AND OVERLAY	STP	1,843,925	1,475,140	0	0	368,785	0
797	TH 43	8503-43	MN/DOT	TRAFFIC SIGNAL INSTALLATION AT T.H. 43 (SARNIA ST.) & FRANKLIN ST. IN WINONA	0.0	SC	TRAFFIC SIGNAL INST.	SF LF	212,000	0	0	0	106,000	106,000
798	TH 44	2803-29	MN/DOT	MED. BIT OVERLAY FROM 0.037-MILES EAST OF CSAH 27 (SPRING GROVE) TO 0.266-MILES EAST OF NORTH JUNCTION OF TH 76 & TH 44 (CALEDONIA) & REPLACE BOX CULVERT - BRIDGE 8399 (NEW BRIDGE 28X08)	10.3	RS	BITUMINOUS OVERLAY	STP	3,370,000	2,696,000	0	0	674,000	0
799	TH 52	2505-48	MN/DOT	**BP08**ELK RUN INTERCHANGE - SRC, SCF, SBPF, GREATER MN INTERCHANGE FUNDING	1.5	MC	GRADE,SURFACE & BRIDGE	NHS BF LF	28,500,000	12,438,000	0	0	0	16,062,000
800	TH 52	2505-48L	OLMSTED COUNTY	REALIGNMENT OF OLMSTED CSAH 12 FROM THE NEW EAST FRONTAGE ROAD TO 3 MILES EAST - \$2,000,000 FROM "CAF" APPORTIONMENT (COUNTY PORTION OF STATE PROJECT 2505-48)	1.0	MC	GRADE,SURFACE & BRIDGE	FFM	7,370,000	2,000,000	0	0	0	5,370,000
801	TH 52	2505-48CE	MN/DOT	ELK RUN INTERCHANGE - CONSTRUCTION ENGINEERING	1.5	MC	GRADE,SURFACE & BRIDGE	NHS LF	2,750,000	2,090,000	0	0	0	660,000
802	TH 52	2505-48RFP	MN/DOT	**BP08**ELK RUN INTERCHANGE - STIPENDS FOR UNSUCCESSFUL BIDDERS	1.5	MC	GRADE,SURFACE & BRIDGE	NHS SF BF	700,000	0	0	0	80,000	620,000
803	TH 52	2505-48RW	MN/DOT	ELK RUN INTERCHANGE - RIGHT OF WAY	1.5	MC	GRADE,SURFACE & BRIDGE	NHS SF LF	4,000,000	3,200,000	0	0	602,000	198,000
804	TH 52	2506-52RW	MN/DOT	**MN106** ENVIRONMENTAL ASSESSMENT & RIGHT OF WAY ACQUISITION AT U.S. 52 & CSAH 24 INTERCHANGE, CANNON FALLS, GOODHUE CNTY, MN	0.5	MC	GRADE,SURFACE & BRIDGE	HPP	1,799,799	1,439,839	0	0	359,960	0
805	TH 52	5507-57	MN/DOT	REPLACE SIGNS AT VARIOUS LOCATIONS ON T.H. 52 FROM I-90 TO T.H. 63	5.5	SC	SIGNING	NHS	100,000	80,000	0	0	20,000	0
806	TH 60	7903-41	MN/DOT	REPLACE BRIDGE 9798 (NEW BRIDGE 79014) & APPROACH WORK - 0.6 MI. W. OF JCT. WABASHA CSAH 32 OVER STREAM	0.0	BR	BRIDGE REPLACEMENT	STP	1,425,600	1,140,480	0	0	285,120	0
807	TH 61	2513-70	MN/DOT	**BP08**REPLACE BRIDGE 6773 OVER GILBERT CREEK 1.6 MI. NW OF JCT. T.H. 63 (IN LAKE CITY) - BOND FUNDS, DESTINATION INOVATION PROGRAM FUNDS (500K)	0.0	BR	BRIDGE REPLACEMENT	NHS BF SF	3,250,000	2,100,000	0	0	500,000	650,000
808	TH 61	8504-68	MN/DOT	**ELLA**MEDIUM BITUMINOUS MILL & OVERLAY FROM CSAH 15 LT (HOMER) TO 0.243 MI S TH 14 - WINONA	7.1	RS	MILL AND OVERLAY	STP	2,717,607	2,174,086	0	0	543,521	0

Seq #	Route System	Project Number	Agency	Description	Miles	Program	Type of Work	Proposed Funds	Total	FHWA	AC	FTA	TH	Other
809	TH 63	5509-75	MN/DOT	INTERSECTION SAFETY IMPROVEMENTS & SIGNALIZATION AT T.H. 63 & 6TH STREET IN STEWARTVILLE	0.2	SC	TRAFFIC SIGNAL INST.	SF LF	453,272	0	0	0	226,636	226,636
810	TH 63	5510-77	MN/DOT	INTERSECTION IMPROVEMENTS AT 75TH ST. (CSAH 14) & T.H. 63 INTERSECTION - ROCHESTER	0.0	SH	GRADE AND SURFACE	HSIP	1,000,000	900,000	0	0	100,000	0
811	TH 63	7907-13	MN/DOT	REPLACE BRIDGE 4342 OVER STREAM (ZUMBRO FALLS)	0.0	BR	BRIDGE REPLACEMENT	STP	500,000	400,000	0	0	100,000	0
812	TH 76	2807-18	MN/DOT	BITUMINOUS MILL & OVERLAY FROM N. JCT. T.H. 44 TO E. JCT. T.H. 16 - TIED TO S.P. 2803-29	11.2	RS	BITUMINOUS OVERLAY	STP	2,280,399	1,824,319	0	0	456,080	0
813	I 90	8580-152	MN/DOT	UNBONDED CONCRETE OVERLAY - FROM .5 MI. W. OF W. JCT. T.H. 43 TO .8 MI. W. T.H. 76 - E.B. LANES - SCF - \$8,175,148	8.3	RC	UNBONDED CONCRETE OVERLAY	IM	10,218,935	9,197,041	0	0	1,021,894	0
814	TH 248	8511-09	MN/DOT	RECLAMATION FROM MAIN STREET (ALTURA) TO T.H. 61 - Certain Allocated Funds (CAF)	11.3	RS	BITUMINOUS PAVEMENT	FFM	4,250,000	3,400,000	0	0	850,000	0
815	TH 999	8826-64	MN/DOT	DISTRICTWIDE RURAL INTERSECTION LIGHTING (16 UNITS PER INTERCHANGE AT 6 INTERCHANGES)	0.0	SC	LIGHTING	SF	300,000	0	0	0	300,000	0
816	TH 999	8826-86	MN/DOT	CABLE MEDIAN BARRIER - VARIOUS LOCATIONS DISTRICTWIDE - HSIP	0.0	SH	SAFETY TARGET	HSIP	872,778	785,500	0	0	87,278	0
817	TH 999	8806-RW-11	MN/DOT	DISTRICTWIDE SETASIDES - RW - 2011	0.0	RW	RIGHT OF WAY	SF	2,500,000	0	0	0	2,500,000	0
818	TH 999	8806-SAS-11	MNDOT	DISTRICTWIDE SETASIDES - 2011	0.0	NA	MISCELLANEOUS	STP	13,200,649	2,604,462	0	0	10,596,187	0
									\$137,210,700	\$61,921,073	\$800,000	\$15,182,754	\$20,887,461	\$39,219,412

Seq #	Route System	Project Number	Agency	Description	Miles	Program	Type of Work	Proposed Funds	Total	FHWA	AC	FTA	TH	Other
819	BB	TRF-0001-12	MN/DOT	SECT 5311: CEDAR VALLEY TRANSIT OPERATING ASSISTANCE	0.0	OB	OPERATE BUS	FTA	263,103	0	0	76,035	0	187,068
820	BB	TRF-0020-12	MN/DOT	SECT 5311: CITY OF FARIBAUTL TRANSIT OPERATING ASSISTANCE	0.0	OB	OPERATE BUS	FTA	178,762	0	0	52,688	0	126,074
821	BB	TRF-0039-12	MN/DOT	SECT 5311: CITY OF NORTHFIELD TRANSIT OPERATING ASSISTANCE	0.0	OB	OPERATE BUS	FTA	351,158	0	0	106,819	0	244,339
822	BB	TRF-0047-12A	ROCHESTER	SECT 5307: ROCHESTER DAR TRANSIT OPERATING ASSISTANCE	0.0	B9	OPERATE BUS	LF	727,106	0	0	0	0	727,106
823	BB	TRF-0047-12B	ROCHESTER	SECT 5307: ROCHESTER RR TRANSIT OPERATING ASSISTANCE	0.0	B9	OPERATE BUS	FTA	6,026,352	0	0	1,603,292	0	4,423,060
824	BB	TRF-0047-12C	ROCHESTER	SECT 5307/5309: CITY OF ROCHESTER - NORTHWEST TRANSIT HUB - DESIGN	0.0	B9	BUS GRANT CAPITAL IMPROVEMENT	FTA	150,000	0	0	120,000	0	30,000
825	BB	TRF-0047-12D	ROCHESTER	SECT 5307/5309: ROCHESTER DESIGN/CONSTRUCT ST MARY'S TRANSIT HUB	0.0	B9	BUS GRANT CAPITAL IMPROVEMENT	FTA	200,000	0	0	160,000	0	40,000
826	BB	TRF-0065-12	MN/DOT	SECT 5311: CITY OF WINONA TRANSIT OPERATING ASSISTANCE	0.0	OB	OPERATE BUS	FTA	502,867	0	0	129,870	0	372,997
827	BB	TRF-1977-12	MN/DOT	SECT 5311: SEMCAC TRANSIT OPERATING ASSISTANCE	0.0	OB	OPERATE BUS	FTA	245,099	0	0	66,859	0	178,240
828	BB	TRF-2497-12	MN/DOT	SECT 5311: CITY OF STEWARTVILLE TRANSIT OPERATING ASSISTANCE	0.0	OB	OPERATE BUS	FTA	72,778	0	0	18,204	0	54,574
829	BB	TRF-3342-12	MN/DOT	SECT 5311: STEELE CO TRANSIT OPERATING ASSISTANCE	0.0	OB	OPERATE BUS	FTA	422,769	0	0	110,371	0	312,398
830	BB	TRF-3780-12	LA CRESCENT	SECT 5307: LA CRESCENT TRANSIT OPERATING ASSISTANCE	0.0	B9	OPERATE BUS	FTA	228,126	0	0	92,000	0	136,126
831	BB	TRF-7071-12	MN/DOT	SECT 5311: AMCAT TRANSIT OPERATING ASSISTANCE	0.0	OB	OPERATE BUS	FTA	568,642	0	0	120,620	0	448,022
832	BB	TRF-7284-12	MN/DOT	SECT 5311: THREE RIVERS TRANSIT OPERATING ASSISTANCE	0.0	OB	OPERATE BUS	FTA	980,832	0	0	268,694	0	712,138
833	BB	TRS-0047-12A	ROCHESTER	SECT 5307/5309: ROCHESTER RR - PURCHASE 6 BUSES (CLASS 700)	0.0	TR	PURCHASE BUS	STP FTA	2,280,000	392,000	0	1,432,000	0	456,000
834	BB	TRS-1977-12	MN/DOT	SEMCAC - PURCHASE 1 BUS (CLASS 400)	0.0	TR	PURCHASE BUS	STP	70,000	56,000	0	0	0	14,000
835	BB	TRS-7284-12	MN/DOT	THREE RIVERS - PURCHASE 1 BUS (CLASS 400)	0.0	TR	PURCHASE BUS	STP	70,000	56,000	0	0	0	14,000

Seq #	Route System	Project Number	Agency	Description	Miles	Program	Type of Work	Proposed Funds	Total	FHWA	AC	FTA	TH	Other
836	BB	TRS-8806-12	MN/DOT	DISTRICTWIDE SETASIDES - TRANSIT - 2012	0.0	TR	PURCHASE BUS	STP	203,000	162,400	0	0	0	40,600
837	RR	50-00112	MOWER COUNTY	IC&E - INSTALL GATES - CSAH 25, 224TH ST, AUSTIN, MOWER CO	0.0	SR	RR X-ING IMPROVEMENTS	RRS	275,000	247,500	0	0	0	27,500
838	RR	66-00114	RICE COUNTY	UP - UPGRADE TO GATES - CSAH 8, 130TH ST E, DUNDAS (2 MI SW), RICE CO	0.0	SR	RR X-ING IMPROVEMENTS	RRS	300,000	270,000	0	0	0	30,000
839	RR	85-00140	WINONA COUNTY	DM&E - INSTALL GATES - CSAH 18, UTICA, WINONA CO	0.0	SR	RR X-ING IMPROVEMENTS	RRS	275,000	247,500	0	0	0	27,500
840	CR 249	028-598-010	HOUSTON COUNTY	REPLACE BR 6938- 9.5 MI E OF TH 44	0.0	BR	BRIDGE REPLACEMENT	BROS	400,000	170,000	0	0	0	230,000
841	TWN 252	028-599-075	HOUSTON COUNTY	REPLACE BR L5826- 0.5 MI E OF TH 76	0.0	BR	BRIDGE REPLACEMENT	BROS	450,000	215,000	0	0	0	235,000
842	CSAH 4	028-604-029	HOUSTON COUNTY	REPLACE BR 7033- 4.0 MI SW OF TH 76	0.0	BR	BRIDGE REPLACEMENT	BROS	400,000	170,000	0	0	0	230,000
843	LOCAL 999	055-070-019	OLMSTED COUNTY	EPOXY 6 INCH EDGELINE - VARIOUS LOCATIONS IN OLMSTED COUNTY	42.8	SH	SAFETY TARGET	HSIP	271,320	244,188	0	0	0	27,132
844	PED/BIKE	055-090-002	OLMSTED COUNTY	MAYOWOOD RD (OLMSTED CO RD 125) TRAIL & TRAILHEAD DEVELOPMENT	0.9	EN	PEDESTRIAN BIKE TRAIL	TEA	405,283	271,540	0	0	0	133,743
845	CSAH 11	066-611-015	RICE COUNTY	GRADE & SURFACE WESTERN AVE TO 0.6 MI W - FARIBAULT	0.6	RC	GRADE AND SURFACE	STP	1,000,000	767,000	0	0	0	233,000
846	CSAH 7	074-607-014AC	STEELE COUNTY	NEW BR 74551 OVER DM&E RR (AC PAYBACK 1 OF 1)	0.0	MC	GRADE, SURFACE & BRIDGE	STP	160,000	160,000	0	0	0	0
847	CSAH 34	074-634-010AC	STEELE COUNTY	STEELE CSAH 1 TO STEELE CSAH 8, GRADE & SURFACE - (AC PAYBACK 1 OF 1)	1.5	RC	GRADE AND SURFACE	STP	120,000	120,000	0	0	0	0
848	CSAH 4	079-604-044	WABASHA COUNTY	GRADE, SURFACE & BRIDGE, WABASHA CSAH 25 TO OLMSTED CSAH 2	4.2	RC	GRADE, SURFACE & BRIDGE	STP	6,000,000	3,213,000	0	0	0	2,787,000
849	MUN	101-138-001	ALBERT LEA	GRADE & SURFACE: MYERS RD; TH 65 & 14TH ST	0.6	RC	GRADE AND SURFACE	STP	3,400,000	650,000	0	0	0	2,750,000
850	MUN	104-113-003	AUSTIN	GRADE & SURFACE: 14TH ST NW; OAKLAND AVE TO 8TH AVE - AUSTIN	0.5	RC	GRADE AND SURFACE	STP	750,000	600,000	0	0	0	150,000
851	MUN	125-118-004	FARIBAULT	INTERSECTION IMPROVEMENTS & SIGNAL: 1ST AVE NE & 4TH ST NE - FARIBAULT	0.2	RC	GRADE AND SURFACE	STP	1,300,000	880,000	0	0	0	420,000

Seq #	Route System	Project Number	Agency	Description	Miles	Program	Type of Work	Proposed Funds	Total	FHWA	AC	FTA	TH	Other
852	PED/BIKE	159-090-017	ROCHESTER	TRAIL BRIDGE ACROSS OLMSTED CSAH 4/VALLEY HIGH DR	0.0	EN	ENHANCEMENT	TEA	641,460	441,460	0	0	0	200,000
853	MUN	159-132-006	ROCHESTER	TH 52 INTERCHANGE IMPROVEMENTS: 55TH ST NW - W TO E FRONTAGE RD	0.4	MC	GRADE AND SURFACE	STP	2,750,000	1,375,000	0	0	0	1,375,000
854	MUN	240-080-001	KASSON	REPLACE BR L0979 (16TH STNE)	0.0	BR	BRIDGE REPLACEMENT	BROS	1,480,345	585,236	0	0	0	895,109
855	TH 14	5501-35	MN/DOT	HEAVY BIT. OVERLAY FROM CSAH 5 (BYRON) TO TH 52 - AC PROJECT - PAYBACK IN 2013	16.1	RS	BITUMINOUS OVERLAY	NHS	1,100,000	0	4,400,000	0	1,100,000	0
856	TH 16	2304-47	MN/DOT	**ELLA** BITUMINOUS MILL & OVERLAY FROM S. JCT. T.H. 43 (RUSHFORD) TO 0.2 MI. E. W. HOUSTON CITY LIMITS	10.6	RS	MILL AND OVERLAY	STP	3,193,008	2,554,406	0	0	638,602	0
857	TH 30	7403-29	MN/DOT	**ELLA** - MED. BIT. OVERLAY FROM TH 13 TO TWP. 50 LEFT	9.0	RS	BITUMINOUS OVERLAY	SF	2,536,000	0	0	0	2,536,000	0
858	TH 42	7901-43	MN/DOT	REPLACE BRIDGE 5968 ON T.H. 42 (NEAR ELGIN)	0.0	BR	BRIDGE REPLACEMENT	STP	1,500,000	1,200,000	0	0	300,000	0
859	TH 43	2306-22	MN/DOT	REPLACE BRIDGE 23004 NEAR CHOICE	0.0	BR	BRIDGE REPLACEMENT	STP	1,740,000	1,392,000	0	0	348,000	0
860	TH 56	2006-25	MN/DOT	REPLACE BRIDGE 5713 (1.8 MI N OF E JCT DODGE CSAH 24) & APPROACHES - N OF WEST CONCORD	0.0	BR	BRIDGE REPLACEMENT	STP	800,000	640,000	0	0	160,000	0
861	TH 56	2006-27	MN/DOT	FROM WEST CONCORD TO KENYON - BITUMINOUS RECLAMATION	9.4	RS	MILL AND OVERLAY	STP	3,334,060	2,667,248	0	0	666,812	0
862	TH 61	2513-88	MN/DOT	RED WING - TRAFFIC FLOW IMPROVEMENT PROJECT - T.H. 58, 61 & 63	0.3	SC	TURN LANES	SF	916,000	0	0	0	916,000	0
863	TH 61	7904-40	MN/DOT	REPLACE BRIDGE 6461 OVER EAST INDIAN CREEK - LOCATED 1.3 MI. NW OF JCT. T.H. 74 - AC PROJECT - PAYBACK IN 2013	0.0	BR	BRIDGE REPLACEMENT	SF	378,000	0	1,000,000	0	378,000	0
864	TH 63	7908-29	MN/DOT	**ELLA** MEDIUM BITUMINOUS MILL & OVERLAY FROM CR 78 TO TH 61	6.2	RS	MILL AND OVERLAY	STP	2,078,000	1,662,400	0	0	415,600	0
865	TH 76	2808-18	MN/DOT	**ELLA** - MED. BIT. OVERLAY FROM TH 16 (HOUSTON) TO I-90	13.7	RS	BITUMINOUS OVERLAY	STP	3,766,000	3,012,800	0	0	753,200	0
866	I 90	5580-86	MN/DOT	**ELLA** - BITUMINOUS MILL & OVERLAY FROM 0.3 MI. E. T.H. 63 TO 1.7 MI. E. OLMSTED CSAH 19 - WB LANES	12.7	RS	MILL AND OVERLAY	IM	3,200,000	2,880,000	0	0	320,000	0
867	I 90	8580-149	MN/DOT	**BP08** DRESBACH BRIDGE 9320 OVER MISSISSIPPI RIVER - BRIDGE REHABILITATION - BOND FUNDS (SBPF-NON BOND) (AC PROJECT, PAYBACK IN 2013, 2014)	0.3	BR	BRIDGE REPLACEMENT	BF BR	88,924,900	0	75,000,000	0	0	88,924,900

ATP: 6
 Fiscal Year: 2012

STIP for FY 2011-2014

Seq #	Route System	Project Number	Agency	Description	Miles	Program	Type of Work	Proposed Funds	Total	FHWA	AC	FTA	TH	Other
868	TH 218	5008-30	MN/DOT	**ELLA** BITUMINOUS MILL & OVERLAY FROM IOWA/MN STATE LINE TO E. JCT. I-90	12.2	RS	BITUMINOUS OVERLAY	STP	3,800,000	3,040,000	0	0	760,000	0
869	TH 246	6614-26	MN/DOT	**ELLA** FROM TH 3 TO CSAH 26 - THIN MILL & OVERLAY, MEDIUM MILL & OVERLAY	12.2	RS	MILL AND OVERLAY	STP	3,000,000	2,400,000	0	0	600,000	0
870	TH 999	8826-65	MN/DOT	DISTRICTWIDE RURAL INTERSECTION LIGHTING (2 UNITS PER INTERSECTION AT 4 INTERSECTIONS)	0.0	SC	LIGHTING	SF	60,000	0	0	0	60,000	0
871	TH 999	8826-74	MN/DOT	**ADA** PEDESTRIAN RAMPS	0.0	SC	PED./BIKE IMPROVEMENT	STP	400,000	277,640	0	0	122,360	0
872	TH 999	8806-RW-12	MN/DOT	DISTRICTWIDE SETASIDES - RW - 2012	0.0	RW	RIGHT OF WAY	SF	2,620,952	0	0	0	2,620,952	0
873	TH 999	8806-SAS-12	MNDOT	DISTRICTWIDE SETASIDES - 2012	0.0	NA	MISCELLANEOUS	SF	18,523,424	0	0	0	18,523,424	0
874	LOCAL 999	8806-SHL-12	LOCAL	HSIP/HRRR SETASIDE - LOCAL - 2012	0.0	SH	SAFETY TARGET	HSIP	1,316,916	1,185,224	0	0	0	131,692
875	TH 999	8806-SHS-12	MN/DOT	HSIP/HRRR SETASIDE (PROACTIVE) - MN/DOT 2012	0.0	SH	SAFETY TARGET	HSIP	727,778	655,000	0	0	72,778	0
876	TH 999	8806-SHS-12A	MN/DOT	HSIP/HRRR SETASIDE (REACTIVE) - MN/DOT 2012	0.0	SH	SAFETY TARGET	HSIP	677,778	610,000	0	0	67,778	0
									\$178,511,818	\$35,470,542	\$80,400,000	\$4,357,452	\$31,359,506	\$107,324,318

Seq #	Route System	Project Number	Agency	Description	Miles	Program	Type of Work	Proposed Funds	Total	FHWA	AC	FTA	TH	Other
877	BB	TRF-0001-13	MN/DOT	SECT 5311: CEDAR VALLEY TRANSIT OPERATING ASSISTANCE	0.0	OB	OPERATE BUS	FTA	270,996	0	0	76,035	0	194,961
878	BB	TRF-0020-13	MN/DOT	SECT 5311: CITY OF FARIBAULT TRANSIT OPERATING ASSISTANCE	0.0	OB	OPERATE BUS	FTA	184,124	0	0	52,688	0	131,436
879	BB	TRF-0039-13	MN/DOT	SECT 5311: CITY OF NORTHFIELD TRANSIT OPERATING ASSISTANCE	0.0	OB	OPERATE BUS	FTA	361,693	0	0	106,819	0	254,874
880	BB	TRF-0047-13A	ROCHESTER	SECT 5307: ROCHESTER DAR TRANSIT OPERATING ASSISTANCE	0.0	B9	OPERATE BUS	LF	748,919	0	0	0	0	748,919
881	BB	TRF-0047-13B	ROCHESTER	SECT 5307: ROCHESTER RR TRANSIT OPERATING ASSISTANCE	0.0	B9	OPERATE BUS	FTA	6,379,522	0	0	1,735,856	0	4,643,666
882	BB	TRF-0065-13	MN/DOT	SECT 5311: CITY OF WINONA TRANSIT OPERATING ASSISTANCE	0.0	OB	OPERATE BUS	FTA	517,953	0	0	129,870	0	388,083
883	BB	TRF-1977-13	MN/DOT	SECT 5311: SEMCAC TRANSIT OPERATING ASSISTANCE	0.0	OB	OPERATE BUS	FTA	252,452	0	0	66,859	0	185,593
884	BB	TRF-2497-13	MN/DOT	SECT 5311: CITY OF STEWARTVILLE TRANSIT OPERATING ASSISTANCE	0.0	OB	OPERATE BUS	FTA	74,961	0	0	18,204	0	56,757
885	BB	TRF-3342-13	MN/DOT	SECT 5311: STEELE CO TRANSIT OPERATING ASSISTANCE	0.0	OB	OPERATE BUS	FTA	435,452	0	0	110,371	0	325,081
886	BB	TRF-3780-13	LA CRESCENT	SECT 5307: LA CRESCENT TRANSIT OPERATING ASSISTANCE	0.0	B9	OPERATE BUS	FTA	234,210	0	0	94,000	0	140,210
887	BB	TRF-7071-13	MN/DOT	SECT 5311: AMCAT TRANSIT OPERATING ASSISTANCE	0.0	OB	OPERATE BUS	FTA	585,702	0	0	120,620	0	465,082
888	BB	TRF-7284-13	MN/DOT	SECT 5311: THREE RIVERS TRANSIT OPERATING ASSISTANCE	0.0	OB	OPERATE BUS	FTA	1,010,226	0	0	268,694	0	741,532
889	BB	TRS-0020-13	FARIBAULT	FARIBAULT - PURCHASE 1 BUS (CLASS 400)	0.0	TR	PURCHASE BUS	STP	72,000	57,600	0	0	0	14,400
890	BB	TRS-0039-13	NORTHFIELD	NORTHFIELD - PURCHASE 1 BUS (CLASS 400)	0.0	TR	PURCHASE BUS	STP	72,000	57,600	0	0	0	14,400
891	BB	TRS-0047-13A	ROCHESTER	ROCHESTER DAR - PURCHASE 2 BUSES (CLASS 600)	0.0	TR	PURCHASE BUS	STP	418,000	167,200	0	0	0	250,800
892	BB	TRS-0047-13B	ROCHESTER	ROCHESTER RR - PURCHASE 4 BUSES (CLASS 700)	0.0	TR	PURCHASE BUS	STP	1,520,000	300,800	0	915,200	0	304,000
893	BB	TRS-7071-13	AMCAT	AMCAT - PURCHASE 1 BUS (CLASS 400)	0.0	TR	PURCHASE BUS	STP	72,000	57,600	0	0	0	14,400
894	BB	TRS-7284-13A	THREE RIVERS	THREE RIVERS - PURCHASE 1 BUS (CLASS 400)	0.0	TR	PURCHASE BUS	STP	72,000	57,600	0	0	0	14,400
895	BB	TRS-7284-13B	THREE RIVERS	THREE RIVERS - PURCHASE 1 BUS (CLASS 500)	0.0	TR	PURCHASE BUS	STP	125,000	100,000	0	0	0	25,000

Seq #	Route System	Project Number	Agency	Description	Miles	Program	Type of Work	Proposed Funds	Total	FHWA	AC	FTA	TH	Other
896	RR	24-00130	FREEBORN COUNTY	UP - INSTALL GATES, CSAH 1, 110TH ST, GORDONSVILLE, FREEBORN CO	0.0	SR	RR X-ING IMPROVEMENTS	RRS	300,000	270,000	0	0	0	30,000
897	RR	85-00144	WINONA COUNTY	DM&E - INSTALL GATES, RICHLAND AVE, MUN 18, ST CHARLES, WINONA CO	0.0	SR	RR X-ING IMPROVEMENTS	RRS	250,000	225,000	0	0	0	25,000
898	RR	85-00145	WINONA COUNTY	DM&E - INSTALL GATES, CSAH 34, ST CHARLES, WINONA CO	0.0	SR	RR X-ING IMPROVEMENTS	RRS	250,000	225,000	0	0	0	25,000
899	CSAH 24	020-624-018	DODGE COUNTY	GRADE & SURFACE FROM DODGE CSAH 22 TO TH 56	3.2	RC	GRADE AND SURFACE	STP	2,500,000	2,000,000	0	0	0	500,000
900	CSAH 22	024-622-009	FREEBORN COUNTY	BRIDGE AVENUE - RECONSTRUCTION & CONCRETE PAVEMENT BETWEEN I-90 & FREEBORN CSAH 25	2.8	RC	GRADE AND SURFACE	STP	1,418,000	1,134,500	0	0	0	283,500
901	TWN 229	025-599-104	GOODHUE COUNTY	TWP 229 REPLACE BR L9473 0.25 MI W OF GOODHUE CSAH 14	0.2	BR	BRIDGE REPLACEMENT	BROS	1,000,000	800,000	0	0	0	200,000
902	CSAH 8	028-608-013	HOUSTON COUNTY	GRADING & BRIDGE REPLACEMENT(88417) FROM THE IOWA LINE TO JCT OF TH 44 & HOUSTON CSAH 8	3.0	BR	GRADE AND SURFACE	STP	1,592,680	1,274,144	0	0	0	318,536
903	MUN 12	050-597-007	MOWER COUNTY	MUN 12 REPLACE BR L5011 0.6 MILES EAST OF JCT TH 218	0.2	BR	BRIDGE REPLACEMENT	BROS	400,000	320,000	0	0	0	80,000
904	CSAH 45	066-645-007AC	RICE COUNTY	RECONSTRUCTION FROM RICE CSAH 15 TO APPROXIMATELY 2.25 MILES NORTH - AC PAYBACK (1 OF 1)	2.3	RC	GRADE AND SURFACE	STP	800,000	800,000	0	0	0	0
905	CSAH 30	079-630-015	WABASHA COUNTY	MILL & OVERLAY FROM NORTH INTERSECTION OF TH 61 TO NORTH INTERSECTION OF WABASHA CSAH 24	3.7	RS	MILL AND OVERLAY	STP	1,400,000	1,120,000	0	0	0	280,000
906	PED/BIKE	092-090-047	DNR	MILL TOWNS TRAIL - BRIDGE	0.1	EN	ENHANCEMENT	TEA	665,000	532,000	0	0	0	133,000
907	PED/BIKE	104-090-006	AUSTIN	NATURE CENTER TRAIL - PHASE III	0.7	EN	ENHANCEMENT	TEA	270,490	216,392	0	0	0	54,098
908	MUN 33	104-133-002	AUSTIN	14TH AVE NE GRADE & SURFACE FROM 4TH STREET TO 8TH STREET	0.3	RC	GRADE AND SURFACE	STP	750,000	600,000	0	0	0	150,000
909	MUN	159-106-018	ROCHESTER	2ND ST SW CONCRETE PAVEMENT FROM 11TH AVENUE SW TO 6TH AVENUE SW	0.4	RS	CONCRETE OVERLAY	STP	3,500,000	2,500,000	0	0	0	1,000,000
910	MUN	159-123-007	ROCHESTER	16TH ST SE CONCRETE PAVEMENT FROM TH 63 TO 3RD AVENUE SE	0.3	RS	CONCRETE OVERLAY	STP	2,200,000	1,100,000	0	0	0	1,100,000
911	TH 14	5501-35AC	MN/DOT	HEAVY BIT. OVERLAY FROM CSAH 5 (BYRON) TO TH 52 - AC PAYBACK (1 OF 1)	16.1	RS	BITUMINOUS OVERLAY	NHS	4,400,000	4,400,000	0	0	0	0
912	TH 14	8501-61	MN/DOT	BITUMINOUS MILL & OVERLAY FROM W. JCT. T.H. 74 TO T.H. 61	21.9	RS	MILL AND OVERLAY	NHS	6,300,000	5,040,000	0	0	1,260,000	0

Seq #	Route System	Project Number	Agency	Description	Miles	Program	Type of Work	Proposed Funds	Total	FHWA	AC	FTA	TH	Other
913	TH 19	2503-30	MN/DOT	**ELLA** - BITUMINOUS RECLAMATION FROM 0.04 MI. E. ALMOND ST. (CANNON FALLS) TO T.H. 61	15.6	RS	MILL AND OVERLAY	STP	5,017,000	4,013,600	0	0	1,003,400	0
914	TH 44	2308-26	MN/DOT	BITUMINOUS MILL & OVERLAY FROM JCT. T.H. 52 TO E. CITY LIMITS OF SPRING GROVE & REPLACE 5 BOX CULVERTS - BRIDGES 4148, 4149, 4150, 4151 AND 8163 AC PROJECT - PAYBACK IN 2014	13.3	RS	MILL AND OVERLAY	STP	2,600,000	0	2,400,000	0	2,600,000	0
915	TH 44	2804-33	MN/DOT	**ELLA** BITUMINOUS MILL & OVERLAY FROM 0.266-MILES EAST OF NORTH JUNCTION OF TH 76 & TH 44 (CALEDONIA) TO 0.041 MI W OF FALLS STREET (HOKAH) & REPLACE BOX CULVERT - BRIDGE 8158 (NEW BRIDGE 28X07)	12.2	RS	MILL AND OVERLAY	STP	4,213,068	3,370,454	0	0	842,614	0
916	TH 52	8826-47	MN/DOT	STAGE 2 - ACCESS MANAGEMENT & AT-GRADE INTERSECTION SAFETY -IMPROVEMENTS - GOODHUE COUNTY - AC PROJECT - PAYBACK IN 2014	28.6	SC	GRADE AND SURFACE	STP	3,676,954	2,901,563	200,000	0	775,391	0
917	TH 60	6606-33	MN/DOT	REPLACE BRIDGE 6639 OVER CROCKERS CK. PLUS APPROACH CONST. - 0.9 MI E OF I-35 - IN FARIBAULT	0.0	BR	BRIDGE REPLACEMENT	STP	2,648,000	2,118,400	0	0	529,600	0
918	TH 61	2513-86	MN/DOT	BRIDGE 9450 - OVER NYMPHARA LANE	0.0	BR	BRIDGE REPLACEMENT	NHS	3,500,000	2,800,000	0	0	700,000	0
919	TH 61	7904-40AC	MN/DOT	REPLACE BRIDGE 6461 OVER EAST INDIAN CREEK - LOCATED 1.3 MI. NW OF JCT. T.H. 74 - AC PAYBACK (1 OF 1)	0.0	BR	BRIDGE REPLACEMENT	NHS	1,000,000	1,000,000	0	0	0	0
920	I 90	8580-149AC1	MN/DOT	DRESBACH BRIDGE - STATEWIDE BRIDGE PRESERVATION FUND (AC PAYBACK 1 OF 2)	0.0	BR	BRIDGE REPLACEMENT	BR	55,625,000	55,625,000	0	0	0	0
921	TH 247	5512-08	MN/DOT	BITUMINOUS MILL & OVERLAY FROM JCT. T.H. 63 TO JCT. T.H. 42 - AC PROJECT - PAYBACK IN 2014	12.6	RS	MILL AND OVERLAY	STP	600,000	0	2,400,000	0	600,000	0
922	TH 999	8806-RW-13	MN/DOT	DISTRICTWIDE SETASIDES - RW - 2013	0.0	RW	RIGHT OF WAY	SF	14,293,358	0	0	0	14,293,358	0
923	TH 999	8806-SAS-13	MNDOT	DISTRICTWIDE SETASIDES - 2013	0.0	NA	MISCELLANEOUS	STP HSIP	15,551,620	3,085,000	0	0	12,466,620	0
924	LOCAL 999	8806-SHL-13	LOCAL	HSIP/HRRR SETASIDE - LOCAL - 2013	0.0	SH	SAFETY TARGET	HSIP	1,588,236	1,429,412	0	0	0	158,824
925	TH 999	8806-SHS-13	MN/DOT	HSIP SETASIDE	0.0	SH	SAFETY TARGET	HSIP	1,000,000	900,000	0	0	100,000	0
									\$152,716,616	\$100,598,865	\$5,000,000	\$3,695,216	\$35,170,983	\$13,251,552

Seq #	Route System	Project Number	Agency	Description	Miles	Program	Type of Work	Proposed Funds	Total	FHWA	AC	FTA	TH	Other
926	BB	TRF-0001-14	MN/DOT	SECT 5311: CEDAR VALLEY TRANSIT OPERATING ASSISTANCE	0.0	OB	OPERATE BUS	FTA	279,126	0	0	76,035	0	203,091
927	BB	TRF-0020-14	MN/DOT	SECT 5311: CITY OF FARIBAULT TRANSIT OPERATING ASSISTANCE	0.0	OB	OPERATE BUS	FTA	189,648	0	0	52,688	0	136,960
928	BB	TRF-0039-14	MN/DOT	SECT 5311: CITY OF NORTHFIELD TRANSIT OPERATING ASSISTANCE	0.0	OB	OPERATE BUS	FTA	372,543	0	0	106,819	0	265,724
929	BB	TRF-0047-14A	ROCHESTER	SECT 5307: ROCHESTER DAR TRANSIT OPERATING ASSISTANCE	0.0	B9	OPERATE BUS	LF	771,387	0	0	0	0	771,387
930	BB	TRF-0047-14B	ROCHESTER	SECT 5307: ROCHESTER RR TRANSIT OPERATING ASSISTANCE	0.0	B9	OPERATE BUS	FTA	6,742,976	0	0	1,735,856	0	5,007,120
931	BB	TRF-0047-14C	ROCHESTER	SECT 5307/5309: ELECTRONIC FAREBOXES/OTHER ITS	0.0	B9	BUS GRANT CAPITAL IMPROVEMENT	FTA	1,500,000	0	0	1,200,000	0	300,000
932	BB	TRF-0047-14D	ROCHESTER	SECT 5307: CONSTRUCT PARK & RIDE STRUCTURED PARKING	0.0	B9	BUS GRANT CAPITAL IMPROVEMENT	FTA	5,000,000	0	0	4,000,000	0	1,000,000
933	BB	TRF-0065-14	MN/DOT	SECT 5311: CITY OF WINONA TRANSIT OPERATING ASSISTANCE	0.0	OB	OPERATE BUS	FTA	533,491	0	0	129,870	0	403,621
934	BB	TRF-1977-14	MN/DOT	SECT 5311: SEMCAC TRANSIT OPERATING ASSISTANCE	0.0	OB	OPERATE BUS	FTA	259,993	0	0	66,859	0	193,134
935	BB	TRF-2497-14	MN/DOT	SECT 5311: CITY OF STEWARTVILLE TRANSIT OPERATING ASSISTANCE	0.0	OB	OPERATE BUS	FTA	77,210	0	0	18,204	0	59,006
936	BB	TRF-3342-14	MN/DOT	SECT 5311: STEELE CO TRANSIT OPERATING ASSISTANCE	0.0	OB	OPERATE BUS	FTA	448,515	0	0	110,371	0	338,144
937	BB	TRF-3780-14	LA CRESCENT	SECT 5307: LA CRESCENT TRANSIT OPERATING ASSISTANCE	0.0	B9	OPERATE BUS	FTA	234,210	0	0	94,000	0	140,210
938	BB	TRF-7071-14	MN/DOT	SECT 5311: AMCAT TRANSIT OPERATING ASSISTANCE	0.0	OB	OPERATE BUS	FTA	603,273	0	0	120,620	0	482,653
939	BB	TRF-7284-14	MN/DOT	SECT 5311: THREE RIVERS TRANSIT OPERATING ASSISTANCE	0.0	OB	OPERATE BUS	FTA	1,040,533	0	0	268,694	0	771,839
940	BB	TRS-0001-14	MN/DOT	CVS - PURCHASE 1 BUS (CLASS 400)	0.0	TR	PURCHASE BUS	STP	74,000	59,200	0	0	0	14,800
941	BB	TRS-0039-14	NORTHFIELD	NORTHFIELD - PURCHASE 1 BUS (CLASS 400)	0.0	TR	PURCHASE BUS	STP	74,000	59,200	0	0	0	14,800
942	BB	TRS-0047-14A	ROCHESTER	ROCHESTER DAR - PURCHASE 2 BUSES (CLASS 600)	0.0	B9	PURCHASE BUS	STP FTA	430,000	172,000	0	172,000	0	86,000

Seq #	Route System	Project Number	Agency	Description	Miles	Program	Type of Work	Proposed Funds	Total	FHWA	AC	FTA	TH	Other
943	BB	TRS-0047-14B	ROCHESTER	ROCHESTER RR - PURCHASE 3 BUSES (CLASS 700)	0.0	TR	PURCHASE BUS	STP FTA	1,205,439	125,000	0	839,351	0	241,088
944	BB	TRS-0065-14	MN/DOT	CITY OF WINONA - PURCHASE 2 BUSES (CLASS 600)	0.0	TR	PURCHASE BUS	STP	430,000	344,000	0	0	0	86,000
945	BB	TRS-1977-14	MN/DOT	SEMCAC - PURCHASE 1 BUS (CLASS 400)	0.0	TR	PURCHASE BUS	STP	74,000	59,200	0	0	0	14,800
946	BB	TRS-3342-14	STEELE COUNTY	STEELE COUNTY PUBLIC TRANSIT - PURCHASE 1 BUS (CLASS 400)	0.0	TR	PURCHASE BUS	STP	74,000	59,200	0	0	0	14,800
947	BB	TRS-7284-14	THREE RIVERS	THREE RIVERS - PURCHASE 1 BUS (CLASS 400)	0.0	TR	PURCHASE BUS	STP	74,000	59,200	0	0	0	14,800
948	RR	24-00131	FREEBORN COUNTY	IC&E - INSTALL GATES - CSAH 14, FREEBORN COUNTY	0.0	SR	RR X-ING IMPROVEMENTS	RRS	275,000	247,500	0	0	0	27,500
949	RR	24-00132	ALBERT LEA	UP - UPGRADE TO GATES - MYERS ROAD, ALBERT LEA, FREEBORN COUNTY	0.0	SR	RR X-ING IMPROVEMENTS	RRS	300,000	270,000	0	0	0	30,000
950	RR	74-00133	STEELE COUNTY	DM&E - INSTALL GATES - CSAH 17, SW 52ND AVE., STEELE COUNTY	0.0	SR	RR X-ING IMPROVEMENTS	RRS	275,000	247,500	0	0	0	27,500
951	CSAH 17	024-617-008	FREEBORN COUNTY	RECONSTRUCTION - CSAH 17 - CR 69 TO CSAH 18	7.2	RC	GRADE AND SURFACE	STP	3,700,000	2,000,000	0	0	0	1,700,000
952	TWN 117	025-599-102	GOODHUE COUNTY	REPLACE BRIDGE 2624 - T-117 (TERRITORIAL RD.) - 1.05 MILES OF THE INTERSECTION OF CSAH 2 ON TERRITORIAL ROAD	0.0	BR	BRIDGE REPLACEMENT	BROS	560,000	448,000	0	0	0	112,000
953	CSAH 6	025-606-016	GOODHUE COUNTY	GRADE & AGGREGATE SURFACE - CSAH 6 - JCT CSAH 9 TO JCT CSAH 1	5.5	RC	GRADE AND SURFACE	STP	5,500,000	3,300,000	0	0	0	2,200,000
954	TWN 257	028-599-078	HOUSTON COUNTY	REPLACE BRIDGE L4560 - LORENZ ROAD - 0.3 MILES NORTH OF JCT TH 16	0.0	BR	BRIDGE REPLACEMENT	BROS	405,978	324,782	0	0	0	81,196
955	CSAH 26	085-826-021	WINONA COUNTY	BIT. RECLAMATION & OVERLAY - CSAH 26 - WEST COUNTY LINE TO 2.4 MILES EAST & 0.1 MILE EAST OF TH 74 TO CR 114	4.8	RD	BITUMINOUS RECLAMATION	STP	1,125,000	900,000	0	0	0	225,000
956	MUN	104-144-002	AUSTIN	RECONSTRUCTION 14TH ST. NE/10TH PL. NE	0.7	RC	GRADE AND SURFACE	STP	750,000	600,000	0	0	0	150,000
957	MUN	125-135-005	FARIBAULT	RECONSTRUCTION - 30TH ST. NW - T.H. 21 (LYNDALE AVE.) TO CARDINAL AVE.	0.2	RC	CONCRETE PAVEMENT	STP	575,000	460,000	0	0	0	115,000
958	MUN	125-135-006	FARIBAULT	RECONSTRUCTION - 30TH ST. NW - TWIN LAKES CT. TO T.H. 3 (2ND AVE. NW)	0.3	RC	GRADE AND SURFACE	STP	710,000	495,000	0	0	0	215,000
959	MUN	156-127-003	RED WING	RECONSTRUCTION - WEST AVENUE - 7TH STREET TO MAPLE STREET	0.6	RC	GRADE AND SURFACE	STP	1,830,000	1,096,000	0	0	0	734,000

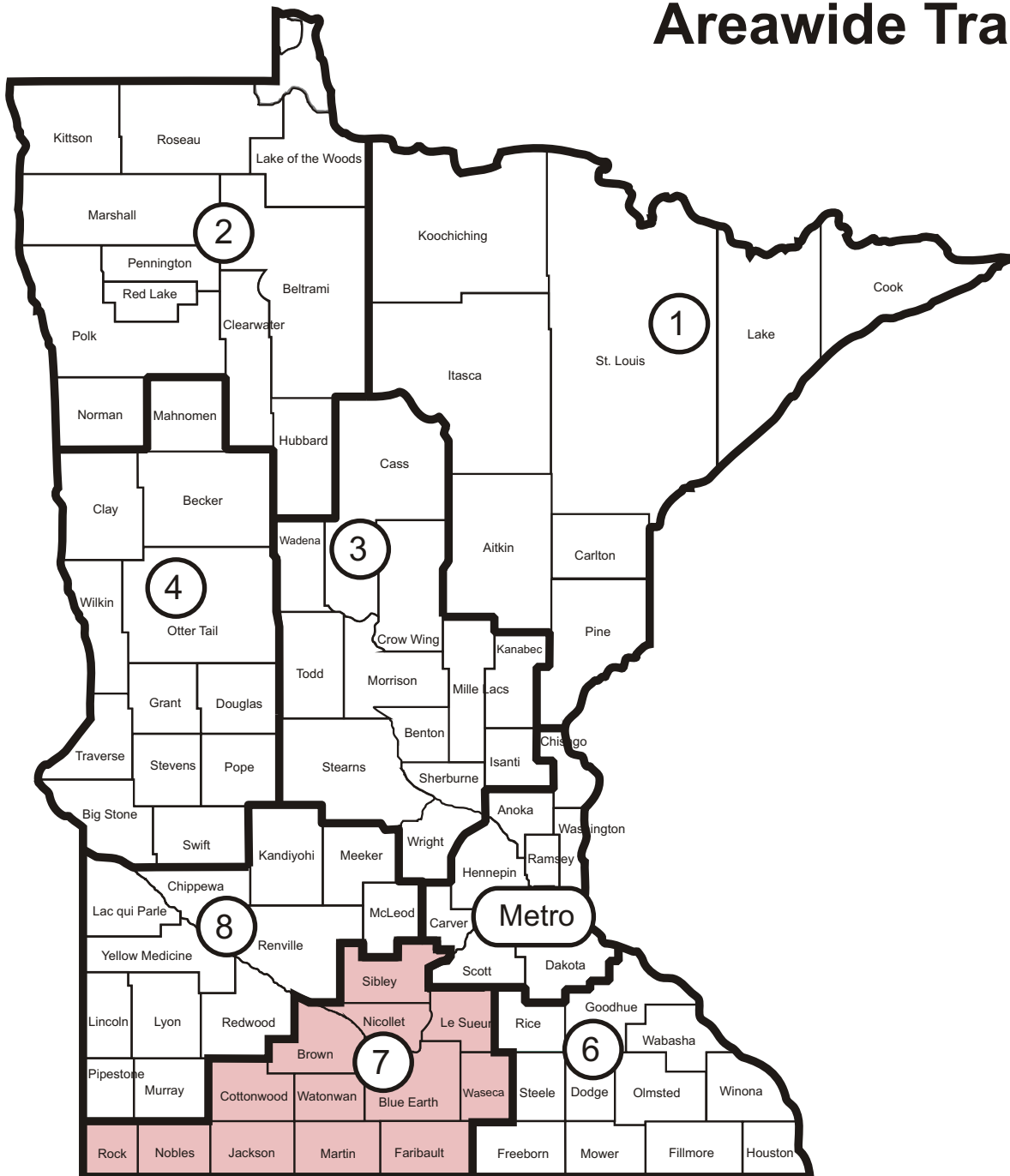
Seq #	Route System	Project Number	Agency	Description	Miles	Program	Type of Work	Proposed Funds	Total	FHWA	AC	FTA	TH	Other
960	MUN	159-158-002	ROCHESTER	PAVEMENT WIDENING - 55TH ST. NW - 50TH AVE. NW TO CSAH 22	1.0	RC	GRADE AND SURFACE	STP	1,600,000	1,280,000	0	0	0	320,000
961	TH 3	6612-97	MN/DOT	FROM FARIBAULT TO NORTHFIELD - MEDIUM BIT. OVERLAY	12.6	RS	MILL AND OVERLAY	STP	4,685,000	3,748,000	0	0	937,000	0
962	TH 14	2001-34	MN/DOT	BRIDGE 6036 - US 14 OVER STREAM - BOND FUNDS	0.2	BR	BRIDGE REPLACEMENT	BF	1,125,376	0	0	0	0	1,125,376
963	TH 16	2304-45	MN/DOT	REPLACE BRIDGES 3686 & 3687 ON T.H. 16 NEAR LANESBORO	0.0	BR	BRIDGE REPLACEMENT	STP	1,378,000	1,102,400	0	0	275,600	0
964	I 35	7480-113	MN/DOT	CONSTRUCT AUXILIARY LANE ON NB & SB I-35 FROM T.H. 14 W TO BRIDGE STREET & REPLACE BRIDGES 74815, 74816, 74817 & 74818 - OWATONNA (AC PROJECT - PAYBACK IN 2015)	0.7	BR	BRIDGE REPLACEMENT	IM	6,000,000	4,850,000	5,500,000	0	1,150,000	0
965	TH 44	2308-26AC	MN/DOT	BITUMINOUS MILL & OVERLAY FROM JCT. T.H. 52 TO E. CITY LIMITS OF SPRING GROVE - AC PAYBACK (1 OF 1)	13.3	RS	MILL AND OVERLAY	STP	2,400,000	2,400,000	0	0	0	0
966	TH 52	2506-68	MN/DOT	**ELLA** HEAVY (4.5") BIT OVERLAY - NB FROM 3.1 MI S T.H. 19 (R.P. 95.0) TO GOODHUE-DAKOTA CO LINE (R.P. 98.813) & SB FROM 2.2 MI S T.H. 19 (R.P. 95.92) TO GOODHUE-DAKOTA CO LINE (R.P. 98.813)	6.7	RS	BITUMINOUS OVERLAY	NHS	2,950,000	2,360,000	0	0	590,000	0
967	TH 52	8826-47AC	MN/DOT	STAGE 2 - ACCESS MANAGEMENT & AT-GRADE INTERSECTION SAFETY -IMPROVEMENTS - GOODHUE COUNTY - AC PAYBACK (1 OF 1)	28.6	SC	GRADE AND SURFACE	STP	200,000	200,000	0	0	0	0
968	TH 56	2508-29	MN/DOT	REPLACE BRIDGE 4617 (NEW BRIDGE 25020) OVER N FORK ZUMBRO RIVER (NEAR KENYON)	0.0	BR	BRIDGE REPLACEMENT	STP	1,605,000	1,284,000	0	0	321,000	0
969	TH 60	7902-21	MN/DOT	REPLACE BRIDGE 6532 NEAR MAZEPPA	0.0	BR	BRIDGE REPLACEMENT	STP	1,980,000	1,584,000	0	0	396,000	0
970	TH 60	7903-45	MN/DOT	BRIDGE 5397 - TH 60 OVER TROUT CREEK - BOND FUNDS	0.0	BR	BRIDGE REPLACEMENT	BF	1,241,000	0	0	0	0	1,241,000
971	TH 63	5006-19	MN/DOT	BITUMINOUS MILL & OVERLAY FROM W. JCT. T.H. 16 TO S END ROOT RIVER BRIDGE (STEWARTVILLE) - PLUS LEFT TURN LANES AT MOWER CSAH 2 N. OF DEER CREEK & MOWER CSAH 1 IN RACINE	10.4	RS	MILL AND OVERLAY	NHS	4,340,000	3,472,000	0	0	868,000	0
971	TH 63	5006-19S	MN/DOT	BITUMINOUS MILL & OVERLAY FROM W JCT TH 16 TO S END ROOT RIVER BRIDGE (STEWARTVILLE) - PLUS LEFT TURN LANES AT MOWER CSAH 2 N. OF DEER CREEK & MOWER CSAH 1 IN RACINE - HSIP PORTION	0.0	SH	MILL AND OVERLAY	HSIP	360,000	324,000	0	0	36,000	0
972	TH 65	2404-39	MN/DOT	**ELLA** - BITUMINOUS MILL & OVERLAY FROM IA/MN STATE LINE TO 0.5 MI S. I-35	9.0	RS	MILL AND OVERLAY	STP	2,607,000	2,085,600	0	0	521,400	0

ATP: 6
 Fiscal Year: 2014

STIP for FY 2011-2014

Seq #	Route System	Project Number	Agency	Description	Miles	Program	Type of Work	Proposed Funds	Total	FHWA	AC	FTA	TH	Other
973	TH 69	2406-47	MN/DOT	**ELLA** BITUMINOUS MILL & OVERLAY FROM IA/MN STATE LINE TO T.H. 13	12.5	RS	MILL AND OVERLAY	STP	3,907,000	3,125,600	0	0	781,400	0
974	I 90	8580-149AC2	MN/DOT	DRESBACH BRIDGE - STATEWIDE BRIDGE PRESERVATION FUND (AC PAYBACK 2 OF 2)	0.0	BR	BRIDGE REPLACEMENT	BR	19,375,000	19,375,000	0	0	0	0
975	TH 247	5512-08AC	MN/DOT	BITUMINOUS MILL & OVERLAY FROM JCT. T.H. 63 TO JCT. T.H. 42 - AC PAYBACK (1 OF 1)	12.6	RS	MILL AND OVERLAY	STP	2,400,000	2,400,000	0	0	0	0
976	EN	8806-EN-14	LOCAL	ENHANCEMENT SETASIDE	0.0	EN	ENHANCEMENT	TEA	1,031,250	825,000	0	0	0	206,250
977	TH 999	8806-RW-14	MN/DOT	DISTRICTWIDE SETASIDES - RW - 2014	0.0	RW	RIGHT OF WAY	SF	8,664,000	0	0	0	8,664,000	0
978	TH 999	8806-SAS-14	MNDOT	DISTRICTWIDE SETASIDES - 2014	0.0	NA	MISCELLANEOUS	STP HSIP	19,874,000	3,611,410	0	0	16,262,590	0
979	LOCAL 999	8806-SHL-14	LOCAL	HSIP/HRRR - LOCAL - 2014	0.0	SH	SAFETY TARGET	HSIP	1,588,236	1,429,412	0	0	0	158,824
980	TH 999	8806-SHS-14	MN/DOT	HSIP/HRRR SETASIDE - MN/DOT - 2014	0.0	SH	SAFETY TARGET	HSIP	640,000	576,000	0	0	64,000	0
									\$126,445,184	\$67,358,204	\$5,500,000	\$8,991,367	\$30,866,990	\$19,228,623

Areawide Transportation Partnership (ATP) Boundaries



DISTRICT 7

Transportation District Engineer

Jim Swanson

(507) 304-6101

2151 Bassett Drive

Mankato, Minnesota 56001-6888

General Information: (507) 304-6100

1-800-657-3747

FAX: (507) 304-6119

Seq #	Route System	Project Number	Agency	Description	Miles	Program	Type of Work	Proposed Funds	Total	FHWA	AC	FTA	TH	Other
981	BB	TRF-0014-11	MNDOT	SECT 5311: COTTONWOOD CO TRANSIT OPERATING ASSISTANCE	0.0	OB	OPERATE BUS	FTA	123,600	0	0	33,596	0	90,004
982	BB	TRF-0025-11	MNDOT	SECT 5311: CITY OF LESUEUR TRANSIT OPERATING ASSISTANCE	0.0	OB	OPERATE BUS	FTA	228,660	0	0	66,896	0	161,764
983	BB	TRF-0028-11	MNDOT	SECT 5311: CITY OF MANKATO TRANSIT OPERATING ASSISTANCE	0.0	OB	OPERATE BUS	FTA	1,330,348	0	0	328,782	0	1,001,566
984	BB	TRF-0046-11	MNDOT	SECT 5311: MARTIN CO TRANSIT OPERATING ASSISTANCE	0.0	OB	OPERATE BUS	FTA	554,140	0	0	143,190	0	410,950
985	BB	TRF-0083-11	MNDOT	SECT 5311: WATONWAN CO TRANSIT OPERATING ASSISTANCE	0.0	OB	OPERATE BUS	FTA	231,750	0	0	52,836	0	178,914
986	BB	TRF-0280-11	MNDOT	SECT 5311: BROWN CO TRANSIT OPERATING ASSISTANCE	0.0	OB	OPERATE BUS	FTA	648,282	0	0	196,618	0	451,664
987	BB	TRF-2494-11	MNDOT	SECT 5311: SMOC/NOBLES TRANSIT OPERATING ASSISTANCE	0.0	OB	OPERATE BUS	FTA	298,700	0	0	79,698	0	219,002
988	BB	TRF-2496-11	MNDOT	SECT 5311: CITY OF ST PETER TRANSIT OPERATING ASSISTANCE	0.0	OB	OPERATE BUS	FTA	257,500	0	0	60,680	0	196,820
989	BB	TRF-3274-11	MNDOT	SECT 5311: FARIBAULT CO TRANSIT OPERATING ASSISTANCE	0.0	OB	OPERATE BUS	FTA	172,525	0	0	50,320	0	122,205
990	BB	TRF-3331-11	MNDOT	SECT 5311: ROCK CO TRANSIT OPERATING ASSISTANCE	0.0	OB	OPERATE BUS	FTA	315,180	0	0	83,768	0	231,412
991	BB	TRS-0046-11	MNDOT	MARTIN COUNTY PURCHASE 1 BUS (CLASS 400)	0.0	TR	PURCHASE BUS	STP	68,000	54,400	0	0	0	13,600
992	BB	TRS-0072-11	MNDOT	TRAILBLAZER TRANSIT PURCHASE 1 BUS (CLASS 400)	0.0	TR	PURCHASE BUS	STP	68,000	54,400	0	0	0	13,600
993	BB	TRS-0083-11	MNDOT	WATONWAN COUNTY PURCHASE 1 BUS (CLASS 400)	0.0	TR	PURCHASE BUS	STP	66,000	52,800	0	0	0	13,200
994	BB	TRS-0280-11	MNDOT	BROWN COUNTY PURCHASE 1 BUS (CLASS 400)	0.0	TR	PURCHASE BUS	STP	66,000	52,800	0	0	0	13,200
995	BB	TRS-3274-11	MNDOT	FARIBAULT COUNTY PURCHASE 1 BUS (CLASS 400)	0.0	TR	PURCHASE BUS	STP	66,000	52,800	0	0	0	13,200
996	RR	07-00116	MNDOT	PINE ST IN MANKATO IN BLUE EARTH CO, CROSSING CLOSURE & RAIL CROSSING IMPROVEMENTS[FED \$ CAPPED]	0.0	SR	RR X-ING IMPROVEMENTS	RRS	515,250	515,250	0	0	0	0
997	RR	07-00119	MNDOT	CO RD 114, BLUE EARTH COUNTY, INSTALL GATES [FED \$ CAPPED] 2.0 MI NE OF LAKE CRYSTAL	0.0	SR	RR X-ING IMPROVEMENTS	RRS	277,778	250,000	0	0	0	27,778
998	PED/BIKE	017-090-001	COTTONWOOD COUNTY	BIKE/PED TRAIL AROUND MT LAKE IN COTTONWOOD CO (SURFACING) (FED\$CAPPED)	4.4	EN	PEDESTRIAN BIKE TRAIL	TEA	500,000	400,000	0	0	0	100,000

Seq #	Route System	Project Number	Agency	Description	Miles	Program	Type of Work	Proposed Funds	Total	FHWA	AC	FTA	TH	Other
999	PED/BIKE	017-591-001	COTTONWOOD COUNTY	**SRTS NI** MOUNTAIN LAKE BICYCLE & PEDESTRIAN SAFETY TRAINING (2008 SOLICITATION)	0.0	PL	PLANNING	SRTS	5,000	5,000	0	0	0	0
1000	PED/BIKE	017-591-002	COTTONWOOD COUNTY	**SRTS IN** IN MTN LAKE, IMPROVING CROSS WALKS (2008 SOLICITATION)	0.0	BT	PED/BIKE IMPROVEMENT	SRTS	5,500	3,000	0	0	0	2,500
1001	CSAH 13	017-613-038	COTTONWOOD COUNTY	IN WINDOM, FROM LAKEVIEW AVE TO CSAH 1, BASE & SURFACING (FED\$CAPPED)	9.4	RC	GRADE AND SURFACE	STP	2,650,000	1,000,000	0	0	0	1,650,000
1002	CSAH 32	017-632-001	COTTONWOOD COUNTY	**TRLF** FROM CSAH 4 TO CSAH 52 IN JEFFERS, STREET & UTILITY IMPROVEMENTS	0.5	RD	MILL AND OVERLAY	TRLF	329,687	0	0	0	0	329,687
1003	CSAH 6	022-606-016AC	FARIBAULT COUNTY	REPLACE BR 7161 OVER BLUE EARTH RIVER (AC PAYBACK, 1 OF 1)	0.0	BR	BRIDGE REPLACEMENT	BROS	490,480	490,480	0	0	0	0
1004	CSAH 16	022-616-020	FARIBAULT COUNTY	TH 253 (IN FARIBAULT CO) TO FREEBORN CO, BIT OVERLAY & AGGREGATE SHOULDERS (FED \$ CAPPED)	7.2	RS	SURFACING	STP	1,271,000	1,000,000	0	0	0	271,000
1005	PED/BIKE	032-090-005	JACKSON COUNTY	FORT BELMONT - BIKE TRAIL IN THE CITY OF JACKSON (FED\$CAPPED)	1.5	EN	PEDESTRIAN BIKE TRAIL	TEA	176,600	141,280	0	0	0	35,320
1006	PED/BIKE	032-090-008	JACKSON COUNTY	SPRINGFIELD PARKWAY TRAIL IN THE CITY OF JACKSON (FED\$CAPPED)	1.6	EN	PEDESTRIAN BIKE TRAIL	TEA	117,000	93,600	0	0	0	23,400
1007	CR 62	032-598-012	JACKSON COUNTY	REPLACE BR 89254 OVER W FORK LITTLE SIOUX RIVER IN JACKSON CO	0.0	BR	BRIDGE REPLACEMENT	BROS	295,000	236,000	0	0	0	59,000
1008	CSAH 23	032-623-020	JACKSON COUNTY	ASHLEY ST TO CSAH 21 IN JACKSON CO, RECONSTRUCTION (FED\$CAPPED)	0.7	RC	GRADE AND SURFACE	STP	669,000	534,000	0	0	0	135,000
1009	LOCAL 999	040-070-001	LE SUEUR COUNTY	INTERSECTION LIGHTING ON VARIOUS CSAH & COUNTY ROADS COUNTY WIDE	0.0	SH	LIGHTING	HSIP	67,000	60,300	0	0	0	6,700
1010	LOCAL 999	052-070-002	NICOLLET COUNTY	LOCATED ON CSAH 1,3,5,6,12,13,14,15,16,17,20 & 22, PROFILE STRIPES WITH 6 INCH EDGELINES	104.8	SH	STRIPING	HSIP	199,120	179,208	0	0	0	19,912
1011	CSAH 41	052-641-010	NICOLLET COUNTY	CSAH 41 N OF PROPOSED INTERCHANGE TO CSAH 6 IN NICOLLET CO	0.5	MC	GRADE AND SURFACE	STP	1,319,800	200,000	0	0	0	1,119,800
1012	CSAH 16	067-616-003	ROCK COUNTY	REPLACE BR L2147 OVER ELK CREEK	0.0	BR	BRIDGE REPLACEMENT	BROS	241,900	193,520	0	0	0	48,380
1013	CSAH 11	072-070-004	SIBLEY	INTERSECTION OF CSAH 11 & TH 5 IN GREEN ISLE, INTERSECTION IMPROVEMENT	0.0	SH	GRADE AND SURFACE	HSIP	277,800	250,000	0	0	0	27,800
1014	CSAH 12	072-070-005	SIBLEY	INTERSECTION OF CSAH 12 & TH 5 ON THE NORTH SIDE OF ARLINGTON, INTERSECTION IMPROVEMENT	0.0	SH	GRADE AND SURFACE	HSIP	290,000	225,000	0	0	0	65,000

Seq #	Route System	Project Number	Agency	Description	Miles	Program	Type of Work	Proposed Funds	Total	FHWA	AC	FTA	TH	Other
1015	CSAH 56	083-070-005	WATONWAN COUNTY	FROM 7TH AVE SOUTH TO ARMSTRONG BLVD IN ST JAMES, CURBING AGGRESSIVE DRIVING ON HRRR	0.4	SH	MISCELLANEOUS	HSIP	20,000	18,000	0	0	0	2,000
1016	CSAH 27	083-627-020	WATONWAN COUNTY	CSAH 8 TO CSAH 6 (WATONWAN CO), OVERLAY & PAVEMENT WIDENING (FED \$ CAPPED)	18.6	RS	PAVEMENT WIDENING	STP	1,770,000	1,000,000	0	0	0	770,000
1017	CSAH 41	150-020-005	NORTH MANKATO	EXTENSION OF ROCKFORD ROAD & HOWARD DRIVE, FROM CSAH 6 TO CARLSON DR & CARLSON DR FROM CSAH 41 TO CARLSON DR - NEW CONSTRUCTION (FED \$ CAPPED)(AC PAYBACK IN 2013)	0.0	MC	GRADE AND SURFACE	STP	3,813,625	460,000	576,000	0	0	3,353,625
1018	PED/BIKE	165-090-004	ST PETER	TRAIL FROM BROADWAY/GARDNER ST TO NICOLLET/JEFFERSON ST IN THE CITY OF ST PETER (FED\$CAPPED)	0.0	EN	PEDESTRIAN BIKE TRAIL	TEA	148,050	118,440	0	0	0	29,610
1019	PED/BIKE	172-591-001	WASECA	**SRTS NI** IN WASECA BICYCLE & TRAIL SAFETY TRAINING (2009 SOLICITATION)	0.0	PL	PLANNING	SRTS	16,580	16,580	0	0	0	0
1020	MSAS 111	177-111-002	WORTHINGTON	IN THE CITY OF WORTHINGTON ON COLLEGEWAY FROM THOMPSON AVE TO CSAH 10 (NOBLES CO), RECONSTRUCT (FED\$CAPPED)	0.4	RC	GRADE AND SURFACE	STP	761,030	493,000	0	0	0	268,030
1021	TH 4	0801-31	MNDOT	REPLACE BR 6749 OVER LITTLE COTTONWOOD RIVER IN BROWN CO	0.4	BR	BRIDGE REPLACEMENT	STP	1,763,100	1,410,480	0	0	352,620	0
1022	TH 13	8101-50	MNDOT	**ELLA** FROM 206' N OF JCT TH 30 TO 3004' N OF JCT CO RD 8, MILL & OVERLAY	1.5	RX	MILL AND OVERLAY	SF	141,205	0	0	0	141,205	0
1023	TH 14	8103-49AC2	MNDOT	**ELLA** FOUR-LANE EXPANSION FROM CSAH 2 TO WASECA-STEELE CO LINE (YEAR 3 OF 3) GRADING, PAVING & BRIDGES (AC PAYBACK, 2 OF 2)	17.0	MC	GRADE,SURFACE & BRIDGE	NHS	9,947,560	9,947,560	0	0	0	0
1024	TH 14	8103-57	MNDOT	FROM 8TH ST NW TO 2ND ST NW & 2ND ST NE TO 11TH ST SE IN WASECA, MILL & OVERLAY (ASSOC. 8101-40)	1.3	RX	MILL AND OVERLAY	SF	386,793	0	0	0	386,793	0
1025	TH 15	4603-42	MNDOT	IOWA BORDER TO SOUTH LIMITS OF CITY OF FAIRMONT, MILL & OVERLAY	9.5	RS	MILL AND OVERLAY	STP	2,369,231	1,869,081	0	0	500,150	0
1026	TH 15	5204-25	MNDOT	**ELLA** FROM NEW ULM TO WINTHROP, BITUMINOUS OVERLAY ON CONCRETE (ASSOC. 7202-20)	16.8	RX	BITUMINOUS OVERLAY	SF	535,045	0	0	0	535,045	0
1027	TH 22	7208-33	MNDOT	**ADA** UPGRADE PEDESTRIAN CURB RAMPS IN NEW AUBURN & DARFUR (ASSOC. 8307-10)	0.0	SC	CURB RAMPS	STP	74,900	59,920	0	0	14,980	0
1028	TH 30	0706-27	MNDOT	FROM THE EAST EDGE OF AMBOY TO THE WEST EDGE OF MAPLETON, RECLAIM	10.2	RD	BITUMINOUS RECLAMATION	FFM	5,521,700	4,417,360	0	0	1,104,340	0
1029	TH 59	5304-33	MNDOT	FRONTAGE ROAD ALIGNMENT/SIGNAL AT TH 59 RYAN'S ROAD, WORTHINGTON	0.3	RC	TRAFFIC SIGNAL INST.	STP	612,500	490,000	0	0	122,500	0

Seq #	Route System	Project Number	Agency	Description	Miles	Program	Type of Work	Proposed Funds	Total	FHWA	AC	FTA	TH	Other
1029	TH 59	5304-33L	MNDOT	FRONTAGE ROAD ALIGNMENT/SIGNAL AT TH 59 RYAN'S ROAD, WORTHINGTON (LOCAL SHARE & MATCH FOR FED \$)(177-118-01)	0.3	RC	TRAFFIC SIGNAL INST.	LF	252,500	0	0	0	0	252,500
1029	TH 59	5304-33S	MNDOT	FRONTAGE ROAD ALIGNMENT/SIGNAL AT TH 59 RYAN'S ROAD, WORTHINGTON	0.3	SH	TRAFFIC SIGNAL INST.	HSIP	250,000	225,000	0	0	25,000	0
1030	TH 60	3204-64	MNDOT	**ELLA** I90 TO WILDER - EB MILL & OVERLAY	18.9	RS	MILL AND OVERLAY	NHS	5,419,035	4,257,948	0	0	1,064,487	96,600
1031	TH 60	5305-53008	MNDOT	**BP08** REPLACE UPRR BRIDGE #5466 WITH BR#53008 IN WORTHINGTON	0.0	BR	BRIDGE REPLACEMENT	BF	6,000,000	0	0	0	0	6,000,000
1032	TH 60	5305-56	MNDOT	**BP08** RECONSTRUCT AS FOUR LANE EXPRESSWAY FROM 2400' NE OF CSAH 4 TO PAUL AVE IN WORTHINGTON	5.8	MC	GRADE AND SURFACE	BF	17,808,650	0	0	0	0	17,808,650
1033	TH 60	5305-58	MNDOT	**BP08** RECONSTRUCT AS FOUR LANE EXPRESSWAY FROM PAUL AVE TO 1100' PAST CSAH 35	2.5	MC	GRADE AND SURFACE	BF	28,824,000	0	0	0	0	28,824,000
1034	TH 60	5305-62	MNDOT	**BP08** DETOUR SIGNING FOR SP 5305-56 & 5305-58, INFORMATION CENTER	8.3	MC	SIGNING	BF	407,080	0	0	0	0	407,080
1035	TH 66	0715-38	MNDOT	ALONG TH 66, 1000' SOUTH OF THE RED JACKET TRAIL, SLOPE FAILURE REPAIR	0.0	RX	EROSION REPAIR	SF	105,924	0	0	0	105,924	0
1036	TH 71	1705-11	MNDOT	**ELLA** REPLACE BR 6889 OVER W. FORK OF DES MOINES RIVER 1 MI SE OF JCT TH 71/TH 60	0.3	BR	BRIDGE REPLACEMENT	STP	1,542,440	1,233,952	0	0	308,488	0
1037	I 90	8827-87	MNDOT	PRAIRIE PASSAGE, GRASS PLANTINGS AT 3 I90 REST AREAS	0.0	EN	LANDSCAPING	TEA	405,368	324,294	0	0	81,074	0
1038	TH 999	8827-98	MNDOT	MITIGATION OF STORMWATER SEDIMENT RUNOFF - 8 SITES	0.0	EN	MISCELLANEOUS	TEA	365,800	292,640	0	0	73,160	0
1039	TH 999	8827-119	MNDOT	DISTRICTWIDE RUMBLE STRIPES ON TH 13, 19, 60 & 99	0.0	SH	MISCELLANEOUS	HSIP	493,000	443,700	0	0	49,300	0
1040	TH 999	8827-132	MNDOT	FURNISH & INSTALL HIGHWAY SIGNS DISTRICTWIDE	0.0	RX	SIGNING	SF	260,290	0	0	0	260,290	0
1041	TH 999	8827-139	MNDOT	4 LANE DIVIDED HIGHWAYS, GUARDRAIL SAFETY IMPROVEMENTS	0.0	SH	SAFETY TARGET	HSIP	930,000	837,000	0	0	93,000	0
1042	TH 999	8807-RW-11	MNDOT	DISTRICTWIDE SETASIDES - RIGHT OF WAY - 2011	0.0	RW	RIGHT OF WAY	SF	3,000,000	0	0	0	3,000,000	0
1043	TH 999	8807-SAS-11	MNDOT	DISTRICTWIDE SETASIDES - 2011	0.0	NA	MISCELLANEOUS	SF	6,049,223	0	0	0	6,049,223	0
									\$114,187,229	\$33,958,793	\$576,000	\$1,096,384	\$14,267,579	\$64,864,473

Seq #	Route System	Project Number	Agency	Description	Miles	Program	Type of Work	Proposed Funds	Total	FHWA	AC	FTA	TH	Other
1044	BB	TRF-0014-12	MNDOT	SECT 5311: COTTONWOOD CO TRANSIT OPERATING ASSISTANCE	0.0	OB	OPERATE BUS	FTA	127,308	0	0	33,596	0	93,712
1045	BB	TRF-0025-12	MNDOT	SECT 5311: CITY OF LESUEUR TRANSIT OPERATING ASSISTANCE	0.0	OB	OPERATE BUS	FTA	235,520	0	0	66,896	0	168,624
1046	BB	TRF-0028-12	MNDOT	SECT 5311: CITY OF MANKATO TRANSIT OPERATING ASSISTANCE	0.0	OB	OPERATE BUS	FTA	1,370,258	0	0	328,782	0	1,041,476
1047	BB	TRF-0046-12	MNDOT	SECT 5311: MARTIN CO TRANSIT OPERATING ASSISTANCE	0.0	OB	OPERATE BUS	FTA	570,764	0	0	143,190	0	427,574
1048	BB	TRF-0083-12	MNDOT	SECT 5311: WATONWAN CO TRANSIT OPERATING ASSISTANCE	0.0	OB	OPERATE BUS	FTA	238,703	0	0	52,836	0	185,867
1049	BB	TRF-0280-12	MNDOT	SECT 5311: BROWN CO TRANSIT OPERATING ASSISTANCE	0.0	OB	OPERATE BUS	FTA	667,730	0	0	196,618	0	471,112
1050	BB	TRF-2494-12	MNDOT	SECT 5311: SMOC/NOBLES TRANSIT OPERATING ASSISTANCE	0.0	OB	OPERATE BUS	FTA	307,661	0	0	79,698	0	227,963
1051	BB	TRF-2496-12	MNDOT	SECT 5311: CITY OF ST PETER TRANSIT OPERATING ASSISTANCE	0.0	OB	OPERATE BUS	FTA	265,225	0	0	60,680	0	204,545
1052	BB	TRF-3274-12	MNDOT	SECT 5311: FARIBAULT CO TRANSIT OPERATING ASSISTANCE	0.0	OB	OPERATE BUS	FTA	177,701	0	0	50,320	0	127,381
1053	BB	TRF-3331-12	MNDOT	SECT 5311: ROCK CO TRANSIT OPERATING ASSISTANCE	0.0	OB	OPERATE BUS	FTA	324,635	0	0	83,768	0	240,867
1054	BB	TRS-8807-12	MNDOT	TRANSIT SET ASIDE	0.0	TR	PURCHASE BUS	STP	400,000	320,000	0	0	0	80,000
1055	RR	22-00114	MNDOT	430TH AVE IN DELAVAN, FARIBAULT COUNTY, INSTALL GATES [FED \$ CAPPED]	0.0	SR	RR X-ING IMPROVEMENTS	RRS	177,778	160,000	0	0	0	17,778
1056	RR	22-00115	MNDOT	510TH AVE 2 MI E OF EASTON, FARIBAULT COUNTY, INSTALL GATES [FED \$ CAPPED]	0.0	SR	RR X-ING IMPROVEMENTS	RRS	177,778	160,000	0	0	0	17,778
1057	CSAH 12	007-612-011	BLUE EARTH COUNTY	CSAH 12 & TH 14 BRIDGE & RAMPS (LOCAL GOVERNMENT ADVANCE, 1M PER YEAR STARTING IN 2013 TO BE PAID BACK TO THE COUNTY) (TIED 0702-116)	0.0	BR	BRIDGE REMOVAL	LF	4,800,000	0	0	0	0	4,800,000
1058	CSAH 12	007-612-014	BLUE EARTH COUNTY	**MN258** CSAH 12 EXTENSION & TH 14 INTERCHANGE	0.0	MC	GRADE AND SURFACE	STP HPP	3,600,000	2,010,300	0	0	0	1,589,700
1059	TWN 183	032-599-089	JACKSON COUNTY	0.3 MI NORTH OF CSAH 18 (JACKSON CO), REPLACE BR 2628 (AC PAYBACK IN 2013) FED \$ CAPPED	0.0	BR	BRIDGE REPLACEMENT	BROS	435,000	150,000	198,000	0	0	285,000
1060	CSAH 29	032-629-042	JACKSON COUNTY	CSAH 8 TO CSAH 14 (JACKSON CO), OVERLAY & SHOULDER WORK (FED \$ CAPPED)	4.0	RS	BITUMINOUS OVERLAY	STP	2,437,700	1,326,500	0	0	0	1,111,200

Seq #	Route System	Project Number	Agency	Description	Miles	Program	Type of Work	Proposed Funds	Total	FHWA	AC	FTA	TH	Other
1061	PED/BIKE	053-610-008	NOBLES COUNTY	ALONG CSAH 10 FROM INT. OF CSAH 10 & CSAH 35 TO 1.47 MI SOUTH (OLSON PARK), CONSTRUCT WEST WORTHINGTON TRAIL FOR PEDS & BIKES (FED \$ CAPPED)	1.5	EN	PEDESTRIAN BIKE TRAIL	TEA	729,997	400,000	0	0	0	329,997
1062	PED/BIKE	067-090-005	ROCK COUNTY	UNDERPASS OF TH 75 IN LUVERNE, ALONG CSAH 5	0.1	EN	PEDESTRIAN BIKE BRIDGE	TEA	343,020	274,416	0	0	0	68,604
1063	CSAH 8	067-608-009	ROCK COUNTY	0.2 MI WEST OF CSAH 3 (ROCK CO), REPLACE BR 92760 (FED \$ CAPPED)	0.0	BR	BRIDGE REPLACEMENT	BROS	348,000	200,000	0	0	0	148,000
1064	PED/BIKE	072-090-001	SIBLEY	GAYLORD TRAIL, PHASE II AROUND CITY STORM POND TO TH 5/19 & TO LINCOLN AVE THEN TO S EDGE GAME PROTECTIVE LEAGUE	2.0	EN	PEDESTRIAN BIKE TRAIL	TEA	438,970	260,130	0	0	0	178,840
1065	MSAS 126	165-126-005	ST PETER	DAVIS ST TO TH 22 REALIGNMENT OF N WASHINGTON AVE IN ST PETER (NICOLLET CO) (FED \$ CAPPED)	0.0	MC	GRADE AND SURFACE	STP	3,027,172	460,000	0	0	0	2,567,172
1066	PED/BIKE	177-090-005	WORTHINGTON	FROM CENNTENIAL PARK AT THE INT OF CSAH 25 & CSAH 35 TO WORTHINGTON MIDDLE SCHOOL AT THE INT OF CSAH 10 & CSAH 35, CONSTRUCT WORTHINGTON TRAIL FOR PEDS & BIKES	0.8	EN	PEDESTRIAN BIKE TRAIL	TEA	491,290	342,200	0	0	0	149,090
1067	TH 4	8302-33	MNDOT	7.2 MI N. OF ST JAMES OVER WATONWAN RIVER & 5.9 MI N. OF ST JAMES OVER DITCH (WATONWAN CO), REPLACE BRS 8832, 6762, 6786	1.6	BR	BRIDGE REPLACEMENT	STP	2,339,900	1,871,920	0	0	467,980	0
1068	TH 14	8103-56	MNDOT	**ELLA** FINAL LANDSCAPING & SEEDING AT THE TH 14 & WASECA COUNTY CSAH 3 INTERCHANGE AT JANESVILLE	10.0	RB	LANDSCAPING	NHS	200,000	160,000	0	0	40,000	0
1069	TH 14	8103-56	MNDOT	**MN002** **ELLA** FROM WASECA TO OWATONNA, FINAL LANDSCAPING & SEEDING	10.0	RB	LANDSCAPING	HPP	564,113	451,290	0	0	112,823	0
1070	TH 22	0704-86	MNDOT	**ELLA** BANK STABILIZATION ALONG LE SUEUR RIVER IN BLUE EARTH CO	0.0	DR	EROSION REPAIR	SF	540,800	0	0	0	540,800	0
1071	TH 22	4306-15	MNDOT	**ELLA**FROM N. CITY LIMITS OF GAYLORD TO S. OF JCT. TH 212 IN SIBLEY CO MILL & OVERLAY	11.5	RS	MILL AND OVERLAY	STP	2,850,000	2,280,000	0	0	570,000	0
1072	TH 30	0705-19	MNDOT	**ELLA** FROM THE BLUE EARTH/WATONWAN COUNTY LINE TO THE BLUE EARTH RIVER, CONCRETE PAVEMENT REHAB (TIED 0708-34)	8.5	RD	BITUMINOUS OVERLAY	STP	1,310,300	1,048,240	0	0	262,060	0
1073	TH 30	1702-10	MNDOT	**ELLA** 8.7 MI E. OF JCT TH 71 OVER WATONWAN RIVER, W. OF DARFUR IN COTTONWOOD CO, REPLACE BR 5834	0.0	BR	BRIDGE REPLACEMENT	SF	859,900	0	0	0	859,900	0
1074	TH 60	0708-34	MNDOT	**ELLA** IN LAKE CRYSTAL FROM 0.4 MI W OF S JCT CSAH 20 TO 0.3 MI E OF N JCT CSAH 20, CONCRETE REHAB (TIED 0705-19)	1.6	RD	CONCRETE PAVEMENT REHAB	NHS	726,800	581,440	0	0	145,360	0

ATP: 7
 Fiscal Year: 2012

STIP for FY 2011-2014

Seq #	Route System	Project Number	Agency	Description	Miles	Program	Type of Work	Proposed Funds	Total	FHWA	AC	FTA	TH	Other
1075	TH 60	5305-59	MNDOT	**BPO8** RECONSTRUCT AS FOUR LANE EXPRESSWAY FROM 1100' PAST CSAH 35 TO I90 IN WORTHINGTON	1.0	MC	GRADE AND SURFACE	BF	28,604,100	0	0	0	0	28,604,100
1076	TH 83	0711-26	MNDOT	**ELLA** FROM JCT. TH 30 TO TH 22, RECLAIM, MILL & OVERLAY	23.4	RD	BITUMINOUS RECLAMATION	STP	8,510,000	6,808,000	0	0	1,702,000	0
1077	TH 169	0708-35	MNDOT	FROM CO RD 115 (CRAY CORNER) TO NORTH STAR BRIDGE IN MANKATO, MILL & OVERLAY	7.5	RS	MILL AND OVERLAY	STP	7,182,000	5,745,600	0	0	1,436,400	0
1078	TH 169	0712-40	MNDOT	FROM NORTH OF WINNEBAGO TO JCT OF TH 60, CPR	23.1	RD	CONCRETE PAVEMENT REHAB	STP	2,000,000	1,600,000	0	0	400,000	0
1079	TH 169	5212-26	MNDOT	AT THE INTERCHANGE OF TH 14 & TH 169, CONSTRUCT MEDIAN ACCELERATION LANE	0.4	SH	GRADE AND SURFACE	HSIP	450,000	405,000	0	0	45,000	0
1080	TH 258	0809-12	MNDOT	REPLACE BR 6535 OVER COTTONWOOD RIVER, 2.2 MI S OF JCT TH 14 NEAR COMFREY	9.5	BR	BRIDGE REPLACEMENT	STP	2,780,900	2,224,720	0	0	556,180	0
1081	TH 270	6706-13	MNDOT	**ELLA** 1.2 MI E. OF HILLS OVER MUD CREEK IN ROCK CO, REPLACE BR 6821	0.0	BR	BRIDGE REPLACEMENT	STP	1,037,600	830,080	0	0	207,520	0
1082	TH 999	8827-141	MNDOT	INSTALL RUMBLE STRIPES & GROOVED-IN WET-REFLECTIVE EDGELINE STRIPING ON TH 14, 15, 59 & 99	0.0	SH	STRIPING	HSIP	425,000	382,500	0	0	42,500	0
1083	TH 999	8807-RW-12	MNDOT	DISTRICTWIDE SETASIDES - RIGHT OF WAY - 2012	0.0	RW	RIGHT OF WAY	SF	4,000,000	0	0	0	4,000,000	0
1084	TH 999	8807-SAS-12	MNDOT	DISTRICTWIDE SETASIDES - 2012	0.0	NA	MISCELLANEOUS	SF	7,800,000	0	0	0	7,800,000	0
									\$93,873,623	\$30,452,336	\$198,000	\$1,096,384	\$19,188,523	\$43,136,380

Seq #	Route System	Project Number	Agency	Description	Miles	Program	Type of Work	Proposed Funds	Total	FHWA	AC	FTA	TH	Other
1085	BB	TRF-0014-13	MNDOT	SECT 5311: COTTONWOOD CO TRANSIT OPERATING ASSISTANCE	0.0	OB	OPERATE BUS	FTA	131,127	0	0	33,596	0	97,531
1086	BB	TRF-0025-13	MNDOT	SECT 5311: CITY OF LESUEUR TRANSIT OPERATING ASSISTANCE	0.0	OB	OPERATE BUS	FTA	242,585	0	0	66,896	0	175,689
1087	BB	TRF-0028-13	MNDOT	SECT 5311: CITY OF MANKATO TRANSIT OPERATING ASSISTANCE	0.0	OB	OPERATE BUS	FTA	1,411,366	0	0	328,782	0	1,082,584
1088	BB	TRF-0046-13	MNDOT	SECT 5311: MARTIN CO TRANSIT OPERATING ASSISTANCE	0.0	OB	OPERATE BUS	FTA	587,887	0	0	143,190	0	444,697
1089	BB	TRF-0083-13	MNDOT	SECT 5311: WATONWAN CO TRANSIT OPERATING ASSISTANCE	0.0	OB	OPERATE BUS	FTA	245,864	0	0	52,836	0	193,028
1090	BB	TRF-0280-13	MNDOT	SECT 5311: BROWN CO TRANSIT OPERATING ASSISTANCE	0.0	OB	OPERATE BUS	FTA	687,762	0	0	196,618	0	491,144
1091	BB	TRF-2494-13	MNDOT	SECT 5311: SMOC/NOBLES TRANSIT OPERATING ASSISTANCE	0.0	OB	OPERATE BUS	FTA	316,891	0	0	79,698	0	237,193
1092	BB	TRF-2496-13	MNDOT	SECT 5311: CITY OF ST PETER TRANSIT OPERATING ASSISTANCE	0.0	OB	OPERATE BUS	FTA	273,182	0	0	60,680	0	212,502
1093	BB	TRF-3274-13	MNDOT	SECT 5311: FARIBAULT CO TRANSIT OPERATING ASSISTANCE	0.0	OB	OPERATE BUS	FTA	183,032	0	0	50,320	0	132,712
1094	BB	TRF-3331-13	MNDOT	SECT 5311: ROCK CO TRANSIT OPERATING ASSISTANCE	0.0	OB	OPERATE BUS	FTA	334,374	0	0	83,768	0	250,606
1095	BB	TRS-8807-13	MNDOT	TRANSIT SET ASIDE	0.0	TR	PURCHASE BUS	STP	400,000	320,000	0	0	0	80,000
1096	CSAH 4	022-604-013	FARIBAULT COUNTY	0.6 MI E OF JCT TH 169, REPLACE BRIDGE 92291	0.0	BR	BRIDGE REPLACEMENT	BROS	535,500	428,400	0	0	0	107,100
1097	PED/BIKE	032-090-007	JACKSON COUNTY	LOON LAKE TRAIL IN JACKSON CO, PHASE 3	1.2	EN	PEDESTRIAN BIKE TRAIL	TEA	203,344	162,675	0	0	0	40,669
1098	TWN 183	032-599-089AC	JACKSON COUNTY	0.3 MI NORTH OF CSAH 18 (JACKSON CO), REPLACE BR 2628 (AC PAYBACK 1 OF 1)	0.0	BR	BRIDGE REPLACEMENT	BROS	198,000	198,000	0	0	0	0
1099	PED/BIKE	040-090-001	LE SUEUR COUNTY	TRAIL IN THE CITY OF LE SUEUR, ALONG KINGSWAY DRIVE & BORIGHT STREET CONNECTING WITH A DIRT TRAIL & EXISTING SIDEWALK	1.7	EN	PEDESTRIAN BIKE TRAIL	TEA	275,162	220,129	0	0	0	55,033
1100	CSAH 29 & 2	040-629-006	LE SUEUR COUNTY	FROM CSAH 28 TO TH 13/21, WIDEN PAVEMENT & OVERLY, CIR & TILE	5.5	RD	MILL AND OVERLAY	STP	1,424,000	1,326,000	0	0	0	98,000
1101	CSAH 5	052-605-061	NICOLLET COUNTY	FROM CSAH 40 TO 357TH AVE, RECONSTRUCT ROADWAY	1.2	MC	GRADE AND SURFACE	STP	1,680,000	1,326,000	0	0	0	354,000

Seq #	Route System	Project Number	Agency	Description	Miles	Program	Type of Work	Proposed Funds	Total	FHWA	AC	FTA	TH	Other
1102	PED/BIKE	072-090-002	SIBLEY	BRIDGES FOR PRAIRIE LINE TRAIL, ALONG CO RD 166 (PHASE 2A)	0.0	EN	PEDESTRIAN BIKE BRIDGE	TEA	616,000	400,000	0	0	0	216,000
1103	CITY	150-020-005AC	NORTH MANKATO	EXTENSION OF ROCKFORD ROAD & HOWARD DRIVE, FROM CSAH 6 TO CARLSON DR & CARLSON DR FROM CSAH 41 TO CARLSON DR - NEW CONSTRUCTION (AC PAYBACK 1 OF 1)	0.0	MC	GRADE AND SURFACE	STP	576,000	576,000	0	0	0	0
1104	RR	40-00105	MNDOT	DIVISION ST, MUN 3 IN LESUEUR, INSTALL GATES	0.0	SR	RR X-ING IMPROVEMENTS	RRS	356,000	320,000	0	0	0	36,000
1105	TH 13	8102-25	MNDOT	FROM 4TH ST NW TO 375TH AVE IN WASECA, MILL & OVERLAY	1.7	RS	MILL AND OVERLAY	SF	1,069,400	0	0	0	1,069,400	0
1106	TH 14	0702-116	MNDOT	CSAH 12 & TH 14 BRIDGE & RAMPS (PAYBACK TO COUNTY 1 OF 5) TIED 007-612-011	0.0	BR	NEW BRIDGE	STP	1,000,000	800,000	0	0	200,000	0
1107	TH 22	5205-31	MNDOT	4.4 MI NW OF TH 169 AT ST PETER, REHAB BR 4014	0.0	BI	BRIDGE REPAIR	SF	788,000	0	0	0	788,000	0
1108	TH 30	0705-21	MNDOT	FROM TH 15 TO 3 MI E & TH 169 TO 1.4 MI W, MILL & OVERLAY	4.3	RS	MILL AND OVERLAY	STP	1,830,000	1,464,000	0	0	366,000	0
1109	TH 30	8307-09	MNDOT	FROM DARFUR TO TH 4, MILL & OVERLAY	9.9	RS	MILL AND OVERLAY	STP	2,970,000	2,376,000	0	0	594,000	0
1110	TH 60	8308-44	MNDOT	FROM 3.554 MI E OF THE WATONWAN COUNTY LINE TO WEST OF ST JAMES (AC PROJECT, PAYBACK IN 2014)	5.2	MC	GRADE AND SURFACE	NHS	10,000,000	5,986,200	10,069,000	0	4,013,800	0
1111	TH 68	0710-30	MNDOT	**ELLA** 0.1 MI W OF JCT TH 169 AT MANKATO, REPLACE BRIDGE 5513	0.0	BR	BRIDGE REPLACEMENT	STP	936,000	749,000	0	0	187,000	0
1112	TH 75	5905-23	MNDOT	0.9 MI SOUTH OF TROSKY, REPLACE BRIDGE 8363	0.0	BR	BRIDGE REPLACEMENT	STP	456,000	365,000	0	0	91,000	0
1113	TH 75	5905-24	MNDOT	2.5 MI SOUTH OF TROSKY, REPLACE BRIDGE 6315	0.0	BR	BRIDGE REPLACEMENT	STP	1,054,000	843,000	0	0	211,000	0
1114	TH 86	3207-09	MNDOT	FROM THE IOWA BORDER TO I90, MILL & OVERLAY	9.7	RS	MILL AND OVERLAY	STP	2,440,000	1,952,000	0	0	488,000	0
1115	TH 169	2207-32	MNDOT	RECONSTRUCT IN BLUE EARTH (FARIBAULT CO) FROM S LIMITS AT 14TH ST N TO JCT CSAH 6, ROUNDABOUT (AC PROJECT, PAYBACK IN 2014)	3.5	RC	GRADE AND SURFACE	STP	5,640,000	4,000,000	2,560,000	0	1,640,000	0
1116	TH 999	8827-97	MNDOT	VARIOUS BRIDGES ON TH 22 & I 90, BRIDGE PAINTING	0.0	BI	PAINT BRIDGE	STP	1,711,000	1,369,000	0	0	342,000	0
1117	LOCAL 999	8807-EN-13	LOCAL	SETASIDE FOR ENHANCEMENT PROJECTS - 2013	0.0	EN	ENHANCEMENT	TEA	349,839	279,871	0	0	0	69,968

ATP: 7
 Fiscal Year: 2013

STIP for FY 2011-2014

Seq #	Route System	Project Number	Agency	Description	Miles	Program	Type of Work	Proposed Funds	Total	FHWA	AC	FTA	TH	Other
1118	TH 999	8807-RW-13	MNDOT	DISTRICTWIDE SETASIDES - RIGHT OF WAY - 2013	0.0	RW	RIGHT OF WAY	SF	2,000,000	0	0	0	2,000,000	0
1119	TH 999	8807-SAS-13	MNDOT	DISTRICTWIDE SETASIDES - 2013	0.0	NA	MISCELLANEOUS	STP	8,400,000	640,000	0	0	7,760,000	0
1120	LOCAL 999	8807-SHL-13	LOCAL	SETASIDE FOR LOCAL HSIP PROJECTS - 2013	0.0	SH	SAFETY TARGET	HSIP	804,445	724,000	0	0	0	80,445
1121	TH 999	8807-SHS-13	MNDOT	DISTRICTWIDE SETASIDES - MNDOT HSIP PROJECTS	0.0	SH	SAFETY TARGET	HSIP	500,000	450,000	0	0	50,000	0
									\$52,626,760	\$27,275,275	\$12,629,000	\$1,096,384	\$19,800,200	\$4,454,901

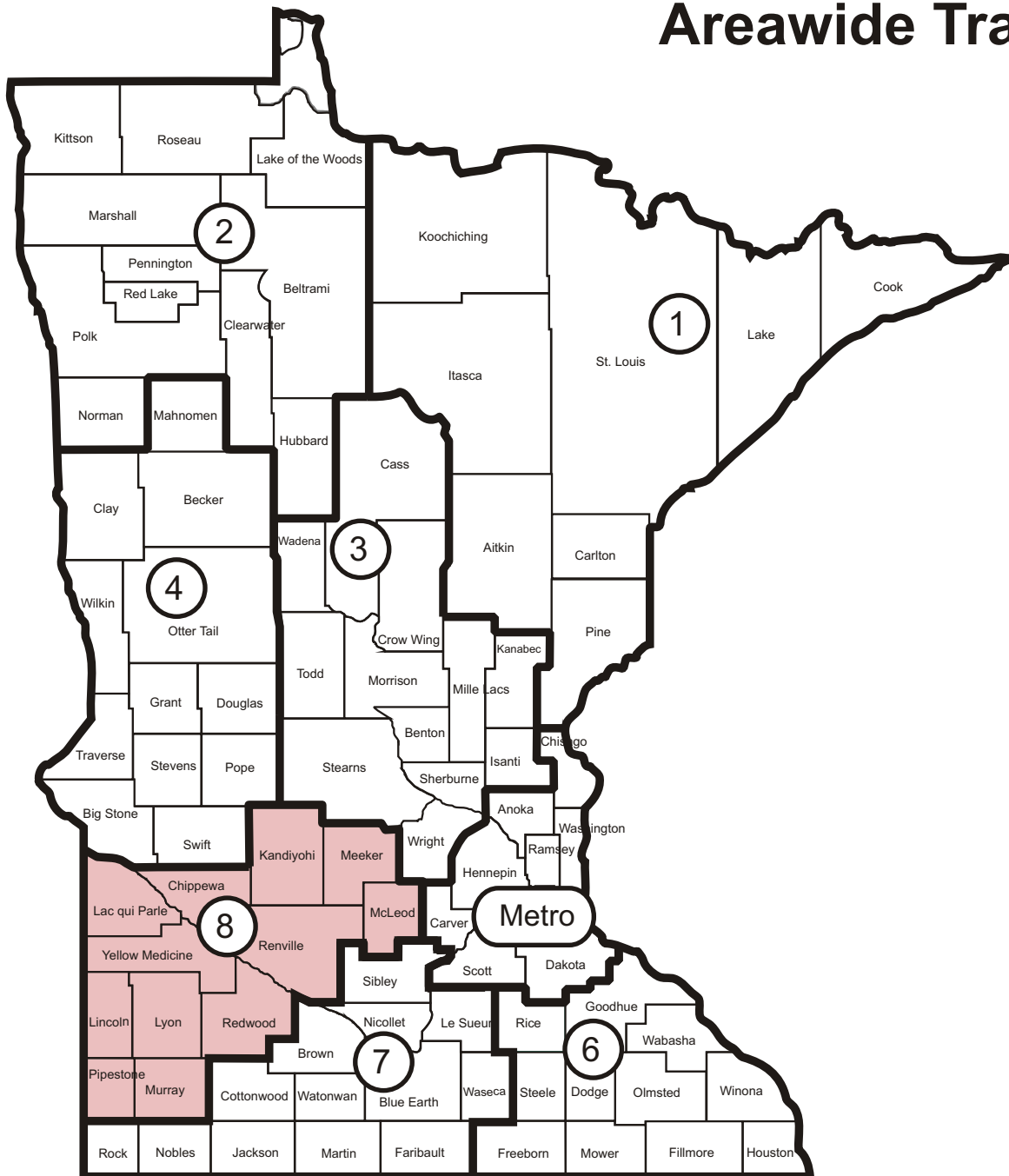
Seq #	Route System	Project Number	Agency	Description	Miles	Program	Type of Work	Proposed Funds	Total	FHWA	AC	FTA	TH	Other
1122	BB	TRF-0014-14	MNDOT	SECT 5311: COTTONWOOD CO TRANSIT OPERATING ASSISTANCE	0.0	OB	OPERATE BUS	FTA	135,061	0	0	33,596	0	101,465
1123	BB	TRF-0025-14	MNDOT	SECT 5311: CITY OF LESUEUR TRANSIT OPERATING ASSISTANCE	0.0	OB	OPERATE BUS	FTA	249,863	0	0	66,896	0	182,967
1124	BB	TRF-0028-14	MNDOT	SECT 5311: CITY OF MANKATO TRANSIT OPERATING ASSISTANCE	0.0	OB	OPERATE BUS	FTA	1,453,707	0	0	328,782	0	1,124,925
1125	BB	TRF-0046-14	MNDOT	SECT 5311: MARTIN CO TRANSIT OPERATING ASSISTANCE	0.0	OB	OPERATE BUS	FTA	605,524	0	0	143,190	0	462,334
1126	BB	TRF-0083-14	MNDOT	SECT 5311: WATONWAN CO TRANSIT OPERATING ASSISTANCE	0.0	OB	OPERATE BUS	FTA	253,239	0	0	52,836	0	200,403
1127	BB	TRF-0280-14	MNDOT	SECT 5311: BROWN CO TRANSIT OPERATING ASSISTANCE	0.0	OB	OPERATE BUS	FTA	708,395	0	0	196,618	0	511,777
1128	BB	TRF-2494-14	MNDOT	SECT 5311: SMOC/NOBLES TRANSIT OPERATING ASSISTANCE	0.0	OB	OPERATE BUS	FTA	326,398	0	0	79,698	0	246,700
1129	BB	TRF-2496-14	MNDOT	SECT 5311: CITY OF ST PETER TRANSIT OPERATING ASSISTANCE	0.0	OB	OPERATE BUS	FTA	281,377	0	0	60,680	0	220,697
1130	BB	TRF-3274-14	MNDOT	SECT 5311: FARIBAULT CO TRANSIT OPERATING ASSISTANCE	0.0	OB	OPERATE BUS	FTA	188,523	0	0	50,320	0	138,203
1131	BB	TRF-3331-14	MNDOT	SECT 5311: ROCK CO TRANSIT OPERATING ASSISTANCE	0.0	OB	OPERATE BUS	FTA	344,406	0	0	83,768	0	260,638
1132	BB	TRS-8807-14	MNDOT	TRANSIT SET ASIDE	0.0	TR	PURCHASE BUS	STP	400,000	320,000	0	0	0	80,000
1133	RR	07-00121	MNDOT	INDUSTRIAL ROAD/CSAH 12 IN MANKATO, INSTALL GATES	0.0	SR	RR X-ING IMPROVEMENTS	RRS	375,000	337,500	0	0	0	37,500
1134	CSAH 30	008-630-003	BROWN COUNTY	FROM WEST COUNTY LINE TO TH 4, RECONDITION	6.7	RD	RECONDITION	STP	2,106,000	1,326,000	0	0	0	780,000
1135	PED/BIKE	032-090-009	JACKSON COUNTY	OLD MILL TRAIL, FROM PLEASANTVIEW ELEMENTARY SCHOOL TO COLONIAL AVENUE	1.5	EN	PEDESTRIAN BIKE TRAIL	TEA	373,856	299,085	0	0	0	74,771
1136	TWN 42	067-599-157	ROCK COUNTY	REPLACE BRIDGE #898 ON TWP RD 42 IN BEAVER CREEK TWP	0.0	BR	BRIDGE REPLACEMENT	BROS	374,400	299,520	0	0	0	74,880
1137	CSAH 4	067-604-026	ROCK COUNTY	FROM SOUTH DAKOTA STATE LINE TO CSAH 6, RECONDITION	5.9	RD	RECONDITION	STP	2,808,000	1,326,000	0	0	0	1,482,000
1138	PED/BIKE	072-090-003	SIBLEY	PRAIRIE LINE TRAIL ALONG CO RD 166 TO ARLINGTON SPORTSMAN PARK & TO SOUTH OF HIGH ISLAND CREEK (PHASE 2B)	1.5	EN	PEDESTRIAN BIKE TRAIL	TEA	585,000	400,000	0	0	0	185,000

ATP: 7
 Fiscal Year: 2014

STIP for FY 2011-2014

Seq #	Route System	Project Number	Agency	Description	Miles	Program	Type of Work	Proposed Funds	Total	FHWA	AC	FTA	TH	Other
1139	MSAS 122	148-122-003	NEW ULM	FROM TH 14 TO CSAH 29, CONSTRUCT NEW ROAD MSAS 122	0.6	MC	GRADE AND SURFACE	STP	1,196,190	576,000	0	0	0	620,190
1140	TH 5	7201-44	MNDOT	FROM 1ST STREET IN GAYLORD TO WEST CHANDLER STREET IN ARLINGTON, MILL & OVERLAY	7.9	RS	MILL AND OVERLAY	STP	2,840,000	2,272,000	0	0	568,000	0
1141	TH 14	0702-116	MNDOT	CSAH 12 & TH 14 BRIDGE & RAMPS (PAYBACK TO COUNTY 2 OF 5) TIED 007-612-011	0.0	BR	NEW BRIDGE	STP	1,000,000	800,000	0	0	200,000	0
1142	TH 60	8308-44AC	MNDOT	FROM 3.554 MI E OF THE WATONWAN COUNTY LINE TO WEST OF ST JAMES (AC PAYBACK 1 OF 1)	5.2	MC	GRADE AND SURFACE	NHS	10,069,000	10,069,000	0	0	0	0
1143	TH 99	4008-25	MNDOT	**ELLA** REPLACE BRIDGE #4930 OVER THE MN RIVER IN ST. PETER	0.5	BR	BRIDGE REPLACEMENT	STP	30,000,000	24,000,000	0	0	6,000,000	0
1144	TH 169	2207-32AC	MNDOT	RECONSTRUCT IN BLUE EARTH (FARIBAULT CO) FROM S LIMITS AT 14TH ST N TO JCT CSAH 6, ROUNDABOUT (AC PAYBACK 1 OF 1)	3.5	RC	GRADE AND SURFACE	STP	2,560,000	2,560,000	0	0	0	0
1145	TH 60	8807-GAP-14	MNDOT	SETASIDE FOR TH 60 GAPS - 2014	0.0	MC	GRADE AND SURFACE	BF	3,000,000	0	0	0	0	3,000,000
1146	TH 999	8807-RW-14	MNDOT	DISTRICTWIDE SETASIDES - RIGHT OF WAY - 2014	0.0	RW	RIGHT OF WAY	SF	2,000,000	0	0	0	2,000,000	0
1147	TH 999	8807-SAS-14	MNDOT	DISTRICTWIDE SETASIDES - 2014	0.0	NA	MISCELLANEOUS	STP	14,400,000	2,640,000	0	0	11,760,000	0
1148	TH 999	8807-SHS-14	MNDOT	DISTRICTWIDE SETASIDES - MNDOT HSIP PROJECTS	0.0	SH	SAFETY TARGET	HSIP	490,000	441,000	0	0	49,000	0
1149	LOCAL 999	8807-BROS-14	LOCAL	SETASIDE FOR BRIDGE OFF SYSTEM - 2014	0.0	BR	PEDESTRIAN BIKE TRAIL	BROS	63,100	50,480	0	0	0	12,620
1150	LOCAL 999	8807-EN-14	LOCAL	SETASIDE FOR ENHANCEMENT PROJECTS - 2014	0.0	EN	ENHANCEMENT	TEA	251,144	200,915	0	0	0	50,229
1151	LOCAL 999	8807-SHL-14	LOCAL	SETASIDE FOR LOCAL HSIP PROJECTS - 2014	0.0	SH	ENHANCEMENT	HSIP	804,445	724,000	0	0	0	80,445
									\$80,242,628	\$48,641,500	\$0	\$1,096,384	\$20,577,000	\$9,927,744

Areawide Transportation Partnership (ATP) Boundaries



DISTRICT 8
Transportation District Engineer
Jon Huseby
(320) 231-5497
2505 Transportation Road
Willmar, Minnesota 56201

General Information: (320) 231-5195
1-800-657-3792
FAX: (320) 214-6305

Seq #	Route System	Project Number	Agency	Description	Miles	Program	Type of Work	Proposed Funds	Total	FHWA	AC	FTA	TH	Other
1152	BB	TRF-0026-11	MNDOT	SECT 5311: LINCOLN CO TRANSIT OPERATING ASSISTANCE	0.0	OB	OPERATE BUS	FTA	180,044	0	0	55,426	0	124,618
1153	BB	TRF-0032-11	MNDOT	SECT 5311: CITY OF MONTEVIDEO TRANSIT OPERATING ASSISTANCE	0.0	OB	OPERATE BUS	FTA	125,660	0	0	28,490	0	97,170
1154	BB	TRF-1738-11	MNDOT	SECT 5311: PRAIRIE FIVE CAC TRANSIT OPERATING ASSISTANCE	0.0	OB	OPERATE BUS	FTA	677,431	0	0	181,189	0	496,242
1155	BB	TRF-2387-11	MNDOT	SECT 5311: WESTERN COMMUNITY ACTION, INC TRANSIT OPERATING ASSISTANCE	0.0	OB	OPERATE BUS	FTA	1,251,450	0	0	283,050	0	968,400
1156	BB	TRF-2486-11	MNDOT	SECT 5311: CITY OF DAWSON TRANSIT OPERATING ASSISTANCE	0.0	OB	OPERATE BUS	FTA	76,426	0	0	20,535	0	55,891
1157	BB	TRF-2488-11	MNDOT	SECT 5311: CITY OF GRANITE FALLS TRANSIT OPERATING ASSISTANCE	0.0	OB	OPERATE BUS	FTA	97,644	0	0	25,826	0	71,818
1158	BB	TRF-3312-11	MNDOT	SECT 5311: MEEKER CO TRANSIT OPERATING ASSISTANCE	0.0	OB	OPERATE BUS	FTA	415,090	0	0	52,910	0	362,180
1159	BB	TRF-3316-11	MNDOT	SECT 5311: PIPESTONE CO TRANSIT OPERATING ASSISTANCE	0.0	OB	OPERATE BUS	FTA	336,295	0	0	94,905	0	241,390
1160	BB	TRF-3325-11	MNDOT	SECT 5311: MURRAY CO TRANSIT OPERATING ASSISTANCE	0.0	OB	OPERATE BUS	FTA	91,361	0	0	27,269	0	64,092
1161	BB	TRF-3339-11	MNDOT	SECT 5311: RENVILLE CO TRANSIT OPERATING ASSISTANCE	0.0	OB	OPERATE BUS	FTA	320,845	0	0	69,005	0	251,840
1162	BB	TRF-7311-11	MNDOT	SECT 5311: TRAILBLAZER TRANSIT OPERATING ASSISTANCE	0.0	OB	OPERATE BUS	FTA	1,138,150	0	0	297,850	0	840,300
1163	BB	TRF-7340-11	MNDOT	SECT 5311: KANDIYOHI CO TRANSIT OPERATING ASSISTANCE	0.0	OB	OPERATE BUS	FTA	1,081,500	0	0	318,200	0	763,300
1164	BB	TRS-1075-11	MNDOT	KANDIYOHI CO, PURCHASE 1 BUS (CLASS 400)	0.0	TR	PURCHASE BUS	STP	66,000	52,800	0	0	0	13,200
1165	BB	TRS-2387-11	MNDOT	WESTERN COMMUNITY ACTION, PURCHASE 2 BUSES (CLASS 400)	0.0	TR	PURCHASE BUS	STP	132,000	105,600	0	0	0	26,400
1166	BB	TRS-2486-11	MNDOT	CITY OF DAWSON, PURCHASE 1 BUS (CLASS 400)	0.0	TR	PURCHASE BUS	STP	66,000	52,800	0	0	0	13,200
1167	BB	TRS-3301-11	MNDOT	TRAILBLAZER, PURCHASE 2 BUSES (CLASS 400)	0.0	TR	PURCHASE BUS	STP	132,000	105,600	0	0	0	26,400
1168	RR	12-00115	MNDOT	INSTALL GATES AT PALMER CREEK/GRANITE FALLS TWP	0.0	SR	RR X-ING IMPROVEMENTS	RRS	200,000	180,000	0	0	0	20,000

Seq #	Route System	Project Number	Agency	Description	Miles	Program	Type of Work	Proposed Funds	Total	FHWA	AC	FTA	TH	Other
1169	RR	87-00104	MNDOT	INSTALL GATES AT YELLOW MEDICINE CSAH 2 (170TH AVE), YELLOW MEDICINE CO	0.0	SR	RR X-ING IMPROVEMENTS	RRS	220,000	180,000	0	0	0	40,000
1170	CSAH 7	042-607-022	LYON COUNTY	INTERSECTION REVISIONS OF LYON CSAH 7 & COUNTRY CLUB DRIVE WITH TH 23, MARSHALL	0.3	RC	GRADE,SURFACE & BRIDGE	STP	750,000	675,000	0	0	0	75,000
1171	CSAH 999	043-070-004	MCLEOD COUNTY	RURAL INTERSECTION LIGHTING IN MCLEOD COUNTY & ITS ACTIVE WARNING SYSTEMS	0.0	SH	LIGHTING	HSIP	175,000	157,500	0	0	0	17,500
1172	CSAH 2	043-602-024AC	MCLEOD COUNTY	MILL & CONC OVERLAY, MCLEOD CSAH 3 TO MCLEOD CSAH 24(AC PAYBACK, 1 OF 1)	3.5	RD	CONCRETE OVERLAY	STP	288,027	288,027	0	0	0	0
1173	CSAH 27	047-627-007	MEEKER COUNTY	0.2 MI E OF MEEKER CSAH 19 (NEAR KINGSTON) TO MEEKER/WRIGHT CO LINE, GRADE & SURFACE	3.0	RC	GRADE AND SURFACE	STP	1,775,000	1,039,461	0	0	0	735,539
1174	LOCAL 999	059-070-003	PIPESTONE COUNTY	PIPESTONE COUNTY NO PASSING ZONE IMPROVEMENT PROJECT	0.0	SH	STRIPING	HSIP	88,875	79,988	0	0	0	8,887
1175	CSAH 11	065-611-044	RENVILLE COUNTY	RENVILLE CSAH 16 TO TH 4 (APPROX 6 MI N OF HECTOR), GRADING, AGG BASE, & SURFACE	3.0	RC	GRADE AND SURFACE	STP	1,500,000	1,088,205	0	0	0	411,795
1176	LOCAL 999	088-070-020	DISTRICTWIDE	COUNTY DISTRICT WIDE INTERSECTION IMPROVEMENT PROJECT	0.0	SH	GRADE AND SURFACE	HSIP	351,520	316,368	0	0	0	35,152
1177	LOCAL 999	088-070-023	MEEKER COUNTY	MEEKER & KANDIYOHI COUNTIES CHEVERON PLACEMENT	0.0	SH	STRIPING	HSIP	117,938	106,144	0	0	0	11,794
1178	MSAS 133	133-117-020	HUTCHINSON	GRADING, SURFACING, & TRAIL CONSTRUCTION, ROLLING OAKS LANE TO GOLF COURSE ROAD IN HUTCHINSON	0.7	RC	GRADE AND SURFACE	STP	1,150,000	920,000	0	0	0	230,000
1179	PED/BIKE	207-090-002	REDWOOD FALLS	REDWOOD FALLS TRAIL PROJECT II, FROM NORMANDALE STREET & CONNECT TO THE EXISTING TRAIL THAT GOES TO RACC SCHOOLS WHICH WAS CONSTRUCTED IN 2008	1.0	EN	PEDESTRIAN BIKE TRAIL	TEA	116,622	93,298	0	0	0	23,324
1180	PED/BIKE	226-090-001	GLENCOE	RECREATIONAL TRAIL, GLENCOE TO CSAH 1	1.0	EN	PEDESTRIAN BIKE TRAIL	TEA	276,702	221,362	0	0	0	55,340
1181	TH 4	4701-28	MNDOT	INSTALL SCHOOL SPEED ZONE SIGNS & FLASHING LIGHT NEAR THE HIGH SCHOOL IN GROVE CITY	0.7	SH	SIGNING	HSIP	30,000	27,000	0	0	3,000	0
1182	TH 9	3407-22	MNDOT	TH 23 TO FIRST AVE N IN NEW LONDON, MILL & OVERLAY	0.9	RS	MILL AND OVERLAY	SF	336,960	0	0	0	336,960	0
1183	TH 12	3403-67	MNDOT	6TH ST E TO 24TH ST SE IN WILLMAR, MILL TO CONCRETE & BIT OVERLAY	1.3	RS	MILL AND OVERLAY	SF	416,000	0	0	0	416,000	0
1184	TH 19	6403-31	MNDOT	\$\$\$ RESTORATION OF HISTORIC RETAINING WALL IN REDWOOD FALLS & GUARDRAIL	0.0	SC	HISTORIC PRESERVATION	ES	290,000	290,000	0	0	0	0

Seq #	Route System	Project Number	Agency	Description	Miles	Program	Type of Work	Proposed Funds	Total	FHWA	AC	FTA	TH	Other
1185	TH 23	1204-19	MNDOT	TH 212 TO TH 7, MAJOR CPR	13.5	RD	CONCRETE PAVEMENT REHAB	STP	3,055,734	2,444,587	0	0	611,147	0
1186	TH 23	3408-15AC1	MNDOT	W OF KANDIYOHI CSAH 6 TO W OF 263RD AVE (T-814), BUILD A BYPASS AROUND PAYNESVILLE (AC PAYBACK, 1 OF 2)	7.4	MC	GRADE,SURFACE & BRIDGE	NHS	12,569,089	12,569,089	0	0	0	0
1187	TH 23	8828-113	MNDOT	TH 71 TO END OF 4 LANE NEAR E JCT KANDIYOHI CSAH 31 (NEW LONDON), MICROSURFACING	5.5	PM	PREVENTIVE MAINTENANCE	SF	1,100,000	0	0	0	1,100,000	0
1188	TH 59	4209-24	MNDOT	N OF LYON CSAH 33 TO YELLOW MEDICINE CSAH 3, 1.5" OVERLAY	17.1	RS	BITUMINOUS PAVEMENT	SF	2,048,150	0	0	0	2,048,150	0
1189	TH 59	8703-22	MNDOT	**ELLA** - LYON/YELLOW MEDICINE CO LINE TO S LIMITS OF CLARKFIELD, SHOULDER WIDENING (TCSP FUNDING)	10.6	SC	SHOULDER WIDENING	FFM	1,051,279	841,023	0	0	210,256	0
1190	TH 71	6509-26	MNDOT	**NEGOTIATED CONTRACT** - CONCRETE REHAB WITH GRINDING FROM W. JCT. US 212 TO 500' N. OF JCT. US 212. FY 2011 SAS	0.1	RD	CONCRETE PAVEMENT REHAB	SF	64,797	0	0	0	64,797	0
1191	TH 212	4309-31	MNDOT	JCT CSAH 8 (BUFFALO LAKE) TO JCT TH 15 (BROWNTON), MILL & OVERLAY (2010 Budget)	12.3	RD	BITUMINOUS RECLAMATION	NHS	6,800,000	5,440,000	0	0	1,360,000	0
1192	TH 212	4309-32	MNDOT	JCT TH 15 (BROWNTON) TO W. JCT TH 22, RECLAMATION (2010 Budget)	8.2	RD	BITUMINOUS RECLAMATION	NHS	4,800,000	3,840,000	0	0	960,000	0
1193	TH 212	6511-38	MNDOT	0.1 MI. E. OF RENVILLE CSAH 16 TO RENVILLE CSAH 8 (BUFFALO LAKE), MILL & OVERLAY (2010 Budget)	7.6	RD	MILL AND OVERLAY	NHS	4,600,000	3,680,000	0	0	920,000	0
1194	TH 994-A	3419-08	MNDOT	MODIFY INTERSECTION AT JCT OF MN 994A & BUSINESS 71	0.4	SC	INTERSECTION MODIFICATION	SF	684,200	0	0	0	228,067	456,133
1195	TH 999	8828-117	MNDOT	**GOVERNOR INTIATIVE** DISTRICTWIDE SAFETY PROJECT FOR LOW COST RURAL SAFETY PROJECTS	0.0	SC	SAFETY TARGET	SF	500,000	0	0	0	500,000	0
1196	TH 999	8828-118	MNDOT	**ADA** UPGRADE SIGNALS TO APS ON US 212, US 59, & MN 68 IN OLIVIA, BIRD ISLAND, & MARSHALL	0.0	SC	SIGNALS	STP	128,400	102,720	0	0	25,680	0
1197	TH 999	8828-119	MNDOT	HIRE CONTRACTOR TO INSTALL SIGNS FOR DISTRICT 8'S ANNUAL SIGN CHANGEOVER	0.0	RX	SIGNING	SF	400,000	0	0	0	400,000	0
1198	TH 999	8828-121	MNDOT	CENTERLINE RUMBLE STRIPES DISTRICTWIDE	0.0	SH	STRIPING	HSIP	458,889	413,000	0	0	45,889	0
1199	TH 999	8808-RW-11	MNDOT	DISTRICTWIDE SETASIDES - RIGHT OF WAY - 2011	0.0	RW	RIGHT OF WAY	SF	600,000	0	0	0	600,000	0
1200	TH 999	8808-SAS-11	MNDOT	DISTRICTWIDE SETASIDES - 2011	0.0	NA	MISCELLANEOUS	SF	4,922,877	0	0	0	4,922,877	0

ATP: 8
Fiscal Year: 2011

STIP for FY 2011-2014

Seq #	Route System	Project Number	Agency	Description	Miles	Program	Type of Work	Proposed Funds	Total	FHWA	AC	FTA	TH	Other
								\$58,053,955	\$35,309,572	\$0	\$1,454,655	\$14,752,823	\$6,536,905	

Seq #	Route System	Project Number	Agency	Description	Miles	Program	Type of Work	Proposed Funds	Total	FHWA	AC	FTA	TH	Other
1201	BB	TRF-0026-12	MNDOT	SECT 5311: LINCOLN CO TRANSIT OPERATING ASSISTANCE	0.0	OB	OPERATE BUS	FTA	185,445	0	0	55,426	0	130,019
1202	BB	TRF-0032-12	MNDOT	SECT 5311: CITY OF MONTEVIDEO TRANSIT OPERATING ASSISTANCE	0.0	OB	OPERATE BUS	FTA	129,430	0	0	28,490	0	100,940
1203	BB	TRF-1738-12	MNDOT	SECT 5311: PRAIRIE FIVE CAC TRANSIT OPERATING ASSISTANCE	0.0	OB	OPERATE BUS	FTA	697,754	0	0	181,189	0	516,565
1204	BB	TRF-2387-12	MNDOT	SECT 5311: WESTERN COMMUNITY ACTION, INC TRANSIT OPERATING ASSISTANCE	0.0	OB	OPERATE BUS	FTA	1,288,994	0	0	283,050	0	1,005,944
1205	BB	TRF-2486-12	MNDOT	SECT 5311: CITY OF DAWSON TRANSIT OPERATING ASSISTANCE	0.0	OB	OPERATE BUS	FTA	78,719	0	0	20,535	0	58,184
1206	BB	TRF-2488-12	MNDOT	SECT 5311: CITY OF GRANITE FALLS TRANSIT OPERATING ASSISTANCE	0.0	OB	OPERATE BUS	FTA	100,573	0	0	25,826	0	74,747
1207	BB	TRF-3312-12	MNDOT	SECT 5311: MEEKER CO TRANSIT OPERATING ASSISTANCE	0.0	OB	OPERATE BUS	FTA	427,543	0	0	52,910	0	374,633
1208	BB	TRF-3316-12	MNDOT	SECT 5311: PIPESTONE CO TRANSIT OPERATING ASSISTANCE	0.0	OB	OPERATE BUS	FTA	346,384	0	0	94,905	0	251,479
1209	BB	TRF-3325-12	MNDOT	SECT 5311: MURRAY CO TRANSIT OPERATING ASSISTANCE	0.0	OB	OPERATE BUS	FTA	94,102	0	0	27,269	0	66,833
1210	BB	TRF-3339-12	MNDOT	SECT 5311: RENVILLE CO TRANSIT OPERATING ASSISTANCE	0.0	OB	OPERATE BUS	FTA	330,470	0	0	69,005	0	261,465
1211	BB	TRF-7311-12	MNDOT	SECT 5311: TRAILBLAZER TRANSIT OPERATING ASSISTANCE	0.0	OB	OPERATE BUS	FTA	1,172,295	0	0	297,850	0	874,445
1212	BB	TRF-7340-12	MNDOT	SECT 5311: KANDIYOHI CO TRANSIT OPERATING ASSISTANCE	0.0	OB	OPERATE BUS	FTA	1,113,945	0	0	318,200	0	795,745
1213	BB	TRS-1738-12	MNDOT	PRAIRIE FIVE, PURCHASE 2 BUSES (CLASS 400)	0.0	TR	PURCHASE BUS	STP	136,000	108,800	0	0	0	27,200
1214	BB	TRS-2387-12	MNDOT	WESTERN COMMUNITY ACTION, PURCHASE 3 BUSES (CLASS 400)	0.0	TR	PURCHASE BUS	STP	204,000	163,200	0	0	0	40,800
1215	BB	TRS-3301-12	MNDOT	TRAILBLAZER, PURCHASE 1 BUS (CLASS 400)	0.0	TR	PURCHASE BUS	STP	68,000	54,400	0	0	0	13,600
1216	BB	TRS-3312-12	MNDOT	AUGUSTANA, PURCHASE 1 BUS (CLASS 400)	0.0	TR	PURCHASE BUS	STP	68,000	54,400	0	0	0	13,600
1217	BB	TRS-3339-12	MNDOT	RENVILLE CO, PURCHASE 1 BUS (CLASS 400)	0.0	TR	PURCHASE BUS	STP	68,000	54,400	0	0	0	13,600

Seq #	Route System	Project Number	Agency	Description	Miles	Program	Type of Work	Proposed Funds	Total	FHWA	AC	FTA	TH	Other
1218	RR	34-00122	MNDOT	INSTALL GATES, 75TH ST NW, PENNOCK (KANDIYOHI CO)	0.0	SR	RR X-ING IMPROVEMENTS	RRS	285,000	256,500	0	0	0	28,500
1219	RR	47-00114	MNDOT	UPGRADE FLASHERS, LITCHFIELD URBAN BOUNDARY (MEEKER CO)	0.0	SR	RR X-ING IMPROVEMENTS	RRS	285,000	256,500	0	0	0	28,500
1220	CSAH 5	034-605-020	KANDIYOHI COUNTY	0.72 MI S OF CO RF 75 TO JCT TH 7, GRADING, BASE, & SURFACING	2.8	RC	GRADE AND SURFACE	STP	2,065,000	1,652,000	0	0	0	413,000
1221	CSAH 7	041-607-039	LINCOLN COUNTY	GRADING & AGGREGATE BASE, LINCOLN CO CSAH 18 TO LINCOLN/YELLOW MEDICINE CO LINE	5.0	RC	GRADE AND SURFACE	STP	1,000,000	800,000	0	0	0	200,000
1222	PED/BIKE	043-090-001	MCLEOD COUNTY	MCLEOD CSAH 1 TO BUFFALO CREEK, CONSTRUCT BIKE/PED TRAIL	1.7	EN	PEDESTRIAN BIKE TRAIL	TEA	277,000	221,600	0	0	0	55,400
1223	CSAH 12	051-612-013	MURRAY COUNTY	JCT MURRAY CSAH 30 TO JCT TH 59, GRADING, BASE, & SURFACING	4.0	RC	GRADE AND SURFACE	STP	2,000,000	1,600,000	0	0	0	400,000
1224	TH 23	3408-15AC2	MNDOT	W OF KANDIYOHI CSAH 6 TO W OF 263RD AVE (T-814), BUILD A BYPASS AROUND PAYNESVILLE (AC PAYBACK, 2 OF 2)	7.4	MC	GRADE, SURFACE & BRIDGE	NHS	6,149,157	6,149,157	0	0	0	0
1225	TH 59	4208-55	MNDOT	0.2 MI N OF N JCT TH 30 TO JCT TH 14, MINOR CPR	11.6	RS	PREVENTIVE MAINTENANCE	SF	2,052,000	0	0	0	2,052,000	0
1226	TH 59	5105-21	MNDOT	0.6 MI N OF S JCT TH 30 TO 0.2 MI N OF N JCT TH 30, MILL & OVERLAY PLUS FIX "S" CURVE	5.9	RD	MILL AND OVERLAY	STP	3,888,000	3,110,400	0	0	777,600	0
1227	TH 68	4210-40	MNDOT	W LIMITS OF MINNEOTA TO JCT TH 59 IN MARSHALL, MILL & OVERLAY (A PORTION OF THIS PROJECT \$S IS FROM BACKFILLING BONDING PROJECT)	12.3	RS	MILL AND OVERLAY	SF	3,888,800	0	0	0	3,888,800	0
1228	TH 68	6408-10	MNDOT	N. JCT TH 71 TO JCT TH 67, 1.5" OVERLAY	9.9	RS	BITUMINOUS OVERLAY	STP	1,004,270	803,416	0	0	200,854	0
1229	TH 75	4107-18	MNDOT	PIPESTONE CREEK TO LAKE BENTON, OVERLAY	12.1	RS	BITUMINOUS PAVEMENT	STP	1,404,000	1,123,200	0	0	280,800	0
1230	TH 212	3706-39	MNDOT	0.2 MI. W. OF TH 75 TO FIRST STREET IN DAWSON, MILL & CONCRETE OVERLAY (FULL DEPTH)	7.5	RD	MILL AND OVERLAY	NHS	6,216,912	4,973,530	0	0	1,243,382	0
1231	TH 999	8808-RW-12	MNDOT	DISTRICTWIDE SETASIDES - RIGHT OF WAY - 2012	0.0	RW	RIGHT OF WAY	SF	50,000	0	0	0	50,000	0
1232	TH 999	8808-SAS-12	MNDOT	DISTRICTWIDE SETASIDES - 2012	0.0	NA	MISCELLANEOUS	SF	8,172,661	0	0	0	8,172,661	0
1233	LOCAL 999	8808-SHL-12	DISTRICTWIDE	DISTRICTWIDE LOCAL SETASIDES - HSIP - 2012	0.0	SH	SAFETY TARGET	HSIP	733,333	660,000	0	0	0	73,333
1234	TH 999	8808-SHS-12	MNDOT	DISTRICTWIDE SETASIDES - HSIP - 2012	0.0	SH	SAFETY TARGET	HSIP	489,000	440,100	0	0	48,900	0

ATP: 8
Fiscal Year: 2012

STIP for FY 2011-2014

Seq #	Route System	Project Number	Agency	Description	Miles	Program	Type of Work	Proposed Funds	Total	FHWA	AC	FTA	TH	Other
								\$46,469,787		\$22,481,603	\$0	\$1,454,655	\$16,714,997	\$5,818,532

Seq #	Route System	Project Number	Agency	Description	Miles	Program	Type of Work	Proposed Funds	Total	FHWA	AC	FTA	TH	Other
1235	BB	TRF-0026-13	MNDOT	SECT 5311: LINCOLN CO TRANSIT OPERATING ASSISTANCE	0.0	OB	OPERATE BUS	FTA	191,009	0	0	55,426	0	135,583
1236	BB	TRF-0032-13	MNDOT	SECT 5311: CITY OF MONTEVIDEO TRANSIT OPERATING ASSISTANCE	0.0	OB	OPERATE BUS	FTA	133,313	0	0	28,490	0	104,823
1237	BB	TRF-1738-13	MNDOT	SECT 5311: PRAIRIE FIVE CAC TRANSIT OPERATING ASSISTANCE	0.0	OB	OPERATE BUS	FTA	718,687	0	0	181,189	0	537,498
1238	BB	TRF-2387-13	MNDOT	SECT 5311: WESTERN COMMUNITY ACTION, INC TRANSIT OPERATING ASSISTANCE	0.0	OB	OPERATE BUS	FTA	1,327,663	0	0	283,050	0	1,044,613
1239	BB	TRF-2486-13	MNDOT	SECT 5311: CITY OF DAWSON TRANSIT OPERATING ASSISTANCE	0.0	OB	OPERATE BUS	FTA	81,080	0	0	20,535	0	60,545
1240	BB	TRF-2488-13	MNDOT	SECT 5311: CITY OF GRANITE FALLS TRANSIT OPERATING ASSISTANCE	0.0	OB	OPERATE BUS	FTA	103,591	0	0	25,826	0	77,765
1241	BB	TRF-3312-13	MNDOT	SECT 5311: MEEKER CO TRANSIT OPERATING ASSISTANCE	0.0	OB	OPERATE BUS	FTA	440,369	0	0	52,910	0	387,459
1242	BB	TRF-3316-13	MNDOT	SECT 5311: PIPESTONE CO TRANSIT OPERATING ASSISTANCE	0.0	OB	OPERATE BUS	FTA	356,775	0	0	94,905	0	261,870
1243	BB	TRF-3325-13	MNDOT	SECT 5311: MURRAY CO TRANSIT OPERATING ASSISTANCE	0.0	OB	OPERATE BUS	FTA	96,925	0	0	27,269	0	69,656
1244	BB	TRF-3339-13	MNDOT	SECT 5311: RENVILLE CO TRANSIT OPERATING ASSISTANCE	0.0	OB	OPERATE BUS	FTA	340,384	0	0	69,005	0	271,379
1245	BB	TRF-7311-13	MNDOT	SECT 5311: TRAILBLAZER TRANSIT OPERATING ASSISTANCE	0.0	OB	OPERATE BUS	FTA	1,207,463	0	0	297,850	0	909,613
1246	BB	TRF-7340-13	MNDOT	SECT 5311: KANDIYOHI CO TRANSIT OPERATING ASSISTANCE	0.0	OB	OPERATE BUS	FTA	1,147,363	0	0	318,200	0	829,163
1247	BB	TRS-0032-13	MNDOT	CITY OF MONTEVIDEO, PURCHASE 1 BUS (CLASS 400)	0.0	TR	PURCHASE BUS	STP	70,000	51,200	0	0	0	18,800
1248	BB	TRS-1075-13	MNDOT	KANDIYOHI CO, PURCHASE 1 BUS (CLASS 500)	0.0	TR	PURCHASE BUS	STP	115,000	92,000	0	0	0	23,000
1249	BB	TRS-2387-13	MNDOT	WESTERN COMMUNITY ACTION, PURCHASE 1 BUS (CLASS 400)	0.0	TR	PURCHASE BUS	STP	70,000	51,200	0	0	0	18,800
1250	BB	TRS-2488-13	MNDOT	GRANITE FALLS HEARTLAND EX., PURCHASE 1 BUS (CLASS 400)	0.0	TR	PURCHASE BUS	STP	70,000	56,000	0	0	0	14,000
1251	BB	TRS-3301-13	MNDOT	TRAILBLAZER, PURCHASE 3 BUSES (CLASS 400)	0.0	TR	PURCHASE BUS	STP	210,000	168,000	0	0	0	42,000

Seq #	Route System	Project Number	Agency	Description	Miles	Program	Type of Work	Proposed Funds	Total	FHWA	AC	FTA	TH	Other
1252	BB	TRS-3312-13	MNDOT	MEEKER CO, PURCHASE 1 BUS (CLASS 400)	0.0	TR	PURCHASE BUS	STP	70,000	56,000	0	0	0	14,000
1253	BB	TRS-3316-13	MNDOT	PIPESTONE CO, PURCHASE 2 BUSES (CLASS 400)	0.0	TR	PURCHASE BUS	STP	140,000	102,400	0	0	0	37,600
1254	BB	TRS-3339-13	MNDOT	RENVILLE CO, PURCHASE 1 BUS (CLASS 400)	0.0	TR	PURCHASE BUS	STP	70,000	56,000	0	0	0	14,000
1255	RR	34-00124	MNDOT	KANDIYOHI MSAS 104, WILLMAR (TROTT AVE), INSTALL GATES (UPGRADE)	0.0	SR	RR X-ING IMPROVEMENTS	RRS	285,000	256,500	0	0	0	28,500
1256	RR	41-00105	MNDOT	LINCOLN CSAH 21 (BENTON ST), LAKE BENTON, INSTALL FOUR-GATE SYSTEM	0.0	SR	RR X-ING IMPROVEMENTS	RRS	325,000	292,500	0	0	0	32,500
1257	CSAH 42	012-642-001	CHIPPEWA COUNTY	MINOR GRADING, SURFACING, & C&G, MAIN STREET, MONTEVIDEO TO TH 212	0.8	RC	SURFACING	STP	890,000	660,000	0	0	0	230,000
1258	CSAH 10	042-610-034	LYON COUNTY	AGG BASE & SURFACING, TH 59 TO COTTONWOOD	6.6	RC	SURFACING	STP	2,650,000	2,070,000	0	0	0	580,000
1259	PED/BIKE	043-090-002	MCLEOD COUNTY	MCLEOD CSAH 1 TO BUFFALO CREEK (BUFFALO HIGHLAND RECREATIONAL TRAIL), GLENCOE PHASE 2, CONSTRUCT BIKE/PED TRAIL	1.7	EN	PEDESTRIAN BIKE TRAIL	TEA	195,630	156,500	0	0	0	39,130
1260	CSAH 2	064-602-021	REDWOOD COUNTY	AGG BASE & SURFACING, REDWOOD CSAH 24 TO 305TH ST	3.9	RC	SURFACING	STP	1,375,000	802,000	0	0	0	573,000
1261	PED/BIKE	139-090-004	MARSHALL	TH 19 TO CLARICE AVE (MARSHALL E TRAIL), CONSTRUCT BIKE/PED TRAIL (PHASE III)	1.2	EN	PEDESTRIAN BIKE TRAIL	TEA	261,000	174,870	0	0	0	86,130
1262	PED/BIKE	175-090-005	WILLMAR	DOWNTOWN WILLMAR TO ROBBINS ISLAND CONNECTION, CONSTRUCT BIKE/PED TRAIL	1.0	EN	PEDESTRIAN BIKE TRAIL	TEA	177,017	135,064	0	0	0	41,953
1263	TH 7	1201-30	MNDOT	OVERLAY & PAVE SHLDS, MILAN TO MONTEVIDEO	15.0	RS	BITUMINOUS OVERLAY	STP	2,352,000	1,881,600	0	0	470,400	0
705	TH 7	1201-31	MNDOT	**D4 PROJECT** - OVERLAY FROM SWIFT/CHIPPEWA COUNTY LINE TO JCT. TH 40 (MILAN) (DISTRICT 4 IS THE LEAD (7601-17) & THIS IS ATP 8'S FUNDING FOR THE PROJECT)	4.0	RS	BITUMINOUS OVERLAY	STP	1,265,705	1,012,564	0	0	253,141	0
1264	TH 7	4703-26	MNDOT	MILL & OVERLAY WITH 3" BIT. FROM JCT TH 4 (COSMOS) TO W. JCT TH 22	9.8	RD	MILL AND OVERLAY	STP	5,376,000	4,300,800	0	0	1,075,200	0
1265	TH 12	4705-42	MNDOT	MILL & OVERLAY, 0.3 MI E OF MEEKER CSAH 34 (LITCHFIELD) TO 0.4 MI W OF MEEKER CSAH 24 (DARWIN)	4.6	RS	MILL AND OVERLAY	SF	2,128,000	0	0	0	2,128,000	0
1266	TH 12	4705-43	MNDOT	DARWIN TO COKATO, MINOR CPR	10.3	RD	CONCRETE PAVEMENT REHAB	NHS	1,120,000	896,000	0	0	224,000	0

ATP: 8
 Fiscal Year: 2013

STIP for FY 2011-2014

Seq #	Route System	Project Number	Agency	Description	Miles	Program	Type of Work	Proposed Funds	Total	FHWA	AC	FTA	TH	Other
1267	TH 19	4104-14	MNDOT	OVERLAY, TH 75 (IVANHOE) TO LYON CO RD 5 (MARSHALL)	18.9	RS	BITUMINOUS OVERLAY	STP	2,352,000	1,881,600	0	0	470,400	0
1268	TH 19	4204-37	MNDOT	LYON CSAH 7 TO 4TH ST IN MARSHALL, MILL & OVERLAY & REHAB BRIDGES 5151 & 42001	1.1	RS	MILL AND OVERLAY	SF	1,680,000	0	0	0	1,680,000	0
1269	TH 22	4308-30	MNDOT	MODIFY "Y" INTERSECTION AT JCT OF TH 7 & TH 22	0.5	SC	GRADE AND SURFACE	SF	2,464,000	0	0	0	2,464,000	0
1270	TH 68	4106-21	MNDOT	MILL & OVERLAY, W OF PRAIRIE AVE (PORTER) TO W LIMITS OF MINNEOTA	10.2	RS	MILL AND OVERLAY	STP	4,480,000	3,584,000	0	0	896,000	0
1271	TH 68	8709-23	MNDOT	CANBY TO PORTER, MILL & OVERLAY	7.0	RS	MILL AND OVERLAY	STP	2,979,921	2,383,937	0	0	595,984	0
1272	TH 212	1212-30	MNDOT	0.45 MI. W. OF W. JCT. TH 59 TO E. JCT. TH 59, OVERLAY	4.4	RS	MILL AND OVERLAY	NHS	543,876	435,101	0	0	108,775	0
1273	TH 999	8808-RW-13	MNDOT	DISTRICTWIDE SETASIDES - RIGHT OF WAY - 2013	0.0	RW	RIGHT OF WAY	SF	300,000	0	0	0	300,000	0
1274	TH 999	8808-SAS-13	MNDOT	DISTRICTWIDE SETASIDES - 2013	0.0	NA	MISCELLANEOUS	SF	5,828,068	0	0	0	5,828,068	0
1275	LOCAL 999	8808-SHL-13	DISTRICTWIDE	DISTRICTWIDE LOCAL SETASIDES - HSIP - 2013	0.0	SH	SAFETY TARGET	HSIP	733,333	660,000	0	0	0	73,333
1276	TH 999	8808-SHS-13	MNDOT	DISTRICTWIDE SETASIDES - HSIP - 2013	0.0	SH	SAFETY TARGET	HSIP	490,196	441,176	0	0	49,020	0
									\$47,211,368	\$22,657,012	\$0	\$1,454,655	\$16,542,988	\$6,556,713

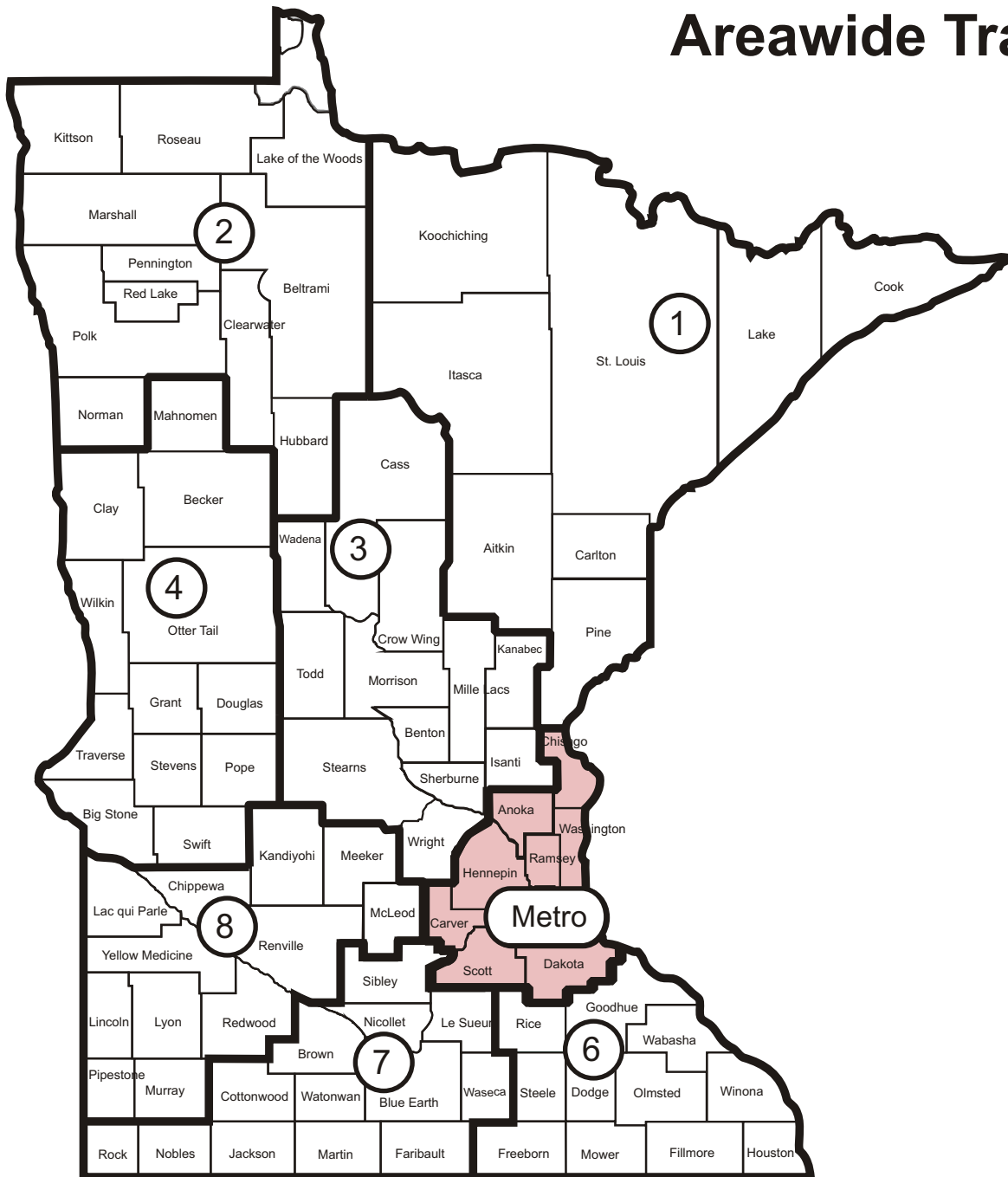
Seq #	Route System	Project Number	Agency	Description	Miles	Program	Type of Work	Proposed Funds	Total	FHWA	AC	FTA	TH	Other
1277	BB	TRF-0026-14	MNDOT	SECT 5311: LINCOLN CO TRANSIT OPERATING ASSISTANCE	0.0	OB	OPERATE BUS	FTA	191,009	0	0	55,426	0	135,583
1278	BB	TRF-0032-14	MNDOT	SECT 5311: CITY OF MONTEVIDEO TRANSIT OPERATING ASSISTANCE	0.0	OB	OPERATE BUS	FTA	133,313	0	0	28,490	0	104,823
1279	BB	TRF-1738-14	MNDOT	SECT 5311: PRAIRIE FIVE CAC TRANSIT OPERATING ASSISTANCE	0.0	OB	OPERATE BUS	FTA	718,687	0	0	181,189	0	537,498
1280	BB	TRF-2387-14	MNDOT	SECT 5311: WESTERN COMMUNITY ACTION, INC TRANSIT OPERATING ASSISTANCE	0.0	OB	OPERATE BUS	FTA	1,327,663	0	0	283,050	0	1,044,613
1281	BB	TRF-2486-14	MNDOT	SECT 5311: CITY OF DAWSON TRANSIT OPERATING ASSISTANCE	0.0	OB	OPERATE BUS	FTA	81,080	0	0	20,535	0	60,545
1282	BB	TRF-2488-14	MNDOT	SECT 5311: ITY OF GRANITE FALLS TRANSIT OPERATING ASSISTANCE	0.0	OB	OPERATE BUS	FTA	103,591	0	0	25,826	0	77,765
1283	BB	TRF-3312-14	MNDOT	SECT 5311: MEEKER CO TRANSIT OPERATING ASSISTANCE	0.0	OB	OPERATE BUS	FTA	440,369	0	0	52,910	0	387,459
1284	BB	TRF-3316-14	MNDOT	SECT 5311: PIPESTONE CO TRANSIT OPERATING ASSISTANCE	0.0	OB	OPERATE BUS	FTA	356,775	0	0	94,905	0	261,870
1285	BB	TRF-3325-14	MNDOT	SECT 5311: MURRAY CO TRANSIT OPERATING ASSISTANCE	0.0	OB	OPERATE BUS	FTA	96,925	0	0	27,269	0	69,656
1286	BB	TRF-3339-14	MNDOT	SECT 5311: RENVILLE CO TRANSIT OPERATING ASSISTANCE	0.0	OB	OPERATE BUS	FTA	340,384	0	0	69,005	0	271,379
1287	BB	TRF-7311-14	MNDOT	SECT 5311: TRAILBLAZER TRANSIT OPERATING ASSISTANCE	0.0	OB	OPERATE BUS	FTA	1,207,463	0	0	297,850	0	909,613
1288	BB	TRF-7340-14	MNDOT	SECT 5311: KANDIYOHI CO TRANSIT OPERATING ASSISTANCE	0.0	OB	OPERATE BUS	FTA	1,147,363	0	0	318,200	0	829,163
1289	BB	TRS-0032-14	MNDOT	LINCOLN CO, PURCHASE 1 BUS (CLASS 400)	0.0	TR	PURCHASE BUS	STP	74,000	59,200	0	0	0	14,800
1290	BB	TRS-1075-14	MNDOT	KANDIYOHI CO, PURCHASE 1 BUS (CLASS 500)	0.0	TR	PURCHASE BUS	STP	74,000	59,200	0	0	0	14,800
1291	BB	TRS-1738-14	MNDOT	PRAIRIE FIVE, PURCHASE 2 BUSES (CLASS 400)	0.0	TR	PURCHASE BUS	STP	74,000	59,200	0	0	0	14,800
1292	BB	TRS-2387-14	MNDOT	WESTERN COMMUNITY ACTION, PURCHASE 2 BUSES (CLASS 400)	0.0	TR	PURCHASE BUS	STP	148,000	118,400	0	0	0	29,600
1293	BB	TRS-3301-14	MNDOT	TRAILBLAZER, PURCHASE 4 BUSES (CLASS 400)	0.0	TR	PURCHASE BUS	STP	296,000	236,800	0	0	0	59,200
1294	BB	TRS-3312-14	MNDOT	MEEKER CO, PURCHASE 1 BUS (CLASS 400)	0.0	TR	PURCHASE BUS	STP	74,000	59,200	0	0	0	14,800

Seq #	Route System	Project Number	Agency	Description	Miles	Program	Type of Work	Proposed Funds	Total	FHWA	AC	FTA	TH	Other
1295	BB	TRS-3316-14	MNDOT	PIPESTONE CO, PURCHASE 1 BUS (CLASS 400)	0.0	TR	PURCHASE BUS	STP	74,000	59,200	0	0	0	14,800
1296	BB	TRS-3339-14	MNDOT	RENVILLE CO, PURCHASE 1 BUS (CLASS 400)	0.0	TR	PURCHASE BUS	STP	74,000	59,200	0	0	0	14,800
1297	RR	43-00113	MNDOT	MCLEOD CSAH 15 AT MORNINGSIDE DRIVE IN GLENCOE, INSTALL CANTILEVERS & GATES	0.0	SR	RR X-ING IMPROVEMENTS	RRS	300,000	270,000	0	0	0	30,000
1298	RR	64-00109	MNDOT	REDWOOD CR 80 (DUNCAN AVE.) IN WALNUT GROVE, INSTALL GATES	0.0	SR	RR X-ING IMPROVEMENTS	RRS	300,000	270,000	0	0	0	30,000
1299	RR	65-00111	MNDOT	RENVILLE CSAH 37 5 MI. W. OF SACRED HEART, INSTALL GATES (UPGRADE EXISTING FLASHERS)	0.0	SR	RR X-ING IMPROVEMENTS	RRS	285,000	256,500	0	0	0	28,500
1300	CSAH 20	037-620-018	LAC QUI PARLE	SURFACING & AGG SHLD; LAC QUI PARLE CR 31 TO E. COUNTY LINE	4.8	RS	SURFACING	STP	1,774,000	1,419,200	0	0	0	354,800
1301	PED/BIKE	047-090-003	MEEKER COUNTY	LAKE KORONIS OUTLET, CONSTRUCT PED/BIKE BRIDGE	0.1	EN	PEDESTRIAN BIKE TRAIL	TEA	148,395	119,516	0	0	0	28,879
1302	CSAH 15	064-615-013	REDWOOD COUNTY	REPLACE BRIDGE #5812 OVER COTTONWOOD RIVER; 1.0 MILES W. OF JCT. TH 71	0.2	BR	BRIDGE REPLACEMENT	BROS	1,150,000	920,000	0	0	0	230,000
1303	CSAH 6	087-606-013	YELLOW MEDICINE COUNTY	MILL, BIT SURFACING, & AGG. SHLD; TH 274 TO S. COUNTY LINE	6.6	RS	SURFACING	STP	1,640,000	1,240,000	0	0	0	400,000
1304	TH 7	1201-32	MNDOT	REPLACE BRIDGE 9114 (POSSIBLE BONDING) FROM 0.2 MILES NW OF JCT. TH 29 (MONTEVIDEO)	0.6	BR	BRIDGE REPLACEMENT	BF	3,800,000	0	0	0	0	3,800,000
1305	TH 12	3403-68	MNDOT	CD CONST FROM 0.3 MI W TH 71 WILLMAR TO 0.4 MI E TH 71 WILLMAR	0.8	RD	CONCRETE PAVEMENT REHAB	SF	2,500,000	0	0	0	2,500,000	0
1306	TH 12	4704-48	MNDOT	FROM 4TH ST TO DARWIN ST IN LITCHFIELD, MAJOR CPR	0.2	RD	CONCRETE PAVEMENT REHAB	NHS	730,000	584,000	0	0	146,000	0
1307	TH 12	4704-49	MNDOT	N. JCT TH 22 TO N. JCT TH 24, BIT. OVERLAY	0.6	RS	SURFACING	NHS	820,000	656,000	0	0	164,000	0
1308	TH 15	4304-52	MNDOT	TH 212 TO MCLEOD CR 8, MILL & OVERLAY	10.1	RS	SURFACING	STP	3,000,000	2,400,000	0	0	600,000	0
1309	TH 22	4307-41	MNDOT	1.5" OVERLAY FROM W. EDGE OF GLENCOE TO 0.6 MILES S. OF CSAH 115 (HUTCH BY-PASS)	10.4	RS	SURFACING	STP	1,400,000	1,120,000	0	0	280,000	0
1310	TH 22	4308-32	MNDOT	4.5" OVERLAY & SHLD. PLUS WIDENING BLOCK FROM SHADY RIDGE ROAD (HUTCH) TO W. JCT. TH 7	6.6	RD	SURFACING	STP	3,700,000	2,960,000	0	0	740,000	0

STIP for FY 2011-2014

Seq #	Route System	Project Number	Agency	Description	Miles	Program	Type of Work	Proposed Funds	Total	FHWA	AC	FTA	TH	Other
1311	TH 40	1209-22	MNDOT	REPLACE BRIDGE 5380 (POSSIBLE BONDING) & TURN LANES/ACCESS POINTS (TOP 150 SECTION) FROM W. OF MILAN	0.4	BR	BRIDGE REPLACEMENT	BF	5,200,000	0	0	0	0	5,200,000
1312	TH 40	1209-24	MNDOT	1.5" OVERLAY FROM END OF BRIDGE REPLACEMENT TO TH 59	3.6	RS	SURFACING	STP	600,000	480,000	0	0	120,000	0
1313	TH 59	3707-08	MNDOT	THIN OVERLAY FROM N. LIMITS OF CLARKFIELD TO W JCT USTH-212	9.8	RS	SURFACING	STP	1,200,000	960,000	0	0	240,000	0
1314	TH 59	4208-53	MNDOT	1.5" OVERLAY FROM TH 14 TO 0.3 MILES N. OF LYON CSAH 6/CR 74	12.4	RS	SURFACING	STP	2,300,000	1,840,000	0	0	460,000	0
1315	TH 59	8703-24	MNDOT	MED M&O FROM YELLOW MEDICINE CSAH 3 TO N LIM CLARKFIELD	5.5	RS	SURFACING	STP	2,000,000	1,600,000	0	0	400,000	0
1316	TH 67	8707-52	MNDOT	YELLOW MEDICINE RIVER BRIDGE #87011 TO ECHO, THIN OVERLAY PLUS BYPASS LANE AT YELLOW MEDICINE COUNTY ROAD 44	8.5	RS	SURFACING	STP	2,300,000	1,840,000	0	0	460,000	0
1317	TH 71	3411-74	MNDOT	TH 7 TO S. END OF BRIDGE #34007, 1.5" OVERLAY	10.8	RS	SURFACING	NHS	1,500,000	1,200,000	0	0	300,000	0
1318	TH 999	8828-83	MNDOT	DISTRICTWIDE CULVERT REPAIRS	0.0	DR	CULVERT REPAIR	STP	1,000,000	800,000	0	0	200,000	0
1319	TH 999	8828-99	MNDOT	GARVIN PARK, GUARDRAIL REPLACEMENT	0.0	SC	GUARD RAIL	SF	300,000	0	0	0	300,000	0
1320	TH 999	8808-RW-14	MNDOT	DISTRICTWIDE SETASIDES - RIGHT OF WAY - 2014	0.0	RW	RIGHT OF WAY	SF	100,000	0	0	0	100,000	0
1321	TH 999	8808-SAS-14	MNDOT	DISTRICTWIDE SETASIDES - 2014	0.0	NA	MISCELLANEOUS	SF	8,594,188	0	0	0	8,594,188	0
1322	LOCAL 999	8808-SHL-14	DISTRICTWIDE	DISTRICTWIDE LOCAL SETASIDES - HSIP - 2014	0.0	SH	SAFETY TARGET	HSIP	733,333	660,000	0	0	0	73,333
1323	TH 999	8808-SHS-14	MNDOT	DISTRICTWIDE SETASIDES - HSIP - 2014	0.0	SH	SAFETY TARGET	HSIP	490,196	441,176	0	0	49,020	0
									\$54,897,734	\$22,746,792	\$0	\$1,454,655	\$15,653,208	\$15,043,079

Areawide Transportation Partnership (ATP) Boundaries



METRO DISTRICT

Metro District Engineer

Scott McBride

(651) 234-7700

Waters Edge Building

1500 W. County Road B-2

Roseville, Minnesota 55113-3174

General Information: (651) 234-7500

FAX: (651) 234-7905

Seq #	Route System	Project Number	Agency	Description	Miles	Program	Type of Work	Proposed Funds	Total	FHWA	AC	FTA	TH	Other
1324	BB	019-623-023B	DAKOTA COUNTY	SECT 5309: CEDAR AVE BUS RAPID TRANSIT CONSTRUCTION(2009 APPROPRIATIONS ACT-BUSES & BUS FACILITIES)	0.0	B3	BUS GRANT CAPITAL IMPROVEMENT	FTA	1,200,000	0	0	950,000	0	250,000
1325	BB	091-595-022	RAMSEY COUNTY	SECT 5309: UNION DEPOT MULTIMODAL TRANSIT FACILITY, ST PAUL-PRELIMINARY ENGINEERING(2008 APPROPRIATIONS ACT-TRANSIT)	0.0	B3	BUS GRANT CAPITAL IMPROVEMENT	FTA	820,750	0	0	656,600	0	164,150
1326	BB	091-595-023	RAMSEY COUNTY	SECT 1301: UNION DEPOT MULTIMODAL TRANSIT FACILITY, ST PAUL-CONSTRUCTION	0.0	MC	MISCELLANEOUS	FFM	127,000,000	36,000,000	0	0	0	91,000,000
1327	BB	091-595-023A	RAMSEY COUNTY	SECT 1301: UNION DEPOT MULTIMODAL TRANSIT FACILITY, ST PAUL-CONSTRUCTION (TIGER FUNDS)	0.0	MC	MISCELLANEOUS	FFM	35,000,000	35,000,000	0	0	0	0
1328	BB	CCLRT-03	MET TRANSIT	SECT 5309: CENTRAL CORRIDOR LIGHT RAIL TRANSIT PROJECT (2010 APPROPRIATIONS ACT-CAPITAL INVESTMENT GRANT FTA)	0.0	B3	PLANNING	FTA	2,500,000	0	0	2,000,000	0	500,000
1329	BB	TRF-0031-11	MN/DOT	SECT 5311: METROPOLITAN COUNCIL RURAL TRANSIT OPERATING ASSISTANCE	0.0	OB	OPERATE BUS	FTA	4,223,000	0	0	1,028,600	0	3,194,400
1330	BB	TRF-9028-10	MN/DOT	SECT 5309: NORTHSTAR CORRIDOR RAIL, MPLS TO BIG LAKE-CONSTRUCTION & START UP COSTS - 2010 APPROPRIATIONS ACT-CAPITAL INVESTMENT GRANTS (FTA)	0.0	B3	PLANNING	FTA	1,423,322	0	0	711,661	0	711,661
1331	BB	TRF-CABR-10	DAKOTA COUNTY	SECT 5309 CEDAR AVENUE BUS RAPID TRANSIT, PHASE 1, DAKOTA COUNTY, MN - 2010 APPROPRIATIONS ACT-TRANSIT (BUS & BUS FACILITIES)	0.0	B3	BUS GRANT CAPITAL IMPROVEMENT	FTA	681,800	0	0	681,800	0	0
1332	BB	TRF-HENN-10	HENNEPIN COUNTY	SECT 5339: BOTTINEAU TRANSITWAY (2010 APPROPRIATIONS ACT-ALTERNATIVES ANALYSIS GRANTS)	0.0	AA	PLANNING	FTA	250,000	0	0	250,000	0	0
1333	BB	TRF-MIST-10	HENNEPIN COUNTY	SECT 5309 MINNEAPOLIS INTERMODAL STATION - 2010 APPROPRIATIONS ACT-TRANSIT (BUS & BUS FACILITIES)	0.0	B3	BUS GRANT CAPITAL IMPROVEMENT	FTA	999,829	0	0	999,829	0	0
1334	BB	TRF-RCRRA-06	RAMSEY COUNTY	SECT 5339: RED ROCK/RUSH LINE/CENTRAL CORRIDOR STUDIES-ALTERNATIVE ANALYSES	0.0	AA	BUS GRANT CAPITAL IMPROVEMENT	FTA	2,475,000	0	0	1,980,000	0	495,000
1335	BB	TRF-RCRRA-07	RAMSEY COUNTY	SECT 5339: RED ROCK/RUSH LINE/CENTRAL CORRIDOR STUDIES-ALTERNATIVE ANALYSES	0.0	AA	BUS GRANT CAPITAL IMPROVEMENT	FTA	2,475,000	0	0	1,980,000	0	495,000
1336	BB	TRF-RCRRA-07A	RAMSEY COUNTY	SECT 5309: UNION DEPOT MULTIMODAL TRANSIT FACILITY, ST PAUL	0.0	B3	BUS GRANT CAPITAL IMPROVEMENT	FTA	501,600	0	0	401,280	0	100,320

Seq #	Route System	Project Number	Agency	Description	Miles	Program	Type of Work	Proposed Funds	Total	FHWA	AC	FTA	TH	Other
1337	BB	TRF-RCRRA-08A	RAMSEY COUNTY	SECT 5309: UNION DEPOT MULTIMODAL TRANSIT FACILITY, ST PAUL	0.0	B3	BUS GRANT CAPITAL IMPROVEMENT	FTA	543,400	0	0	434,720	0	108,680
1338	BB	TRF-RCRRA-09	RAMSEY COUNTY	SECT 5309: RED ROCK CORRIDOR INTERMODAL BUS & BUS FACILITIES, NEWPORT (2009 APPROPRIATIONS ACT-BUSES & BUS FACILITIES)	0.0	B3	BUS GRANT CAPITAL IMPROVEMENT	FTA	475,000	0	0	475,000	0	0
1339	BB	TRF-RCRRA-09A	RAMSEY COUNTY	SECT 5309: UNION DEPOT MULTIMODAL TRANSIT FACILITY, ST PAUL	0.0	B3	BUS GRANT CAPITAL IMPROVEMENT	FTA	564,300	0	0	451,440	0	112,860
1340	BB	TRF-RCRRA-10	RAMSEY COUNTY	SECT 5339: I94 TRANSIT CORRIDOR ST. PAUL TO EAU CLAIRE-ALTERNATIVES ANALYSIS & ENVIRONMENTAL ASSESSMENT, RAMSEY COUNTY, MN (2010 APPROPRIATIONS ACT-ALTERNATIVES ANALYSIS GRANTS)	0.0	AA	PLANNING	FTA	250,000	0	0	250,000	0	0
1341	BB	TRF-RLTF-07	MNDOT	SECT 5309: RUSHLINE CORRIDOR-CONSTRUCT BUS AMENITIES(2006 APPROPRIATION)	0.0	B3	BUS GRANT CAPITAL IMPROVEMENT	FTA	376,200	0	0	300,960	0	75,240
1342	BB	TRF-RLTF-08	MNDOT	SECT 5309: RUSHLINE CORRIDOR-CONSTRUCT BUS AMENITIES(2006 APPROPRIATION)	0.0	B3	BUS GRANT CAPITAL IMPROVEMENT	FTA	407,550	0	0	326,040	0	81,510
1343	BB	TRF-RLTF-09	MNDOT	SECT 5309: RUSHLINE CORRIDOR-CONSTRUCT BUS AMENITIES(2006 APPROPRIATION)	0.0	B3	BUS GRANT CAPITAL IMPROVEMENT	FTA	423,225	0	0	338,580	0	84,645
1344	BB	TRF-TCMT-11	MET COUNCIL-MT	SECT 5307: TWIN CITIES MET COUNCIL MT-REPLACEMENT BUSES-ARTICULATED & 40-FOOT	0.0	B9	PURCHASE BUS	FTA	49,368,408	0	0	39,494,726	0	9,873,682
1345	BB	TRF-TCMT-11A	MET COUNCIL-MT	SECT 5307: TWIN CITIES MET COUNCIL MT-I35E & CO RD 14 PARK & RIDE (LINO LAKES)	0.0	B9	BUS GRANT CAPITAL IMPROVEMENT	FTA	1,500,000	0	0	1,200,000	0	300,000
1346	BB	TRF-TCMT-11AA	MET COUNCIL-MT	SECT 5307: TWIN CITIES MET COUNCIL MT-HWY 610 & NOBLE PARK & RIDE EXPANSION	0.0	B9	BUS GRANT CAPITAL IMPROVEMENT	FTA	9,000,000	0	0	7,200,000	0	1,800,000
1347	BB	TRF-TCMT-11AB	MET COUNCIL-MT	SECT 5307: TWIN CITIES MET COUNCIL MT-MAPLEWOOD MALL PARK & RIDE EXPANSION	0.0	B9	BUS GRANT CAPITAL IMPROVEMENT	FTA	7,000,000	0	0	5,600,000	0	1,400,000
1348	BB	TRF-TCMT-11B	MET COUNCIL-MT	SECT 5307: TWIN CITIES MET COUNCIL MT-WOODBURY PARK & RIDE EXPANSION	0.0	B9	BUS GRANT CAPITAL IMPROVEMENT	FTA	15,000,000	0	0	12,000,000	0	3,000,000

Seq #	Route System	Project Number	Agency	Description	Miles	Program	Type of Work	Proposed Funds	Total	FHWA	AC	FTA	TH	Other
1349	BB	TRF-TCMT-11C	MET COUNCIL-MT	SECT 5307: TWIN CITIES MET COUNCIL MT-ASSOCIATED CAPITAL MAINTENANCE-BUS	0.0	B9	BUS GRANT CAPITAL IMPROVEMENT	FTA	2,600,000	0	0	2,080,000	0	520,000
1350	BB	TRF-TCMT-11D	MET COUNCIL-MTS	SECT 5307: TWIN CITIES MET COUNCIL MTS-VANGO CAP COST OF CONTRACTING	0.0	B9	BUS GRANT CAPITAL IMPROVEMENT	FTA	625,000	0	0	500,000	0	125,000
1351	BB	TRF-TCMT-11E	MET COUNCIL-MT	SECT 5309: FIXED GUIDEWAY: TWIN CITIES MET COUNCIL MT-LRT ASSOCIATED CAPITAL MAINTENANCE	0.0	B3	BUS GRANT CAPITAL IMPROVEMENT	FTA	1,250,000	0	0	1,000,000	0	250,000
1352	BB	TRF-TCMT-11F	MET COUNCIL-MT	SECT 5307: TWIN CITIES MET COUNCIL MT-PREVENTIVE MAINTENANCE	0.0	B9	BUS GRANT CAPITAL IMPROVEMENT	FTA	31,875,000	0	0	25,500,000	0	6,375,000
1353	BB	TRF-TCMT-11G	MET COUNCIL-MT	SECT 5307: TWIN CITIES MET COUNCIL MT-CAPITAL LEASE-TIRES	0.0	B9	PURCHASE BUS	FTA	2,004,829	0	0	1,603,863	0	400,966
1354	BB	TRF-TCMT-11H	MET COUNCIL-MT	SECT 5307: TWIN CITIES MET COUNCIL MT-SECURITY/SAFETY FOR 1%	0.0	B9	BUS GRANT CAPITAL IMPROVEMENT	FTA	700,000	0	0	560,000	0	140,000
1355	BB	TRF-TCMT-11J	MET COUNCIL-MT	SECT 5307: TWIN CITIES MET COUNCIL MT-0.5% FOR MT STAFF TRAINING/CERTIFICATION	0.0	B9	BUS GRANT CAPITAL IMPROVEMENT	FTA	318,750	0	0	255,000	0	63,750
1356	BB	TRF-TCMT-11K	MET COUNCIL-MT	SECT 5307: TWIN CITIES MET COUNCIL MT-TRANSIT ENHANCEMENTS 1%	0.0	B9	BUS GRANT CAPITAL IMPROVEMENT	FTA	700,000	0	0	560,000	0	140,000
1357	BB	TRF-TCMT-11L	MET COUNCIL-U OFM	SECT 5307: TWIN CITIES MET COUNCIL U OF M-U OF M BUS ACQUISITION	0.0	B9	PURCHASE BUS	FTA	375,000	0	0	300,000	0	75,000
1358	BB	TRF-TCMT-11M	MET COUNCIL-MT	SECT 5307: TWIN CITIES MET COUNCIL MT-TRANSIT BUSINESS COMPUTER SYSTEMS(HW & SW)	0.0	B9	BUS GRANT CAPITAL IMPROVEMENT	FTA	2,500,000	0	0	2,000,000	0	500,000
1359	BB	TRF-TCMT-11N	MET COUNCIL-MT	SECT 5309: FIXED GUIDEWAY: TWIN CITIES MET COUNCIL MT-LRT REVERSE SIGNALIZATION	0.0	B3	BUS GRANT CAPITAL IMPROVEMENT	FTA	1,500,000	0	0	1,200,000	0	300,000
1360	BB	TRF-TCMT-11P	MET COUNCIL-MTS	SECT 5307: TWIN CITIES MET COUNCIL MTS-MTS BUS ACQUISITION	0.0	B9	PURCHASE BUS	FTA	4,375,000	0	0	3,500,000	0	875,000
1361	BB	TRF-TCMT-11Q	MET COUNCIL-MTS	SECT 5307: TWIN CITIES MET COUNCIL MTS-METRO MOBILITY CAPITAL COST OF CONTRACTING FOR SERVICES	0.0	B9	BUS GRANT CAPITAL IMPROVEMENT	FTA	5,312,500	0	0	4,250,000	0	1,062,500

Seq #	Route System	Project Number	Agency	Description	Miles	Program	Type of Work	Proposed Funds	Total	FHWA	AC	FTA	TH	Other
1362	BB	TRF-TCMT-11R	MET COUNCIL-MTS	SECT 5307: TWIN CITIES MET COUNCIL MTS-REGIONAL FLEET CAPITAL COST OF CONTRACTING	0.0	B9	BUS GRANT CAPITAL IMPROVEMENT	FTA	3,125,000	0	0	2,500,000	0	625,000
1363	BB	TRF-TCMT-11S	MET COUNCIL-MTS	SECT 5316: TWIN CITIES MET COUNCIL MTS-JOB ACCESS/REVERSE COMMUTE PROJECTS TBD	0.0	JA	BUS GRANT CAPITAL IMPROVEMENT	FTA	2,000,000	0	0	1,000,000	0	1,000,000
1364	BB	TRF-TCMT-11T	MET COUNCIL-MTS	SECT 5317: TWIN CITIES MET COUNCIL MTS-NEW FREEDOMS PROJECTS TBD-2011	0.0	NF	BUS GRANT CAPITAL IMPROVEMENT	FTA	1,500,000	0	0	750,000	0	750,000
1365	BB	TRF-TCMT-11U	MET COUNCIL-MT	SECT 5307: TWIN CITIES MET COUNCIL MT-FTH2	0.0	B9	BUS GRANT CAPITAL IMPROVEMENT	FTA	20,000,000	0	0	16,000,000	0	4,000,000
1366	BB	TRF-TCMT-11V	MET COUNCIL-MT	SECT 5309: TWIN CITIES MET COUNCIL MT-LRT PAINT BOOTH POLLUTION CONTROL EQUIPMENT	0.0	B3	BUS GRANT CAPITAL IMPROVEMENT	FTA	200,000	0	0	160,000	0	40,000
1367	BB	TRF-TCMT-11W	MET COUNCIL-MT	SECT 5309: TWIN CITIES MET COUNCIL MT-HWY 62 & PENN PARK & RIDE	0.0	B3	BUS GRANT CAPITAL IMPROVEMENT	FTA	4,710,000	0	0	3,768,000	0	942,000
1368	BB	TRF-TCMT-11X	MET COUNCIL-MT	SECT 5309: FIXED GUIDEWAY: TWIN CITIES MET COUNCIL MT-NEXTFARE (CUBIC) UPGRADE SYSTEM & DEVICES	0.0	B3	BUS GRANT CAPITAL IMPROVEMENT	FTA	3,000,000	0	0	2,400,000	0	600,000
1369	BB	TRF-TCMT-11Y	MET COUNCIL-MTS	SECT 5307: TWIN CITIES MET COUNCIL MTS-PREVENTIVE MAINTENANCE - SWT	0.0	B9	BUS GRANT CAPITAL IMPROVEMENT	FTA	580,000	0	0	464,000	0	116,000
1370	BB	TRF-TCMT-11Z	MET COUNCIL-MTS	SECT 5307: TWIN CITIES MET COUNCIL MTS-COP PAYMENT FOR EAGAN BUS GARAGE EXPANSION - MVTA	0.0	B9	BUS GRANT CAPITAL IMPROVEMENT	FTA	500,000	0	0	400,000	0	100,000
1371	BB	TRS-7068-11	MNDOT	HEARTLAND EXPRESS-PURCHASE CLASS 500 BUS	0.0	TR	PURCHASE BUS	STP	117,000	93,600	0	0	0	23,400
1372	BB	TRS-MVTA-10A	MET COUNCIL-MTS	MVTA: PURCHASE 10 BUSES FOR DEDICATED OPERATION & DEPLOY ITS COMPONENTS FOR STATION-TO-STATION SERVICE ON CEDAR AVE BUSWAY	0.0	TR	BUS GRANT CAPITAL IMPROVEMENT	CMAQ	5,253,700	4,202,960	0	0	0	1,050,740
1373	BB	TRS-MVTA-11	MVTA	PURCHASE 8 BUSES, & OPERATING FUNDING FOR I-35	0.0	TR	BUS GRANT CAPITAL IMPROVEMENT	CMAQ	5,751,430	4,601,144	0	0	0	1,150,286
1374	BB	TRS-SWT-11	SOUTHWEST TRANSIT	PURCHASE 15 BUSES FOR EXPRESS SERVICE	0.0	TR	BUS GRANT CAPITAL IMPROVEMENT	CMAQ	8,250,000	6,600,000	0	0	0	1,650,000

Seq #	Route System	Project Number	Agency	Description	Miles	Program	Type of Work	Proposed Funds	Total	FHWA	AC	FTA	TH	Other
1375	BB	TRS-TCMT-10B	MET COUNCIL-MT	PURCHASE 6 ARTIC BUSES & RELATED SPARE PARTS & EQUIPMENT FOR EXPANDED WEEKDAY SERVICE ON RTE 673, MINNETONKA & MPLS	0.0	TR	BUS GRANT CAPITAL IMPROVEMENT	CMAQ	3,402,600	2,722,080	0	0	0	680,520
1376	BB	TRS-TCMT-10C	MET COUNCIL-MT	PURCHASE OF 4 LRV'S (INCLUDES FORMER TRS-SMTC-10A)	0.0	TR	PURCHASE BUS	CMAQ	13,600,000	10,250,600	0	0	0	3,349,400
1377	BB	TRS-TCMT-11A	MET COUNCIL-MT	TRANSIT SERVICE EXPANSION TO PROVIDE NEW WEEKDAY PEAK PERIOD SERVICE, NEW ROUTE 375 BETWEEN LAKE ELMO/WOODBURY & MPLS-FY 2011	0.0	TR	BUS GRANT CAPITAL IMPROVEMENT	CMAQ	322,156	257,725	0	0	0	64,431
1378	RR	27-00290	MN/DOT	N NATHAN LN, MSAS 160, PLYMOUTH, HENNEPIN CO-INSTALL GATES	0.0	SR	RAILROAD SURF/SIGNALS	RRS	272,500	245,250	0	0	0	27,250
1379	RR	27-00291	MN/DOT	XERXES AVE S, MSAS 409, BLOOMINGTON-INSTALL CANTILEVERS/GATES	0.0	SR	RAILROAD SURF/SIGNALS	RRS	299,750	269,775	0	0	0	29,975
1380	RR	70-00121	MN/DOT	SYNDICATE ST, MSAS 105, JORDAN, SCOTT CO-INSTALL GATES	0.0	SR	RAILROAD SURF/SIGNALS	RRS	272,500	245,250	0	0	0	27,250
1381	RR	70-00122	MN/DOT	VALLEY VIEW DR, TWP 87, JORDAN (0.25 MI N), SAND CREEK TWP, SCOTT CO-INSTALL GATES	0.0	SR	RAILROAD SURF/SIGNALS	RRS	272,500	245,250	0	0	0	27,250
1382	CR	002-596-009	ANOKA COUNTY	**MN130**RIGHT OF WAY ACQUISITION FOR MISSISSIPPI RIVER BRIDGE CONNECTING I-94 & TH 10 BETWEEN TH 169 & TH 101	0.0	RW	RIGHT OF WAY	HPP	1,125,000	719,921	0	0	0	405,079
1383	CR 57	002-596-011	ANOKA COUNTY	ANOKA CO RD 57(SUNFISH LK BLVD) & ALPINE DR, RAMSEY-TRAFFIC SIGNAL INSTALLATION, TURN LANES, ETC	0.0	SH	SPOT IMPROVEMENT	HSIP	1,090,000	981,000	0	0	0	109,000
1384	CSAH 116	002-716-011	ANOKA COUNTY	ANOKA CO RD 57(SUNFISH LAKE BLVD), RAMSEY TO GERMANIUM ST, RAMSEY & ANOKA-RECONSTRUCT TO 4-LANE DIVIDED RDWY INCLUDING PED/BIKE TRAIL	1.0	RC	GRADE AND SURFACE	UG	5,900,000	3,680,800	0	0	0	2,219,200
1385	PED/BIKE	010-090-003	CARVER COUNTY	W PARKING LOT, MINNEWASHTA REG PARK, TO MINNETONKA W MIDDLE SCHOOL INCLUDING UNDERPASS, TH 41, CHANHASSEN-CONSTRUCT PED/BIKE TRAIL, UNDERPASS, ETC	2.6	EN	PEDESTRIAN BIKE TRAIL	TEA	1,362,500	1,090,000	0	0	0	272,500
1386	CSAH 11	010-611-006	CARVER COUNTY	CARVER CSAH 10 TO TH 212, CHASKA-RECONSTRUCT WITH PORTION ON NEW ALIGNMENT, INCLUDES PED/BIKE TRAIL, ETC	1.5	RC	GRADE AND SURFACE	UG	3,507,460	2,805,968	0	0	0	701,492
1387	CSAH 15	013-596-005	CHISAGO COUNTY	\$\$\$253RD ST IN CHISAGO CITY TO WASH-CHISAGO CO LINE-RECONSTRUCT, ETC	1.5	RC	GRADE AND SURFACE	ES	4,128,000	2,924,000	0	0	0	1,204,000

Seq #	Route System	Project Number	Agency	Description	Miles	Program	Type of Work	Proposed Funds	Total	FHWA	AC	FTA	TH	Other
1388	CSAH 23	019-623-023	DAKOTA COUNTY	181ST ST IN LAKEVILLE TO 147TH ST IN APPLE VALLEY- RECONSTRUCT TO 6-LANE RDWY, INTERSECTION IMPROVEMENTS, ETC (LOCAL SAP 19-623-25 IS INCLUDED AS PART OF THIS PROJECT)	3.0	RC	GRADE AND SURFACE	UG	25,500,000	5,775,000	0	0	0	19,725,000
1389	CSAH 23	019-623-024	DAKOTA COUNTY	DAKOTA CSAH 42 TO N OF 138TH ST IN APPLE VALLEY- RECONSTRUCT, WIDENING, SHOULDERS FOR BRT, ETC(AC PROJECT, PAYBACK IN 2012)	1.2	RC	GRADE AND SURFACE	UG	5,400,000	0	7,840,000	0	0	5,400,000
1390	PED/BIKE	019-623-028	DAKOTA COUNTY	ON THE CEDAR AVE TRANSITWAY FROM 181ST IN LAKEVILLE TO 138TH IN APPLE VALLEY-LIGHTING, LANDSCAPING, OTHER IMENITIES (AC PROJECT, PAYBACK IN 2013)	4.3	EN	PEDESTRIAN BIKE TRAIL	TEA	2,000,000	0	1,020,000	0	0	2,000,000
1391	CSAH 42	019-642-044	DAKOTA COUNTY	**MN223**AT TH 52 INTERCHANGE IN ROSEMOUNT-RIGHT OF WAY FOR RECONSTRUCTION OF INTERCHANGE	0.0	RW	RIGHT OF WAY	HPP	2,700,000	1,462,238	0	0	0	1,237,762
1392	CSAH 42	019-642-045	DAKOTA COUNTY	**MN223**AT TH 52 INTERCHANGE IN ROSEMOUNT- PRELIMINARY ENGINEERING FOR RECONSTRUCTION OF INTERCHANGE	0.0	PL	PLANNING	HPP	2,000,000	1,462,337	0	0	0	537,663
1393	TH 55	027-030-014	HENNEPIN COUNTY	**MN120**ENVIRONMENTAL STUDIES & RW ACQUISITION FOR TH 55 CORRIDOR PROTECTION PROJECT	21.0	PL	PLANNING	HPP	600,000	480,000	0	0	0	120,000
1394	PED/BIKE	027-090-022	HENNEPIN COUNTY	**MN242**FRANCE AVE TO MISSISSIPPI RIVER-RAILING & RETAINING WALL ALONG MIDTOWN GREENWAY CORRIDOR(2006 APPROPRIATIONS ACT)	0.6	BT	PEDESTRIAN BIKE BRIDGE	HPP	951,852	951,852	0	0	0	0
1395	PED/BIKE	027-091-001	HENNEPIN COUNTY	SECT 1807: NON-MOTORIZED PILOT PROGRAM IN TWIN CITIES-LOWRY AVENUE STREETSCAPE IMPROVEMENTS	0.0	BT	GRADE AND SURFACE	FFM	108,400	108,400	0	0	0	0
1396	CSAH 19	027-619-019	HENNEPIN COUNTY	HENNEPIN CSAH 19/NORTH SHORE DR OVER W ARM CHANNEL, ORONO-REPLACE EXISTING BR 90480	0.0	BR	BRIDGE REPLACEMENT	BR	470,800	376,640	0	0	0	94,160
1397	CSAH 22	027-622-003	HENNEPIN COUNTY	LYNDALE AVE(HENNEPIN CSAH 22) OVER MINNEHAHA CREEK, MPLS-REPLACE BR 90444	0.0	BR	BRIDGE REPLACEMENT	BR	2,400,000	1,449,157	0	0	0	950,843
1398	CSAH 35	027-635-026	HENNEPIN COUNTY	PORTLAND AVE (HENNEPIN CSAH 35) OVER HCRRA CORRIDOR, MPLS-REPLACE BR 90494	0.0	BR	BRIDGE REPLACEMENT	BR	2,500,000	1,505,326	0	0	0	994,674
1399	CSAH 109	027-709-021	HENNEPIN COUNTY	WEAVER LAKE RD/85TH AVE, MAPLE GROVE & BROOKLYN PARK, E OF MAIN ST TO E OF JEFFERSON HWY- CONSTRUCT SECOND HALF OF 4-LANE DIVIDED RDWY INCLUDING PED/BIKE PATH	2.0	MC	GRADE AND SURFACE	UG	8,132,000	5,885,000	0	0	0	2,247,000
1400	CSAH 152	027-752-018	HENNEPIN COUNTY	CEDAR AVE(HENNEPIN CSAH 152) OVER HCRRA CORRIDOR,MPLS-REPLACE BR 90437	0.0	BR	BRIDGE REPLACEMENT	BR	2,200,000	1,370,521	0	0	0	829,479
1401	CSAH 153	027-753-013	HENNEPIN COUNTY	**MN262**LOWRY AVE BRIDGE #2723 REPLACEMENT PHASE II IN MPLS (2010 APPROPRIATIONS ACT-STP)	0.0	BR	BRIDGE REPLACEMENT	HPP	486,917	486,917	0	0	0	0

Seq #	Route System	Project Number	Agency	Description	Miles	Program	Type of Work	Proposed Funds	Total	FHWA	AC	FTA	TH	Other
1401	CSAH 153	027-753-013A	HENNEPIN COUNTY	LOWRY AVE BRIDGE #2723 REPLACEMENT PHASE II IN MPLS (2009 APPROPRIATIONS ACT-TCSP)	0.0	BR	BRIDGE REPLACEMENT	HPP	26,513,083	475,000	0	0	0	26,038,083
1402	CSAH 96	062-596-003S	RAMSEY COUNTY	TH 10, ARDEN HILLS-CONSTRUCT INTERCHANGE, ETC	0.4	SH	GRADE,SURFACE & BRIDGE	HSIP	2,222,222	2,000,000	0	0	0	222,222
1402	CSAH 96	062-596-003UG	RAMSEY COUNTY	TH 10, ARDEN HILLS-CONSTRUCT INTERCHANGE, ETC	0.4	MC	GRADE,SURFACE & BRIDGE	UG	10,203,778	5,630,000	0	0	0	4,573,778
1403	CSAH 31	062-631-005	RAMSEY COUNTY	MARYLAND AVE AT RICE ST, ST PAUL-RECONSTRUCTION, WIDENING, UPGRADE TRAFFIC SIGNAL, ETC	0.0	SH	SPOT IMPROVEMENT	HSIP	1,600,000	708,750	0	0	0	891,250
1404	CSAH 31	062-631-006	RAMSEY COUNTY	MARYLAND AVE, PROSPERITY AVE, ST PAUL-RECONSTRUCTION, WIDENING, SIGNAL UPGRADE, ETC	0.0	SH	SPOT IMPROVEMENT	HSIP	1,600,000	722,250	0	0	0	877,750
1405	CR B2	062-678-012	RAMSEY COUNTY	FAIRVIEW AVE TO TH 51 (SNELLING AVE), ROSEVILLE-ROADWAY RECONSTRUCTION, INCLUDING TURN LANES, ADA PED UPGRADES & TRAFFIC SIGNAL IMPROVEMENTS, BITUMINOUS MILL & OVERLAY	0.5	RC	GRADE AND SURFACE	UG	4,945,730	2,394,000	0	0	0	2,551,730
1406	TH 13	070-596-003	SCOTT COUNTY	TH 169 TO 0.2 MI E OF LOUISIANA AVE IN SAVAGE-RECONSTRUCT TH 13/101 INCLUDING BR 70003 FOR EB 101 TRAFFIC, ETC (ASSOCIATED TO 7001-103)	3.6	RC	GRADE,SURFACE & BRIDGE	UG	9,640,000	7,680,000	0	0	0	1,960,000
1407	CSAH 17	070-617-023	SCOTT COUNTY	AT SCOTT CSAH 42 IN SHAKOPEE-PARTIAL GRADE SEPARATION INTERCHANGE, T-INTERSECTION, NB OVER LEFT TURNS, ETC(AC PROJECT, PAYBACK IN 2014)	0.1	SH	GRADE,SURFACE & BRIDGE	HSIP	2,564,000	0	1,836,000	0	0	2,564,000
1408	CSAH 68	070-668-002	SCOTT COUNTY	SCOTT CSAH 68 AT SCOTT CSAH 91, CREDIT RIVER TWP-CONSTRUCT ROUNDABOUT(AC PAYBACK IN 2012)	0.0	SH	GRADE AND SURFACE	HSIP	594,400	0	705,600	0	0	594,400
1409	PED/BIKE	082-090-002	WASHINGTON COUNTY	OVER WASHINGTON CO RD 83(11TH AVE SW), FOREST LAKE-CONSTRUCT MULTI-MODAL BR FOR HARDWOOD CREEK REG TRAIL, ETC	0.2	EN	PEDESTRIAN BIKE TRAIL	TEA	926,500	741,200	0	0	0	185,300
1410	TH 36	082-596-003	WASHINGTON COUNTY	LAKE ELMO AVE (WASHINGTON CSAH 17), LAKE ELMO-CONSTRUCT OVERPASS, N & S FRONTAGE ROADS, ETC	0.0	MC	GRADE,SURFACE & BRIDGE	UG	4,239,340	3,391,472	0	0	0	847,868
1411	CSAH 2	082-602-014	WASHINGTON COUNTY	WASHINGTON CSAH 2 (W BDWY AVE) & 12TH ST NW, FOREST LAKE-MEDIAN INSTALLATION & TRAFFIC SIGNAL PHASING	0.0	SH	SPOT IMPROVEMENT	HSIP	1,070,000	963,000	0	0	0	107,000
1412	CSAH 2	082-602-015	WASHINGTON COUNTY	W BDWY(WASHINGTON CSAH 2), 19TH ST SW TO 12TH ST SW INCLUDING I-35 INTERCHANGE, FOREST LAKE-RECONSTRUCTION, ACCESS IMPROVEMENTS, RAISED MEDIAN, ETC	0.7	RC	GRADE,SURFACE & BRIDGE	UG	10,710,000	5,775,000	0	0	0	4,935,000
1412	CSAH 2	082-602-015A	WASHINGTON COUNTY	**MN165**CONSTRUCTION FOR I-35 & WASHINGTON CSAH 2 INTERCHANGE & CSAH 2 CORRIDOR TO TH 61 IN FOREST LAKE-RECONSTRUCTION, ETC	0.0	RC	GRADE AND SURFACE	HPP	1,899,700	1,519,760	0	0	0	379,940

Seq #	Route System	Project Number	Agency	Description	Miles	Program	Type of Work	Proposed Funds	Total	FHWA	AC	FTA	TH	Other
1412	CSAH 2	082-602-015B	WASHINGTON COUNTY	12TH SW TO TH 61, FOREST LAKE-RECONSTRUCT TO DIVIDED SECTION, TRAIL, ETC	0.7	RC	GRADE AND SURFACE	UG	4,469,000	3,575,200	0	0	0	893,800
1413	CSAH 22	082-622-008	WASHINGTON COUNTY	WASHINGTON CSAH 22 & HARDWOOD AVE, COTTAGE GROVE-INSTALL TRAFFIC SIGNAL & LEFT TURN LANES	0.0	SH	SPOT IMPROVEMENT	HSIP	479,600	431,640	0	0	0	47,960
1414	LOCAL 999	091-060-067	MPLS PARK/REC BOARD	GRAND ROUNDS MISSISSIPPI GORGE-PICNIC/OBSERVATION AREA (SCENIC BYWAYS 2007 APPROPRIATION ACT)	0.0	RB	REST AREA	SB	170,000	136,000	0	0	0	34,000
1415	LOCAL 999	091-060-079	MPLS PARK/REC BOARD	MPLS GRAND ROUNDS VICTORY MEMORIAL (SCENIC BYWAYS 2007 APPROPRIATION ACT)	0.0	PL	PLANNING	SB	112,500	90,000	0	0	0	22,500
1416	LOCAL 999	091-060-083	MPLS PARK/REC BOARD	GRAND ROUNDS MISSISSIPPI GORGE-RESTROOMS FACILITY (SCENIC BYWAYS 2007 APPROPRIATION ACT)	0.0	RB	REST AREA	SB	300,000	200,000	0	0	0	100,000
1417	LOCAL 999	091-070-019	MPLS PARK/REC BOARD	GRAND ROUNDS NATIONAL SCENIC BYWAY MISSING LINK-PHASE 1:DESIGN, ACQUISITIONS, ENVIRONMENTAL REMEDIATION, CONSTRUCTION (2010 APPROPRIATIONS ACT-FEDERAL LANDS (PUBLIC LANDS HIGHWAY))	0.0	RB	REST AREA	FFM	500,000	500,000	0	0	0	0
1418	PED/BIKE	091-090-047	DAKOTA COUNTY	PINE BEND BLUFFS TRAILHEAD TO 117TH ST, INVER GROVE HTS-CONSTRUCT MISS RIVER REGIONAL PED/BIKE TRAIL	1.5	EN	PEDESTRIAN BIKE TRAIL	TEA	1,179,140	943,312	0	0	0	235,828
1419	PED/BIKE	091-090-048	DAKOTA COUNTY	CAHILL AVE TO PINE BEND BLUFFS TRAILHEAD, INVER GROVE HTS-CONSTRUCT MISS RIVER REGIONAL PED/BIKE TRAIL	1.0	EN	PEDESTRIAN BIKE TRAIL	TEA	606,000	484,800	0	0	0	121,200
1420	PED/BIKE	091-090-049	THREE RIVERS PARK DISTRICT	BELTLINE BLVD, ST LOUIS PARK-CONSTRUCT BRIDGE ON HOPKINS TO MIDTOWN GREENWAY REGIONAL LRT TRAIL	0.0	EN	PEDESTRIAN BIKE BRIDGE	TEA	1,284,000	1,027,200	0	0	0	256,800
1421	PED/BIKE	091-090-050	SAINT PAUL	**MN181**BIKE TR/BRIDGE OVER RR & WARNER RD, BRUCE VENTO REGIONAL TRAIL TO MISS RIVER CORR TRAIL, ST PAUL-CONSTRUCTION	0.0	BT	GRADE AND SURFACE	HPP	999,850	799,880	0	0	0	199,970
1422	PED/BIKE	091-090-056	SAINT PAUL PARKS & REC	CHEROKEE REGIONAL PARK-CONSTRUCT PED/BIKE TRAIL, OVERLOOKS, ETC ALONG S BLUFF OF MISS RIVER	1.3	EN	PEDESTRIAN BIKE TRAIL	TEA	2,640,000	1,090,000	0	0	0	1,550,000
1423	PED/BIKE	091-090-059	DAKOTA COUNTY	MISS RIVER REG TR, 117TH ST TO SPRING LK REG PARK, ROSEMOUNT-CONSTRUCT PED/BIKE TRAIL, ETC	3.7	EN	PEDESTRIAN BIKE TRAIL	TEA	1,592,763	1,090,000	0	0	0	502,763
1424	PED/BIKE	091-090-060	RAMSEY COUNTY PARKS	ALONG LOWER AFTON RD, MCKNIGHT RD TO PT DOUGLAS RD, ST PAUL-CONSTRUCT PAVED PED/BIKE TRAIL	1.0	EN	PEDESTRIAN BIKE TRAIL	TEA	981,000	784,800	0	0	0	196,200
1425	PED/BIKE	091-090-063	DAKOTA COUNTY	CAHILL AVE TO PINE BEND BLUFFS TRAILHEAD, INVER GROVE HTS-PURCHASE RW	1.0	EN	RIGHT OF WAY	TEA	60,000	48,000	0	0	0	12,000

Seq #	Route System	Project Number	Agency	Description	Miles	Program	Type of Work	Proposed Funds	Total	FHWA	AC	FTA	TH	Other
1426	CMAQ	091-596-001	MET COUNCIL-MT	300-CAR EXPANSION OF EXISTING PARK-RIDE LOT ON LAND TO BE PURCHASED ABUTTING THE N EDGE OF AN EXISTING LOT AT I-35W/95TH AVE NE, BLAINE	0.0	TR	BUS GRANT CAPITAL IMPROVEMENT	CMAQ	802,500	642,000	0	0	0	160,500
1427	CITY	098-080-034	NEWPORT	**MN34** NEWPORT NORTH RAVINE, STERLING TO HASTINGS AVE, NEWPORT-EROSION & RATE CONTROL PROJECT TO PROVIDE RELIEF TO WAKOTA STORM WATER SYSTEM	0.4	DR	GRADE AND SURFACE	HPP	1,594,185	564,185	0	0	0	1,030,000
1428	TH 10	103-010-016	ANOKA COUNTY	**MN196**US 10 CORRIDOR IMPROVEMENTS, CITY OF ANOKA - PE	3.0	PL	PLANNING	HPP	899,900	719,920	0	0	0	179,980
1429	CMAQ	103-080-002	ANOKA	CONSTRUCT - 400- STALL STRUCTURED PARKING FACILITY ADJACENT TO PROPOSED NORTHSTAR COMMUTER RAIL STATION	0.0	TR	BUS GRANT CAPITAL IMPROVEMENT	CMAQ	11,000,000	5,885,000	0	0	0	5,115,000
1430	PED/BIKE	107-090-005	BLOOMINGTON	LONG MEADOW LAKE, BLOOMINGTON-REPLACE BR 3145 ON OLD CEDAR AVE WITH A PED/BIKE BOARDWALK	0.0	EN	PED/BIKE IMPROVEMENT	TEA	3,210,000	1,070,000	0	0	0	2,140,000
1431	PED/BIKE	107-090-006	BLOOMINGTON	20TH AVE TO 22ND AVE, BLOOMINGTON-CONSTRUCT PED/BIKE BRIDGE OVER KILLEBREW DR SO OF MALL OF AMERICA	0.0	EN	PEDESTRIAN BIKE BRIDGE	TEA	1,980,000	1,008,000	0	0	0	972,000
1432	PED/BIKE	107-591-001	BLOOMINGTON	**SRTS IN** SAFE ROUTES TO SCHOOL -CONSTRUCT NEW SIDEWALK TO FILL GAPS IN ROUTES TO 5 SCHOOLS IN BLOOMINGTON	0.0	BT	GRADE AND SURFACE	FFM	131,000	131,000	0	0	0	0
1433	PED/BIKE	107-591-002	BLOOMINGTON	**SRTS NI** SAFE ROUTES TO SCHOOL - ENCOURAGEMENT ACTIVITIES TO PROMOTE BICYCLING & WALKING EDUCATION IN BLOOMINGTON	0.0	BT	PLANNING	FFM	5,000	5,000	0	0	0	0
1434	PED/BIKE	107-591-003	BLOOMINGTON	**SRTS IN** SAFE ROUTES TO SCHOOL -PRELIMINARY ENGINEERING TO CONSTRUCT NEW SIDEWALK TO FILL GAPS IN ROUTES TO 5 SCHOOLS IN BLOOMINGTON	0.0	BT	PLANNING	FFM	39,000	39,000	0	0	0	0
1435	PED/BIKE	120-020-037	EDINA	LYNMAR LANE TO E OF FRANCE AVE NEAR 72ND ST S, EDINA-CONSTRUCT PED/BIKE BRIDGE OVER FRANCE AVE, 600 FT TRAIL, ETC	0.1	EN	PED/BIKE IMPROVEMENT	TEA	2,180,000	1,090,000	0	0	0	1,090,000
1436	PED/BIKE	128-091-004	GOLDEN VALLEY	SECT 1807: NON-MOTORIZED PILOT PROGRAM IN TWIN CITIES-GOLDEN VALLEY-COMPLETE STREETS PROJECT (RIGHT OF WAY)	0.0	BT	RIGHT OF WAY	FFM	675,000	675,000	0	0	0	0
1437	EN	138-010-012	RAM-WASH METRO WATER DIST	KELLER LAKE WATER-QUALITY IMPROVEMENT PROJECT-MITIGATE HWY 36 & HWY 61 RUNOFF BY CHANNELING STORMWATER THROUGH 3 WETLAND TREATMENT PONDS	0.0	EN	ENHANCEMENT	TEA	310,322	248,258	0	0	0	62,064
1438	PED/BIKE	141-020-107	MINNEAPOLIS	RECONSTRUCT 22ND ST E ON NEW ALIGNMENT & ADD RIGHT-IN RIGHT-OUT WITH CEDAR AVE(TIPEDD FUNDS)	0.0	RC	GRADE AND SURFACE	UG	1,590,000	1,000,000	0	0	0	590,000

Seq #	Route System	Project Number	Agency	Description	Miles	Program	Type of Work	Proposed Funds	Total	FHWA	AC	FTA	TH	Other
1438	PED/BIKE	141-020-107E	MINNEAPOLIS	ALONG CEDAR & FRANKLIN AVES, MPLS-IMPROVE PED ACCESS & SAFETY BY INSTALLING LIGHTING, IMPROVING STREET X-INGS, SIGNING, ETC	0.0	EN	SPOT IMPROVEMENT	TEA	1,050,000	840,000	0	0	0	210,000
1439	CMAQ	141-080-044	MINNEAPOLIS	OPERATION & MAINTENANCE OF TRAF MGMT CTR- ADDITIONAL PERSONNEL FOR OPERATIONS & MAINT OF ITS, MPLS(AC PROJECT, PAYBACK IN 2012)	0.0	TM	TRAFFIC MGMT. SYSTEM	CMAQ	375,000	250,000	250,000	0	0	125,000
1440	CMAQ	141-080-045	MINNEAPOLIS	TRAF MGMT CTR & ITS UPGRADES-PHASE 3A, REPLACE ELECTROMECHANICAL CONTROLLERS AT INTERSECTIONS, INSTALLATION OF CCTV CAMERAS & VIDEO SHARING SOFTWARE	0.0	TM	TRAFFIC SIGNAL REVISION	CMAQ	3,250,000	2,400,000	0	0	0	850,000
1441	CMAQ	141-080-048	MINNEAPOLIS	OPTIMIZE SIGNAL TIMING, SIGNALIZED INTERSECTIONS, HIAWATHA AVE, LYNDALE AVE S, EW LAKE ST & HENNEPIN AVE S	0.0	TM	TRAFFIC SIGNAL REVISION	CMAQ	236,250	189,000	0	0	0	47,250
1442	CMAQ	141-080-049	MINNEAPOLIS	DEVELOPMENT & IMPLEMENTATION OF TRAFFIC SIGNAL TIMING PLANS & STRATEGIES FOR SOUTH SIDE INTERSECTIONS, MPLS	0.0	TM	TRAFFIC SIGNAL REVISION	CMAQ	525,000	400,000	0	0	0	125,000
1443	PED/BIKE	141-091-013	MINNEAPOLIS	SECT 1807: NON-MOTORIZED PILOT PROGRAM IN TWIN CITIES-CONSTRUCT BIKE/WALK CORRIDOR ALONG 6TH & FILLMORE, MPLS	0.0	BT	GRADE AND SURFACE	FFM	275,000	275,000	0	0	0	0
1444	PED/BIKE	141-091-015	MINNEAPOLIS	SECT 1807: NON-MOTORIZED PILOT PROGRAM IN TWIN CITIES-MPLS OPERATIONS PROJECTS (BIKE LANES & BLVD TREATMENTS ALONG 4 CORRIDORS)- CONSTRUCTION, CE, & EDUCATIONAL ACTIVITIES	0.0	BT	GRADE AND SURFACE	FFM	440,453	440,453	0	0	0	0
1445	PED/BIKE	141-091-016	MINNEAPOLIS	SECT 1807: NON-MOTORIZED PILOT PROGRAM IN TWIN CITIES-MPLS-U OF MN TRAIL FROM BR 9 TO OAK ST ALONG RR CORRIDOR	0.0	BT	GRADE AND SURFACE	FFM	1,505,000	1,505,000	0	0	0	0
1446	PED/BIKE	141-091-028	MINNEAPOLIS	SECT 1807: NON-MOTORIZED PILOT PROGRAM IN TWIN CITIES-BIKE PARKING PROGRAM-VARIOUS CITIES ADJACENT TO MINNEAPOLIS	0.0	BT	PLANNING	FFM	75,000	75,000	0	0	0	0
1447	PED/BIKE	141-091-030	MINNEAPOLIS	SECT 1807: NON-MOTORIZED PILOT PROGRAM IN TWIN CITIES	0.0	BT	GRADE AND SURFACE	FFM	6,800,000	6,800,000	0	0	0	0
1448	PED/BIKE	141-091-031	MINNEAPOLIS	SECT 1807: NON-MOTORIZED PILOT PROGRAM IN TWIN CITIES-MPLS OPERATIONS PROJECT(BIKE LANES & BLVD TREATMENTS ALONG GLENWOOD CORRIDOR)- CONSTRUCTION, CE, & EDUCATIONAL ACTIVITIES	0.0	BT	GRADE AND SURFACE	FFM	164,767	164,767	0	0	0	0
1449	PED/BIKE	141-591-004	MINNEAPOLIS	**SRTS IN** SAFE ROUTES TO SCHOOL - SIGNING, BIKE RACKS, PAVEMENT MARKINGS IN MINNEAPOLIS	0.0	BT	GRADE AND SURFACE	FFM	63,000	63,000	0	0	0	0

Seq #	Route System	Project Number	Agency	Description	Miles	Program	Type of Work	Proposed Funds	Total	FHWA	AC	FTA	TH	Other
1450	PED/BIKE	141-591-005	MINNEAPOLIS	**SRTS IN** SAFE ROUTES TO SCHOOL - BICYCLE & PEDESTRIAN SAFETY EDUCATION & ENFORCEMENT IN MINNEAPOLIS	0.0	BT	PLANNING	FFM	5,000	5,000	0	0	0	0
1451	PED/BIKE	141-591-006	MINNEAPOLIS	**SRTS IN** SAFE ROUTES TO SCHOOL - PRELIMINARY ENGINEERING OF MAPPING OF SAFE ROUTES TO EACH SCHOOL & DISTRIBUTING THE MAPS IN MINNEAPOLIS	0.0	BT	PLANNING	FFM	57,000	57,000	0	0	0	0
1452	TH 169	142-010-016	MINNETONKA	AT BREN ROAD IN MINNETONKA & EDINA - RECONSTRUCTION OF INTERCHANGE INCLUDING BRIDGE 27B69(REPLACES 27566), ETC	0.3	MC	GRADE,SURFACE & BRIDGE	LF	12,000,000	0	0	0	0	12,000,000
1453	PED/BIKE	155-591-003	PLYMOUTH	**SRTS IN** SAFE ROUTES TO SCHOOL - SIDEWALK & TRAIL CONSTRUCTION & INTERSECTION IMPROVEMENTS IN PLYMOUTH	0.0	BT	GRADE AND SURFACE	FFM	208,500	172,500	0	0	0	36,000
1454	PED/BIKE	157-091-004	RICHFIELD	SECT 1807: NON-MOTORIZED PILOT PROGRAM IN TWIN CITIES-PURCHASE RW FOR OLIVER AVE BIKE ST, RICHFIELD	0.0	RW	RIGHT OF WAY	FFM	50,000	50,000	0	0	0	0
1455	PED/BIKE	157-091-005	RICHFIELD	SECT 1807: NON-MOTORIZED PILOT PROGRAM IN TWIN CITIES-CONSTRUCT OLIVER AVE BIKE ST, RICHFIELD	0.0	BT	GRADE AND SURFACE	FFM	37,475	37,475	0	0	0	0
1456	PED/BIKE	157-091-006	RICHFIELD	SECT 1807: NON-MOTORIZED PILOT PROGRAM IN TWIN CITIES-CONSTRUCT RICHFIELD PARKWAY TRAIL	0.0	BT	GRADE AND SURFACE	FFM	89,900	89,900	0	0	0	0
1457	LOCAL 999	160-080-002	ROSEVILLE	**MN267**TWIN LAKES INFRASTRUCTURE PROJECT, CITY OF ROSEVILLE, MN(2010 APPROPRIATIONS ACT-STP)	0.0	RW	RIGHT OF WAY	HPP	999,829	999,829	0	0	0	0
1458	PED/BIKE	160-091-002	ROSEVILLE	SECT 1807: NON-MOTORIZED PILOT PROGRAM IN TWIN CITIES-CONSTRUCT NE SUBURBAN CAMPUS CONNECTOR, ROSEVILLE	0.0	BT	GRADE AND SURFACE	FFM	937,000	937,000	0	0	0	0
1459	TH 51	164-010-062	SAINT PAUL	**MN253**SNELLING AVE PEDESTRIAN MEDIAN, ST PAUL-IMPROVE PEDESTRIAN SAFETY (2009 APPROPRIATIONS ACT-STP)	0.0	EN	GRADE AND SURFACE	HPP	475,000	475,000	0	0	0	0
1460	CITY	164-020-100	SAINT PAUL	EDGE CUMBE RD OVER RAVINE, HIGHLAND PARK, ST PAUL-REPLACE BR L8804 & APPROACHES	0.0	BR	BRIDGE REPLACEMENT	BR	1,050,000	630,000	0	0	0	420,000
1461	CITY	164-020-101	SAINT PAUL	WARNER RD OVER BNSF & UP RR & CHILDS RD, ST PAUL-REMOVE & REPLACE EXISTING BR 5950	0.0	BR	BRIDGE REPLACEMENT	BR	9,900,000	5,350,000	0	0	0	4,550,000
1462	EN	164-020-113	SAINT PAUL	ALONG UNIV AVE FROM RICE ST TO HENN/RAMSEY CO LINE IN ST PAUL-STREETScape FOR CCLRT, LIGHTING, BENCHES, ETC	5.0	EN	ENHANCEMENT	TEA	1,300,000	1,040,000	0	0	0	260,000
1463	CITY	164-070-008	SAINT PAUL	**MN219** RIGHT OF WAY FOR TWIN CITIES BIOSCIENCE CORRIDOR, ST PAUL	0.0	RW	GRADE AND SURFACE	HPP	1,337,250	1,069,800	0	0	0	267,450

Seq #	Route System	Project Number	Agency	Description	Miles	Program	Type of Work	Proposed Funds	Total	FHWA	AC	FTA	TH	Other
1464	CITY	164-070-009	SAINT PAUL	**MN219** CONSTRUCTION OF TWIN CITIES BIOSCIENCE CORRIDOR, ST PAUL	0.0	RC	GRADE AND SURFACE	HPP	1,395,771	1,116,617	0	0	0	279,154
1465	CMAQ	164-070-011	SAINT PAUL	ARTERIAL RDWY TRAFFIC FLOW IMPROVEMENTS, INSTALL FIBER OPTIC CABLE & TIMING OPTIMIZATION OF 62 TRAFFIC SIGNAL SYSTEMS, ST PAUL	0.0	TM	TRAFFIC MGMT. SYSTEM	CMAQ	1,675,000	1,340,000	0	0	0	335,000
1466	PED/BIKE	164-090-010	SAINT PAUL	W SIDE OF LEXINGTON PKWY, MINNEHAHA AVE TO ENERGY PARK DR, ST PAUL-CONSTRUCT OFF-ROAD PED/BIKE FACILITY, LIGHTING, SIGNING, ETC	0.5	EN	PEDESTRIAN BIKE TRAIL	TEA	1,712,000	1,070,000	0	0	0	642,000
1467	PED/BIKE	164-091-013	SAINT PAUL	SECT 1807: NON-MOTORIZED PILOT PROGRAM IN TWIN CITIES-SMART TRIP 2011 NEIGHBORHOOD	0.0	BT	PLANNING	FFM	171,700	115,000	0	0	0	56,700
1468	EN	164-595-001AC	ST PAUL	UPPER LANDING PARK, MISSISSIPPI RIVERBANK IMPROVEMENTS (AC PAYBACK 1 OF 1)	0.2	EN	ENHANCEMENT	TEA	1,336,291	1,336,291	0	0	0	0
1469	EN	164-595-002AC	ST PAUL	HARVEST STATES/HIGH BRIDGE BARGE FLEETING AREA, MISSISSIPPI RIVERBANK IMPROVEMENTS(AC PAYBACK 1 OF 1)	0.3	EN	ENHANCEMENT	TEA	668,496	668,496	0	0	0	0
1470	EN	164-595-004AC	ST PAUL PARK/REC	COMMERCIAL NAVIGATION INTERPRETIVE MISSISSIPPI RIVER OVERLOOK(AC PAYBACK 1 OF 1)	0.0	EN	ENHANCEMENT	TEA	249,373	249,373	0	0	0	0
1471	CR 5	179-020-029	BURNSVILLE	**MN190**AT TH 13, BURNSVILLE-PRELIMINARY ENGINEERING FOR RECONSTRUCTION OF INTERSECTION(HY10 FUNDS)	0.0	PL	PLANNING	HPP	513,284	410,627	0	0	0	102,657
1472	CR 5	179-020-030	BURNSVILLE	**MN257**TH13/CO RD 5 INTERCHANGE, BURNSVILLE (2009 APPROPRIATIONS ACT-STP)	0.0	MC	GRADE,SURFACE & BRIDGE	HPP	950,000	950,000	0	0	0	0
1473	PED/BIKE	188-591-002	LAKEVILLE	**SRTS IN** SAFE ROUTES TO SCHOOL - CONSTRUCT TRAILS/SIDEWALKS, CROSSWALKS, INNOVATIVE PED SIGNING & BIKE RACKS IN LAKEVILLE	0.0	BT	GRADE AND SURFACE	FFM	146,000	146,000	0	0	0	0
1474	CSAH 10	189-020-020	MAPLE GROVE	VICKSBURG LANE TO PEONY LN IN MAPLE GROVE-RECONSTRUCT TO 4-LANE DIVIDED RDWY, TRAILS, ETC(AC PROJECT,PAYBACK IN 2012)	0.9	RC	GRADE AND SURFACE	UG	11,380,000	2,920,000	3,920,000	0	0	8,460,000
1475	TH 13	211-010-007	SAVAGE	VERNON AVE TO LYNN AVE, SAVAGE-ACCESS CLOSURES & IMPROVEMENTS, BUS SHOULDERS, ETC	0.9	RC	GRADE AND SURFACE	UG	6,250,000	3,937,500	0	0	0	2,312,500
1476	PED/BIKE	225-591-004	NORTH BRANCH	**SRTS IN** SAFE ROUTES TO SCHOOL - SIDEWALK/TRAIL CONSTRUCTION, SIGNING, INTERSECTION IMPROVEMENTS IN NORTH BRANCH	0.0	BT	GRADE AND SURFACE	FFM	40,000	40,000	0	0	0	0
1477	PED/BIKE	225-591-005	NORTH BRANCH	**SRTS NI** SAFE ROUTES TO SCHOOL - CROSSING GUARD PROGRAM & BICYCLE /PEDESTRIAN SAFETY EDUCATION PROGRAM IN NORTH BRANCH	0.0	BT	PLANNING	FFM	1,500	1,500	0	0	0	0

Seq #	Route System	Project Number	Agency	Description	Miles	Program	Type of Work	Proposed Funds	Total	FHWA	AC	FTA	TH	Other
1478	PED/BIKE	225-591-006	NORTH BRANCH	**SRTS IN** SAFE ROUTES TO SCHOOL - PRELIMINARY ENGINEERING FOR SIDEWALK/TRAIL CONSTRUCTION, SIGNING, INTERSECTION IMPROVEMENTS IN NORTH BRANCH	0.0	BT	PLANNING	FFM	12,000	12,000	0	0	0	0
1479	CSAH 101	229-020-003	DAYTON	194/BROCKTON LANE INTERCHANGE, PRELIMINARY ENGINEERING(2010 APPROPRIATIONS ACT-IMD)	0.0	PL	PLANNING	FFM	1,000,000	800,000	0	0	0	200,000
1480	CITY	238-591-002	ROGERS	**SRTS IN** SAFE ROUTES TO SCHOOL - INFRASTRUCTURE (CONSTRUCT TRAIL) CO RD 144 TO ROGERS MIDDLE SCHOOL (2008 PROGRAM)	0.0	BT	PED/BIKE IMPROVEMENT	SRS	171,500	171,500	0	0	0	0
1481	CMAQ	CM-05-10AC3	RAMSEY	PROVIDE EXPRESS BUS SERVICE BETWEEN CITY OF RAMSEY & MPLS(AC PAYBACK 3 OF 3)	0.0	TR	BUS GRANT CAPITAL IMPROVEMENT	CMAQ	416,300	416,300	0	0	0	0
1482	CMAQ	TDM-2011	MET COUNCIL-MT	TDM ACTIVITIES TO REDUCE SOV USE BY VAN POOLS, CAR POOL & RIDE MATCHING PROGRAMS, MARKETING, TRANSIT RIDERSHIP INCENTIVES BY SUPPORTING SEVERAL TRANSPORTATION MANAGEMENT ORGANIZATIONS	0.0	TM	PLANNING	CMAQ	4,375,000	3,500,000	0	0	0	875,000
1483	TH 7	2706-217	MN/DOT	BAKER RD & LAKE ST EXT, MINNETONKA-REPLACE LIGHTING SYSTEM	0.4	SC	LIGHTING	SF	125,000	0	0	0	125,000	0
1484	TH 10	0215-63	MN/DOT	NB EXIT TO SB FOLEY BLVD, COON RAPIDS-REMOVE FREE RIGHT, ADD DUAL RIGHT TURN LANES, REVISE SIGNAL, ETC	0.1	SH	SPOT IMPROVEMENT	HSIP	455,000	409,500	0	0	45,500	0
1485	TH 10	0215-64	MN/DOT	7TH AVE RAMPS, ANOKA-REBUILD TRAFFIC SIGNAL	0.0	SC	TRAFFIC SIGNAL REVISION	SF LF	400,000	0	0	0	200,000	200,000
1486	TH 10	6205-37	MN/DOT	I35W TO I694, ARDEN HILLS & MOUNDS VIEW - MILL & OVERLAY, DRAINAGE, ETC	2.0	RS	MILL AND OVERLAY	NHS	2,840,000	2,272,000	0	0	568,000	0
1487	TH 13	1901-154	MN/DOT	0.2 MI S OF I-494 TO I-494, EAGAN-BITUMINOUS OVERLAY, GUARDRAIL, DRAINAGE	0.3	RS	BITUMINOUS OVERLAY	SF	300,000	0	0	0	300,000	0
1488	TH 13	1901-164	MNDOT	S FRONTAGE ROAD FROM VALLEY DRIVE TO WOODHILL ROAD IN BURNSVILLE-NOISEWALL & ACCESS CLOSURES	0.2	AM	NOISE ABATEMENT	SF	594,000	0	0	0	594,000	0
1489	TH 13	7001-103	MN/DOT	TH 169 TO 0.2 MI E OF LOUISIANA AVE IN SAVAGE-RECONSTRUCT INCLUDING TH 13 OVERPASS-BR 70003-(2012 SC FUNDS-ASSOCIATED SP 70-596-03)	3.6	RC	GRADE AND SURFACE	UG	1,772,531	710,025	0	0	1,062,506	0
1489	TH 13	7001-103ES	MN/DOT	\$\$\$TH 169 TO 0.2 MI E OF LOUISIANA AVE IN SAVAGE-RECONSTRUCT INCLUDING TH 13 OVERPASS-BR 70003-(2012 SC FUNDS-ASSOCIATED SP 70-596-03)	3.6	RC	GRADE AND SURFACE	ES	4,212,469	4,212,469	0	0	0	0

Seq #	Route System	Project Number	Agency	Description	Miles	Program	Type of Work	Proposed Funds	Total	FHWA	AC	FTA	TH	Other
1490	TH 25	7003-12	MN/DOT	**ELLA**E FOREST ST TO UP RR, BELLE PLAINE-EROSION REPAIR, RETAINING WALL, ETC (\$192K BARC)	0.2	RD	EROSION REPAIR	SF	339,910	0	0	0	339,910	0
1491	I 35	0283-25	MN/DOT	**ELLA**N JCT I-35E/35W, COLUMBUS TWP TO WASHINGTON-CHISAGO CO LINE, FOREST LAKE-REPLACE SIGNING	5.5	SC	SIGNING	SF	180,444	0	0	0	180,444	0
1492	I 35	1380-63	MN/DOT	0.8 MI N OF TH 8 IN WYOMING TO TH 95 IN NORTH BRANCH - PAVEMENT PRESERVATION, MISC DRAINAGE & SAFETY IMPROVEMENTS, ETC	15.4	RS	MILL AND OVERLAY	IM	8,185,000	7,366,500	0	0	818,500	0
1492	I 35	1380-63ES	MN/DOT	\$\$\$ 0.8 MI N OF TH 8 IN WYOMING TO TH 95 IN NORTH BRANCH - PAVEMENT PRESERVATION, MISC DRAINAGE & SAFETY IMPROVEMENTS, ETC	15.4	RS	MILL AND OVERLAY	FFM	8,000,000	8,000,000	0	0	0	0
1493	I 35E	6280-308B	MN/DOT	**MN055**CONSTRUCT PHALEN BLVD FROM I-94 TO I-35E IN ST PAUL-RW ACQUISITION	1.8	RW	RIGHT OF WAY	HPP	44,646	35,717	0	0	8,929	0
1493	I 35E	6280-308C	MN/DOT	**MN091**PHALEN BLVD IN ST PAUL-RW ACQUISITION	1.8	RW	RIGHT OF WAY	HPP	709,612	709,612	0	0	0	0
1493	I 35E	6280-308RW1	MN/DOT	I-94 TO MARYLAND AVE IN ST PAUL-RW ACQUISITION	1.8	RW	RIGHT OF WAY	NHS	6,000,000	4,800,000	0	0	1,200,000	0
1494	I 35E	6280-365	MN/DOT	COMMON SECTION OF I694/I35E FROM SB UNDER NB OFF RAMP TO I694 TO E JCT I694-INSTALL CABLE MEDIAN BARRIER (OTHER FUNDS ARE DPS SECT 164)	1.4	SC	MEDIAN BARRIER	DPS SF	78,000	0	0	0	7,800	70,200
1495	I 35W	0280-58	MN/DOT	**ELLA**I-694 IN NEW BRIGHTON/ARDEN HILLS TO N JCT I-35/I-35E, COLUMBUS TWP-REPLACE SIGNING(ASSOCIATED SP 6284-139)	15.0	SC	SIGNING	SF	398,893	0	0	0	398,893	0
1496	I 35W	0280-62	MN/DOT	I-694, NEW BRIGHTON TO LEXINGTON AVE, BLAINE-STUDY FOR FUTURE INVESTMENTS(2008 APPROP ACT-IMD)	6.8	CA	PLANNING	FFM	402,580	362,322	0	0	40,258	0
1497	I 35W	0280-66	MNDOT	I35W N CONGESTION MITIGATION & DESIGN - ON NB, LAKE DRIVE TO 95TH, BLAINE(2009 APPROPRIATIONS ACT-IMD)	4.0	CA	PLANNING	FFM	1,055,555	950,000	0	0	105,555	0
1498	I 35W	1981-111	MN/DOT	BURNSVILLE PKWY, BURNSVILLE, TO I-494, BLOOMINGTON-REPLACE SIGNING	6.4	SC	SIGNING	IM	450,000	405,000	0	0	45,000	0
1499	I 35W	1981-120	MN/DOT	NB ONLY, S JCT I35E/35W TO BURNSVILLE PKWY, BURNSVILLE-TIE INTO EXISTING HOV LANE BY CONSTRUCTING MEDIAN BARRIER & HOT LANE IN MEDIAN, ETC(CHAPTER 152 FOR TRANSIT ADVAN)	2.2	MC	GRADE AND SURFACE	BF	13,900,000	0	0	0	0	13,900,000
1500	I 35W	1981-123	MN/DOT	WEST SIDE OF I35W BETWEEN MCANDREWS ROAD TO 1200 FT SOUTH OF BURNSVILLE PKWY-NOISE BARRIER (OTHER FHWA FUNDS ARE UPA-TCSP; BONDS FUNDS ARE \$1.1M CHP 152 TRANSIT ADV BONDS, \$630K IS CHP 152 BONDS)	1.0	NO	NOISE ABATEMENT	FFM BF	2,700,000	970,581	0	0	0	1,729,419

Seq #	Route System	Project Number	Agency	Description	Miles	Program	Type of Work	Proposed Funds	Total	FHWA	AC	FTA	TH	Other
1501	TH 36	6212-159	MN/DOT	HAMLIN AVE/COMMERCE ST, ROSEVILLE-REBUILD TRAFFIC SIGNAL	0.0	SC	TRAFFIC SIGNAL REVISION	SF LF	250,000	0	0	0	31,250	218,750
1502	TH 36	8214-114MIT11	MN/DOT	OVER ST CROIX RIVER NEAR STILLWATER-ENDOWMENT FUND-MITIGATION ITEMS FOR REPLACEMENT OF RIVER BRIDGE 4654	0.2	BR	BRIDGE REPLACEMENT	BF	1,500,000	0	0	0	0	1,500,000
1503	TH 36	8214-114Q	MN/DOT	RELOCATION OF HISTORIC SHODDY MILL & WAREHOUSE FROM OAK PARK HEIGHTS TO STILLWATER-MITIGATION ITEM FOR REPLACEMENT OF RIVER BRIDGE 4654	0.0	BR	BRIDGE REPLACEMENT	BF	755,000	0	0	0	0	755,000
1504	TH 41	1008-65	MN/DOT	4TH ST, CHASKA-REBUILD TRAFFIC SIGNAL	0.0	SC	TRAFFIC SIGNAL REVISION	SF LF	250,000	0	0	0	125,000	125,000
1505	TH 47	0205-98	MNDOT	FROM 44TH AVE IN COLUMBIA HTS TO 85TH AVENUE IN BLAINE - ADA IMPROVE AT 12 INTERSECTIONS	5.6	RD	CURB & GUTTER	SF	567,037	0	0	0	567,037	0
1506	TH 50	1923-11	MN/DOT	**ELLA**INTERSECTION WITH TH 20, DOUGLAS TWP-REPAIR PIPE & VAULT	0.0	RD	STORM SEWER REPAIR	SF	219,234	0	0	0	219,234	0
1507	TH 51	6215-95	MNDOT	FROM LEXINGTON PKWY/W 7TH ST TO MARSHALL AVE IN ST PAUL-INSTALL ACCESSIBLE PEDESTRIAN SIGNALS (APS) & PEDESTRIAN RAMPS AT SELECTED LOCATIONS	3.5	AM	TRAFFIC SIGNAL REVISION	SF	257,000	0	0	0	257,000	0
1508	TH 52	1906-58	MNDOT	0.4 MI S OF DAKOTA CSAH 46 TO 0.3 MI N OF DAKOTA CSAH 46, COATES - LANDSCAPING	0.7	RB	LANDSCAPING	SF	55,320	0	0	0	55,320	0
1509	TH 52	1928-55	MN/DOT	LOCATIONS I-494, INVER GROVE HTS, TO BELVEDERE ST, ST PAUL-DECK REPAIR ON BR 19015, 19016, 19018, 19019, 19020, 19021, 19855, 19856 & 62044	3.4	BI	BRIDGE REPAIR	NHS	2,300,000	1,840,000	0	0	460,000	0
1510	TH 52	1928-59	MN/DOT	FROM N JCT TH55 IN INVER GROVE HEIGHTS TO WENTWORTH AVE IN S ST. PAUL-INSTALL CABLE MEDIAN BARRIER (OTHER FUNDS ARE DPS SECT 164)	5.3	SC	MEDIAN BARRIER	DPS SF	668,000	0	0	0	66,800	601,200
1511	TH 52	6244-30	MN/DOT	PLATO BLVD TO I-94-REPLACE BR 9800(LAFAYETTE), REPAIR/MODIFY BRS 62027, 62881, 62875, 62876; APPROACHES & RAMP MODIFICATIONS(AC PROJECT-PAYBACKS IN 2012, 2013, & 2014)	1.4	BR	GRADE,SURFACE & BRIDGE	NHS BF	137,060,000	39,848,000	49,000,000	0	212,000	97,000,000
1512	TH 52	6244-30RW2	MNDOT	PLATO BLVD TO I-94-RIGHT OF WAY FOR REPLACEMENT OF LAFAYETTE BR 9800	0.9	RW	RIGHT OF WAY	SF	4,000,000	0	0	0	4,000,000	0
1513	TH 52	6244-36	MN/DOT	OVER EATON/UP RR & OVER CONCORD ST IN ST PAUL-REDECK & PAINT BR 62026, DECK REPAIR & PAINT BR 62045; UNDER PED BRS NEAR LEWIS ST & AT WINIFRED-PAINT BRS 19025 & 62023; GUARDRAIL, ETC	1.2	BI	BRIDGE REPAIR	NHS	6,790,000	5,432,000	0	0	1,358,000	0
1514	TH 61	6221-43	MNDOT	AT INTERSECTION OF ARCADE STREET & MINNEHAHA AVE IN ST. PAUL-SIGNAL RECONSTRUCTION	0.0	AM	TRAFFIC SIGNAL REVISION	SF	121,338	0	0	0	121,338	0

Seq #	Route System	Project Number	Agency	Description	Miles	Program	Type of Work	Proposed Funds	Total	FHWA	AC	FTA	TH	Other
1515	TH 61	6222-159	MN/DOT	BEAM AVE, MAPLEWOOD-REBUILD TRAFFIC SIGNAL(DEBT MANAGEMENT)	0.0	SC	TRAFFIC SIGNAL REVISION	SF	122,594	0	0	0	122,594	0
1516	TH 61	8205-131	MNDOT	AT TH61/TH95/WEST FRONTAGE ROAD IN COTTAGE GROVE-RECONSTRUCT INTERSECTION, SIGNAL REVISION	0.4	AM	GRADE AND SURFACE	SF	594,000	0	0	0	594,000	0
1517	TH 62	2775-14	MN/DOT	TH 77, MPLS-REPLACE LIGHTING SYSTEM	0.2	SC	LIGHTING	SF	435,000	0	0	0	435,000	0
1518	TH 62	2775-18	MN/DOT	**ELLA**UNDER PORTLAND AVE, RICHFIELD-REPLACE DECK ON BR 7269 (WAS SP 2775-7269)	0.0	BI	BRIDGE REPAIR	SF	885,923	0	0	0	885,923	0
1519	TH 65	0208-144	MNDOT	FROM 215TH AVE TO 221ST AVE IN EAST BETHEL-ACCESS CLOSURES & CONSTRUCT EAST FRONTAGE ROAD	0.8	AM	GRADE AND SURFACE	SF	594,000	0	0	0	594,000	0
1520	TH 77	1925-43	MN/DOT	DIFFLEY RD, EAGAN-REBUILD TRAFFIC SIGNAL	0.0	SC	TRAFFIC SIGNAL REVISION	SF LF	400,000	0	0	0	200,000	200,000
1521	TH 77	2758-67	MN/DOT	**ELLA**N OF OLD SHAKOPEE RD(HENNEPIN CSAH 1), BLOOMINGTON TO TH 62, RICHFIELD-REPLACE SIGNING	3.5	SC	SIGNING	SF	269,132	0	0	0	269,132	0
1522	TH 77	2758-69	MN/DOT	UNDER OLD SHAKOPEE RD(HENNEPIN CSAH 1), BLOOMINGTON-REPAIR DECK ON BR 27062	0.0	BI	BRIDGE REPAIR	SF	520,000	0	0	0	520,000	0
1523	194	2781-415	MNDOT	NICOLLET AVE IN MPLS TO CRETIN/VANDALIA IN ST. PAUL-BITUMINOUS MILL & OVERLAY, CONCRETE PAVEMENT REPAIR, BRS, DRAINAGE, ETC (\$7,000,000 CHAP 152 TRANSIT ADVANTAGE BONDS)	4.5	RS	MILL AND OVERLAY	IM BF	25,665,000	18,665,000	0	0	0	7,000,000
1524	194	2781-417	MN/DOT	SHINGLE CREEK PKWY RAMP TERMINII, BROOKLYN CENTER-REPLACE TRAFFIC SIGNALS	0.0	SC	TRAFFIC SIGNAL REVISION	SF LF	500,000	0	0	0	225,000	275,000
1525	194	2781-419	MN/DOT	UNDER PED BR, SHINGLE CRK PKWY, 694 ON-RAMP, UNDER 694, HUMBOLDT, TH 100, DUPONT, 57TH, 53RD, 49TH & OVER TH 252, BROOKLYN CENTER & MPLS-PARTIAL PAINT BR 27864, 27910, 27960, 27913, 27914, 27962, 27982, 27929, 27734, 27805, 27806, 27807 & 27808	2.8	BI	PAINT BRIDGE	IM	2,290,000	2,061,000	0	0	229,000	0
1526	194	2781-443	MNDOT	FROM LOWRY TUNNEL IN MPLS TO JOHN IRELAND BLVD IN ST PAUL-TRAFFIC MANAGEMENT SYSTEM (\$6,000,000 CHAP 152 TRANSIT ADVANTAGE BONDS)	9.8	TM	TRAFFIC MGMT. SYSTEM	BF	6,000,000	0	0	0	0	6,000,000
1527	194	2781-444	MNDOT	FROM LOWRY TUNNEL IN MPLS TO JOHN IRELAND BLVD IN ST PAUL-ITS SIGN STRUCTURES (\$1M DIST C IS ITS; \$5.5M DIST C IS DEST INNOV; \$2,000,000 CHAP 152 TRANSIT ADVANTAGE BONDS)	9.8	TM	TRAFFIC MGMT. SYSTEM	STP BF	10,000,000	2,500,000	0	0	5,500,000	2,000,000
1528	194	2781-446	MN/DOT	**ELLA**WB FROM I-35W TO TH 55 IN MPLS-ROADWAY STRIPING & SIGNING MODIFICATIONS (LOW COST/HIGH BENEFIT PROJECT)	1.3	TM	STRIPING	SF	238,297	0	0	0	238,297	0

Seq #	Route System	Project Number	Agency	Description	Miles	Program	Type of Work	Proposed Funds	Total	FHWA	AC	FTA	TH	Other
1529	I 94	6283-172	MN/DOT	NB TH 61 TO WHITE BEAR AVE, ST PAUL-CONSTRUCT EB AUXILIARY LANE & RAMP METER, ETC (LOW COST, HIGH BENEFIT PROJECT)	0.4	SC	GRADE AND SURFACE	BF	2,400,000	0	0	0	0	2,400,000
1530	TH 95	1305-23	MN/DOT	TH 8, FRANCONIA TWP TO 0.1 MI N OF TH 97, NEW SCANDIA TWP - MILL & OVERLAY, DRAINAGE & GUARDRAIL REPAIR, ADD RIGHT TURN LANE ON TH243 TO NB TH 95, ETC	10.3	RS	MILL AND OVERLAY	STP	4,345,000	3,476,000	0	0	869,000	0
1531	TH 95	1306-40	MN/DOT	BR 13005 OVER SUNRISE RIVER TO E JCT TH 8, TAYLORS FALLS-MILL & OVERLAY, DRAINAGE & GUARDRAIL REPAIRS, ETC	13.5	RS	MILL AND OVERLAY	STP	4,815,000	3,852,000	0	0	963,000	0
1532	TH 97	8201-17	MNDOT	AT HORNSBY ST IN COLUMBUS-REALIGN TO INTERSECT TH 97 AT GREATER DISTANCE FROM TH 35 EAST RAMPS	0.1	AM	GRADE AND SURFACE	SF	594,000	0	0	0	594,000	0
1533	TH 100	2734-44	MN/DOT	W 50TH ST, EDINA TO TH 55, GOLDEN VALLEY-REPLACE SIGNING	5.2	SC	SIGNING	NHS	450,000	360,000	0	0	90,000	0
1534	TH 100	2755-83	MN/DOT	HENNEPIN CSAH 152 TO I-694,BROOKLYN CENTER-UPGRADE LIGHTING, PARTIAL TO CONTINUOUS	1.6	SH	LIGHTING	HSIP	300,000	270,000	0	0	30,000	0
1535	TH 120	6227-65	MN/DOT	CENTURY COLLEGE ENTRANCE, WHITE BEAR LAKE/MAHTOMEDI-REBUILD TRAFFIC SIGNAL	0.0	SH	TRAFFIC SIGNAL REVISION	HSIP	250,000	225,000	0	0	25,000	0
1536	TH 120	6227-71	MN/DOT	UP ON TH 120 S OF LARPENTEUR IN MAPLEWOOD/OAKDALE-REPLACE GATES	0.0	SR	RR X-ING IMPROVEMENTS	RRS	325,026	292,523	0	0	32,503	0
1537	TH 156	1912-56	MN/DOT	GRAND AVE, SOUTH ST PAUL-REBUILD TRAFFIC SIGNAL	0.0	SC	TRAFFIC SIGNAL REVISION	SF LF	200,000	0	0	0	100,000	100,000
1538	TH 169	2750-73	MN/DOT	FROM APPROX. 1000' N OF 63RD AVE IN NEW HOPE TO APPROX 1000' N OF 77TH AVE (HENNEPIN CSAH 130) IN BROOKLYN PARK-INSTALL CABLE MEDIAN BARRIER (OTHER FUNDS ARE DPS SECT 164)	1.7	SC	MEDIAN BARRIER	DPS SF	223,000	0	0	0	22,300	200,700
1539	TH 169	2772-89	MN/DOT	EAST SIDE OF TH169 FROM ROCKFORD ROAD (HENNEPIN CSAH 9) TO 36TH AVE N IN NEW HOPE-NOISEWALL, DRAINAGE (\$31K WRE; \$1.195 NOISE)	0.6	NO	NOISE ABATEMENT	SF LF	1,358,000	0	0	0	1,225,000	133,000
1540	TH 169	2772-93	MINNETONKA	AT BREN ROAD IN MINNETONKA & EDINA - RECONSTRUCTION OF INTERCHANGE INCLUDING BRIDGE 27B69(REPLACES 27566), ETC, DESTINATION INNOVATION (\$7.65M)	0.3	MC	GRADE,SURFACE & BRIDGE	SF	7,650,000	0	0	0	7,650,000	0
1541	TH 169	2776-03	MN/DOT	HIGHWAY 169/I494 INTERCHANGE IMPROVEMENTS, MN(AC PROJECT, PAYBACKS IN 2012, 2013, 2014)	0.2	MC	GRADE,SURFACE & BRIDGE	UG BF	108,000,000	48,000,000	49,000,000	0	3,000,000	57,000,000
1541	TH 169	2776-03	MN/DOT	**MN265**TH 169/I494 INTERCHANGE CONSTRUCTION, MN (2010 APPROPRIATIONS ACT-STP)	0.2	MC	GRADE,SURFACE & BRIDGE	HPP	399,932	399,932	0	0	0	0

Seq #	Route System	Project Number	Agency	Description	Miles	Program	Type of Work	Proposed Funds	Total	FHWA	AC	FTA	TH	Other
1541	TH 169	2776-03A	MN/DOT	HIGHWAY 169/I494 INTERCHANGE IMPROVEMENTS, MN (2009 APPROPRIATIONS ACT-TCSP)	0.2	MC	GRADE,SURFACE & BRIDGE	FFM	593,750	475,000	0	0	118,750	0
1542	TH 169	2776-03RW10	MNDOT	I-494, BLOOMINGTON-RW FOR RECONSTRUCTION OF INTERCHANGE	0.2	RW	RIGHT OF WAY	NHS	5,000,000	4,000,000	0	0	1,000,000	0
1543	TH 169	7008-45AC2	MN/DOT	SCOTT CO RD 64/TH 25, BELLE PLAINE-GRADING, SURFACING & BR 70043 & 70044-NEW INTERCHANGE, ETC(AC PAYBACK 2 OF 2 & OTHER-DEBT MGMT)	2.0	MC	GRADE,SURFACE & BRIDGE	NHS	10,001,000	1,751,000	0	0	0	8,250,000
1544	TH 169	7008-54	MNDOT	SCOTT CO RD 64, BELLE PLAINE - LANDSCAPING	1.2	MC	LANDSCAPING	SF	50,000	0	0	0	50,000	0
1545	TH 169	7009-70	MNDOT	AT 173RD ST IN SAND CREEK TOWNSHIP-ACCESS CLOSURES & BACKAGE ROAD IMPROVEMENTS	0.3	AM	GRADE AND SURFACE	SF	594,000	0	0	0	594,000	0
1546	TH 212	1013-79B	MNDOT	NORWOOD YOUNG AMERICA TO CHASKA-US HIGHWAY 212 EXPANSION(2008 APPROP ACT-TCSP)	14.0	PL	PLANNING	HPP	755,911	604,729	0	0	151,182	0
1547	TH 212	1017-100	MNDOT	AT CARVER CSAH 11 INTERCHANGE IN CHASKA-LANDSCAPING	0.3	RB	LANDSCAPING	SF	50,000	0	0	0	50,000	0
1548	TH 284	1014-19	MNDOT	FROM 10TH ST TO TH 5 IN WACONIA- CHANNELIZATION & SIGNAL REPLACEMENT (\$594K AM, \$225K TRAFFIC)	0.0	AM	GRADE AND SURFACE	SF LF	1,085,000	0	0	0	819,000	266,000
1549	I 394	2789-131	MN/DOT	I-494 IN MINNETONKA TO I94 IN MPLS-GATE ARM BATTERY BACKUP, UPGRADE/REFURBISH ELECTRICAL, SECURITY UPGRADES	8.4	TM	TRAFFIC MGMT. SYSTEM	SF	500,000	0	0	0	500,000	0
1550	I 394	2789-134	MN/DOT	AT XENIA & PARK PLACE IN GOLDEN VALLEY-EXIT RAMP MODIFICATIONS (LOW COST-HIGH BENEFIT PROJECT)	1.2	RD	MILL AND OVERLAY	BF	600,000	0	0	0	0	600,000
1551	I 494	2785-330B	MNDOT	**MN199**I-494 LANE ADDITION, HENNEPIN CO	5.7	PL	PLANNING	HPP	982,499	785,999	0	0	196,500	0
1552	TH 610	0217-24	MN/DOT	FROM TH169 IN BROOKLYN PARK TO TH10 IN COON RAPIDS-EXPAND FIBER OPTIC NETWORK	6.6	TM	TRAFFIC MGMT. SYSTEM	SF	500,000	0	0	0	500,000	0
1553	TH 610	2771-37D	MN/DOT	**MN254**TH 169 IN BROOKLYN PARK TO I94 IN MAPLE GROVE-PRELIMINARY ENGINEERING/EIS RE-EVALUATION (2009 APPROPRIATIONS ACT-STP)	0.0	CA	PLANNING	HPP	1,520,000	1,520,000	0	0	0	0
1554	I 694	8286-67	MN/DOT	WASHINGTON CSAH 10(10TH ST/MINNEHAHA), OAKDALE-REPLACE LIGHTING SYSTEM	0.0	SC	LIGHTING	SF	115,000	0	0	0	115,000	0
1555	TH 999	2700-54	MN/DOT	INTEGRATED CORRIDOR SIGNAL COORDINATION, I-394 CORRIDOR INCLUDING THE 55, TH 7, ETC, DEPLOYMENT OF TRANSIT SIGNAL PRIORITY, CCTV CAMERAS & VARIABLE MESSAGE SIGNS	0.0	TM	TRAFFIC MGMT. SYSTEM	CMAQ	2,405,852	1,924,681	0	0	481,171	0
1556	TH 999	8825-239	MN/DOT	ONE QUADRANT METROWIDE-RELAMP LIGHTING SYSTEM	0.0	SC	LIGHTING	SF	400,000	0	0	0	400,000	0

ATP: M
 Fiscal Year: 2011

STIP for FY 2011-2014

Seq #	Route System	Project Number	Agency	Description	Miles	Program	Type of Work	Proposed Funds	Total	FHWA	AC	FTA	TH	Other
1557	TH 999	8825-304	MN/DOT	METROWIDE-REPLACE POPULATION SIGNS	0.0	SC	SIGNING	SF	200,000	0	0	0	200,000	0
1558	TH 999	8825-315	MN/DOT	METROWIDE-REPLACE QUEUE & MAINLINE LOOP DETECTORS	0.0	TM	TRAFFIC MGMT. SYSTEM	SF	150,000	0	0	0	150,000	0
1559	TH 999	8825-373	MNDOT	ON TH 5 & TH 212 IN CARVER CO, TH 55 IN HENN CO, & TH 61 IN WASH CO-SIGNING & STRIPING IMPROVEMENTS(GAP PROJECT-DPS164 FUNDS)	0.0	SC	STRIPING	DPS	975,000	0	0	0	0	975,000
1560	TH 999	8825-386	MNDOT	METROWIDE-OVERHEAD SIGN REPAIR & REPLACEMENT	0.0	SC	SIGNING	SF	350,000	0	0	0	350,000	0
1561	TH 999	880M-RW-11	MN/DOT	METRO SETASIDE FOR RIGHT OF WAY FOR FY 2011	0.0	RW	RIGHT OF WAY	SF	14,500,000	0	0	0	14,500,000	0
1562	TH 999	880M-SAS-11	MNDOT	DISTRICTWIDE SETASIDES - 2011	0.0	NA	MISCELLANEOUS	SF	35,772,000	0	0	0	35,772,000	0
1563	TH 999	TRLF-RW-11	MN/DOT	REPAYMENT IN FY 2011 OF TRLF LOANS USED FOR RIGHT OF WAY PURCHASE ON TH'S 212 & 65	0.0	RW	RIGHT OF WAY	SF	2,964,622	0	0	0	2,964,622	0
									\$1,126,601,787	\$403,530,856	\$113,571,600	\$150,462,099	\$96,839,248	\$475,769,584

Seq #	Route System	Project Number	Agency	Description	Miles	Program	Type of Work	Proposed Funds	Total	FHWA	AC	FTA	TH	Other
1564	BB	TRF-0031-12	MN/DOT	SECT 5311: METROPOLITAN COUNCIL RURAL TRANSIT OPERATING ASSISTANCE	0.0	OB	OPERATE BUS	FTA	4,349,690	0	0	1,028,600	0	3,321,090
1565	BB	TRF-TCMT-12	MET COUNCIL-MT	SECT 5307: TWIN CITIES MET COUNCIL MT-BUS ACQUISITION	0.0	B9	PURCHASE BUS	FTA	39,891,889	0	0	31,913,511	0	7,978,378
1566	BB	TRF-TCMT-12A	MET COUNCIL-MT	SECT 5307: TWIN CITIES MET COUNCIL MT-PREVENTIVE MAINTENANCE	0.0	B9	BUS GRANT CAPITAL IMPROVEMENT	FTA	31,875,000	0	0	25,500,000	0	6,375,000
1567	BB	TRF-TCMT-12B	MET COUNCIL-MT	SECT 5307: TWIN CITIES MET COUNCIL MT-ASSOCIATED CAPITAL MAINTENANCE-BUS	0.0	B9	BUS GRANT CAPITAL IMPROVEMENT	FTA	2,600,000	0	0	2,080,000	0	520,000
1568	BB	TRF-TCMT-12C	MET COUNCIL-MT	SECT 5307: TWIN CITIES MET COUNCIL MT-SECURITY/SAFETY FOR 1%	0.0	B9	BUS GRANT CAPITAL IMPROVEMENT	FTA	700,000	0	0	560,000	0	140,000
1569	BB	TRF-TCMT-12D	MET COUNCIL-MT	SECT 5307: TWIN CITIES MET COUNCIL MT-CAPITAL LEASE-TIRES	0.0	B9	PURCHASE BUS	FTA	2,100,678	0	0	1,680,542	0	420,136
1570	BB	TRF-TCMT-12E	MET COUNCIL-MT	SECT 5307: TWIN CITIES MET COUNCIL MT-0.5% FOR MT STAFF TRAINING/CERTIFICATION	0.0	B9	BUS GRANT CAPITAL IMPROVEMENT	FTA	337,500	0	0	270,000	0	67,500
1571	BB	TRF-TCMT-12F	MET COUNCIL-MT	SECT 5307: TWIN CITIES MET COUNCIL MT-TRANSIT ENHANCEMENTS 1%	0.0	B9	BUS GRANT CAPITAL IMPROVEMENT	FTA	700,000	0	0	560,000	0	140,000
1572	BB	TRF-TCMT-12G	MET COUNCIL-MTS	SECT 5307: TWIN CITIES MET COUNCIL MTS-BUS ACQUISITIONS	0.0	B9	PURCHASE BUS	FTA	2,812,500	0	0	2,250,000	0	562,500
1573	BB	TRF-TCMT-12H	MET COUNCIL-MTS	SECT 5307: TWIN CITIES MET COUNCIL MTS-METRO MOBILITY CAPITAL COST OF CONTRACTING FOR SERVICES	0.0	B9	BUS GRANT CAPITAL IMPROVEMENT	FTA	5,312,500	0	0	4,250,000	0	1,062,500
1574	BB	TRF-TCMT-12J	MET COUNCIL-MTS	SECT 5307: TWIN CITIES MET COUNCIL MTS-REGIONAL FLEET CAPITAL COST OF CONTRACTING	0.0	B9	BUS GRANT CAPITAL IMPROVEMENT	FTA	3,125,000	0	0	2,500,000	0	625,000
1575	BB	TRF-TCMT-12K	MET COUNCIL-MTS	SECT 5307: TWIN CITIES MET COUNCIL MTS-VANGO CAP COST OF CONTRACTING	0.0	B9	BUS GRANT CAPITAL IMPROVEMENT	FTA	625,000	0	0	500,000	0	125,000
1576	BB	TRF-TCMT-12L	MET COUNCIL-MT	SECT 5307: TWIN CITIES MET COUNCIL MT-FTH2	0.0	B9	BUS GRANT CAPITAL IMPROVEMENT	FTA	20,000,000	0	0	16,000,000	0	4,000,000

Seq #	Route System	Project Number	Agency	Description	Miles	Program	Type of Work	Proposed Funds	Total	FHWA	AC	FTA	TH	Other
1577	BB	TRF-TCMT-12M	MET COUNCIL-MT	SECT 5309: TWIN CITIES MET COUNCIL MT-BUS/BUS CAPITAL	0.0	B3	BUS GRANT CAPITAL IMPROVEMENT	FTA	3,625,000	0	0	2,900,000	0	725,000
1578	BB	TRF-TCMT-12N	MET COUNCIL-MT	SECT 5309: FIXED GUIDEWAY: TWIN CITIES MET COUNCIL MT-LRT ASSOCIATED CAPITAL MAINTENANCE	0.0	B3	BUS GRANT CAPITAL IMPROVEMENT	FTA	1,250,000	0	0	1,000,000	0	250,000
1579	BB	TRF-TCMT-12P	MET COUNCIL-MT	SECT 5309: FIXED GUIDEWAY: TWIN CITIES MET COUNCIL MT-LIGHT RAIL VEHICLES	0.0	B3	BUS GRANT CAPITAL IMPROVEMENT	FTA	17,500,000	0	0	14,000,000	0	3,500,000
1580	BB	TRF-TCMT-12Q	MET COUNCIL-MT	SECT 5307: TWIN CITIES MET COUNCIL MT-TRANSIT BUSINESS COMPUTER HW & SW	0.0	B9	BUS GRANT CAPITAL IMPROVEMENT	FTA	2,500,000	0	0	2,000,000	0	500,000
1581	BB	TRF-TCMT-12R	MET COUNCIL-MT	SECT 5307: TWIN CITIES MET COUNCIL MT-I35E & CO RD E PARK & RIDE	0.0	B9	BUS GRANT CAPITAL IMPROVEMENT	FTA	3,910,000	0	0	3,128,000	0	782,000
1582	BB	TRF-TCMT-12S	MET COUNCIL-MTS	SECT 5307: TWIN CITIES MET COUNCIL MTS-PREVENTIVE MAINTENANCE - SWT	0.0	B9	BUS GRANT CAPITAL IMPROVEMENT	FTA	585,000	0	0	468,000	0	117,000
1583	BB	TRF-TCMT-12T	MET COUNCIL-U OFM	SECT 5307: TWIN CITIES MET COUNCIL U OF M-U OF M BUS ACQUISITION	0.0	B9	PURCHASE BUS	FTA	375,000	0	0	300,000	0	75,000
1584	BB	TRF-TCMT-12U	MET COUNCIL-MTS	SECT 5307: TWIN CITIES MET COUNCIL MTS-COP PAYMENT FOR EAGAN BUS GARAGE EXPANSION - MVTA	0.0	B9	BUS GRANT CAPITAL IMPROVEMENT	FTA	500,000	0	0	400,000	0	100,000
1585	BB	TRF-TCMT-12V	MET COUNCIL-MT	SECT 5309: TWIN CITIES MET COUNCIL MT-OVERHAUL BASE RENOVATION	0.0	B3	BUS GRANT CAPITAL IMPROVEMENT	FTA	3,000,000	0	0	2,400,000	0	600,000
1586	BB	TRF-TCMT-12W	MET COUNCIL-MT	SECT 5309: TWIN CITIES MET COUNCIL MT-ENERGY IMPROVEMENT	0.0	B3	BUS GRANT CAPITAL IMPROVEMENT	FTA	3,000,000	0	0	2,400,000	0	600,000
1587	BB	TRS-7068-12	MNDOT	HEARTLAND EXPRESS-PURCHASE CLASS 400 BUS	0.0	TR	PURCHASE BUS	STP	68,000	54,400	0	0	0	13,600
1588	BB	TRS-TCMT-12A	MET COUNCIL -MTS	PURCHASE 16 BUSES FOR EXPANSION OF REGIONAL TRANSIT FLEET FOR EXPRESS SERVICE	0.0	TR	BUS GRANT CAPITAL IMPROVEMENT	CMAQ	8,400,000	6,720,000	0	0	0	1,680,000
1589	BB	TRS-TCMT-12B	MET COUNCIL-MT	NE QUADRANT OF 610 & NOBLES PKWY, BROOKLYN PARK- CONSTRUCT 1000 STRUCTURED STALL PARK & RIDE FACILITY	0.0	TR	BUS GRANT CAPITAL IMPROVEMENT	CMAQ	14,560,000	7,840,000	0	0	0	6,720,000

Seq #	Route System	Project Number	Agency	Description	Miles	Program	Type of Work	Proposed Funds	Total	FHWA	AC	FTA	TH	Other
1590	RR	27-00293	MN/DOT	14TH AVE NE, MUN 283, MPLS-INSTALL GATES(MULTI - TRACK)	0.0	SR	RAILROAD SURF/SIGNALS	RRS	336,000	302,400	0	0	0	33,600
1591	RR	27-00294	MN/DOT	39TH & 1/2 AVE, ROBBINSDALE, HENNEPIN CO-INSTALL GATES	0.0	SR	RAILROAD SURF/SIGNALS	RRS	280,000	252,000	0	0	0	28,000
1592	RR	27-00295	MN/DOT	W 92ND ST, MUN 527, BLOOMINGTON-INSTALL GATES	0.0	SR	RAILROAD SURF/SIGNALS	RRS	280,000	252,000	0	0	0	28,000
1593	RR	27-00296	MN/DOT	LAKE ST, MSAS 281, ST LOUIS PARK, HENNEPIN CO-INSTALL GATES & ONE SET OF FLASHERS	0.0	SR	RAILROAD SURF/SIGNALS	RRS	308,000	277,200	0	0	0	30,800
1594	RR	27-00297	MN/DOT	26TH AVE N, MSAS 301, MPLS, HENNEPIN CO-INSTALL GATES	0.0	SR	RAILROAD SURF/SIGNALS	RRS	280,000	252,000	0	0	0	28,000
1595	RR	27-00298	MN/DOT	17TH AVE N, MSAS 310, MPLS-INSTALL GATES	0.0	SR	RAILROAD SURF/SIGNALS	RRS	280,000	252,000	0	0	0	28,000
1596	RR	27-00299	MN/DOT	ALABAMA AVE, MSAS 305, ST LOUIS PARK, HENNEPIN CO-INSTALL GATES	0.0	SR	RAILROAD SURF/SIGNALS	RRS	280,000	252,000	0	0	0	28,000
1597	RR	27-00300	MN/DOT	22ND AVE N, MSAS 311, MPLS-INSTALL GATES	0.0	SR	RAILROAD SURF/SIGNALS	RRS	280,000	252,000	0	0	0	28,000
1598	CSAH 7	002-607-019	ANOKA COUNTY	ANOKA CSAH 7(7TH AVE) & ANOKA CSAH 14(MAIN ST), ANOKA-REPLACE TRAFFIC SIGNAL, TURN LANES, ETC	0.0	SH	SPOT IMPROVEMENT	HSIP	1,680,000	1,512,000	0	0	0	168,000
1599	CSAH 17	002-617-018	ANOKA COUNTY	ANOKA CSAH 14 (MAIN ST), BLAINE TO 1,000 FT N OF ANOKA CSAH 116(BUNKER LAKE BLVD), HAM LAKE-RECONSTRUCT TO 6-LANE DIVIDED RDWY, BLAINE & A 4-LANE DIVIDED RDWY, HAM LAKE INCLUDING PED/BIKE FACILITIES	2.2	RC	GRADE AND SURFACE	UG	12,000,000	5,837,920	0	0	0	6,162,080
1600	CSAH 116	002-716-012	ANOKA COUNTY	ANOKA CSAH 7 TO 38TH AVE, ANOKA & ANDOVER-RECONSTRUCT TO 4-LANE DIVIDED RDWY, PED/BIKE TRAIL, ETC	1.0	RC	GRADE AND SURFACE	UG	5,885,600	4,708,480	0	0	0	1,177,120
1601	PED/BIKE	010-090-002	CARVER COUNTY	MAYER TO CARVER/MCLEOD CO LINE-CONSTRUCT CARVER CO DAKOTA RAIL LINE PED/BIKE TRAIL ON ABANDONED DAKOTA RAIL LINE CORRIDOR	6.0	EN	PEDESTRIAN BIKE TRAIL	TEA	1,478,400	1,120,000	0	0	0	358,400
1602	CSAH 23	019-623-024AC	DAKOTA COUNTY	DAKOTA CSAH 42 TO N OF 138TH ST, APPLE VALLEY-RECONSTRUCT, WIDENING, SHOULDERS FOR BRT, ETC(AC PAYBACK 1 OF 1)	1.2	RC	GRADE AND SURFACE	UG	7,840,000	7,840,000	0	0	0	0
1603	TH 55	027-596-005	HENNEPIN COUNTY	**MN120** RIGHT OF WAY ACQUISITION FOR TH 55 CORRIDOR PROTECTION PROJECT	21.0	RW	RIGHT OF WAY	HPP	834,501	667,601	0	0	0	166,900
1604	CSAH 3	027-603-049	HENNEPIN COUNTY	**MN061**LAKE ST ACCESS TO I-35W, MPLS-PURCHASE RW(2003 APPROPRIATIONS ACT)	0.0	RW	RIGHT OF WAY	HPP	4,000,000	4,000,000	0	0	0	0

Seq #	Route System	Project Number	Agency	Description	Miles	Program	Type of Work	Proposed Funds	Total	FHWA	AC	FTA	TH	Other
1605	CSAH 3	027-603-052	HENNEPIN COUNTY	**MN061**LAKE ST ACCESS TO I-35W, MPLS-PRELIMINARY ENGINEERING(2001 APPROPRIATIONS ACT)	0.0	PL	PLANNING	HPP	1,050,000	840,000	0	0	0	210,000
1606	CSAH 81	027-681-029	HENNEPIN COUNTY	N OF HENNEPIN CSAH 10, CRYSTAL TO N OF 63RD AVE N, BROOKLYN PARK-RECONSTRUCT TO 6-LANE DIVIDED RDWY, ETC	1.2	RC	GRADE AND SURFACE	UG	10,080,000	7,840,000	0	0	0	2,240,000
1607	CSAH 68	070-668-002AC	SCOTT COUNTY	SCOTT CSAH 68 AT SCOTT CSAH 91, CREDIT RIVER TWP-CONSTRUCT ROUNDABOUT(AC PAYBACK 1 OF 1)	0.0	SH	GRADE AND SURFACE	HSIP	705,600	705,600	0	0	0	0
1608	CR 10	090-610-001	SOUTHWEST TRANSIT	NE QUADRANT OF TH 212 & CO RD 10, CHASKA-ACQUIRE RW & CONSTRUCT 450 STRUCTURED STALL PARK & RIDE FACILITY	0.0	TR	BUS GRANT CAPITAL IMPROVEMENT	CMAQ	9,785,978	7,828,782	0	0	0	1,957,196
1609	EN	091-070-015	ST PAUL PARK/REC	INTERPRETIVE SITE OF PEDESTRIAN BR L-5853 OVER FORMER COMO/HARRIET STREETCAR LINE, COMO PARK	0.0	EN	ENHANCEMENT	TEA	1,214,080	719,488	0	0	0	494,592
1610	PED/BIKE	091-090-057	DAKOTA COUNTY	MISS RIVER REG TR, SCHARRS BLUFF TO MISS RIVER, SPRING LK RARK RESERVE, NININGER TWP-CONSTRUCT PED/BIKE TR & TRAILHEAD FACILITY, ETC	1.6	EN	PED/BIKE IMPROVEMENT	TEA	1,290,240	1,032,192	0	0	0	258,048
1611	PED/BIKE	091-090-058	DAKOTA COUNTY	TH 110 TO GARLOUGH ELEMENTARY, WEST ST PAUL-CONSTRUCT N URBAN REG TR INCLUDING UNDERPASS	1.1	EN	PEDESTRIAN BIKE TRAIL	TEA	992,600	794,080	0	0	0	198,520
1612	EN	141-080-042	MINNEAPOLIS	HENN AVE TO CEDAR AVE, MPLS-REHABILITATE/PRESERVE HISTORIC BRS WHICH ARE OVER MIDTOWN GREENWAY	0.0	EN	BRIDGE REPAIR OTHER	TEA	1,400,000	1,120,000	0	0	0	280,000
1613	CMAQ	141-080-044AC	MINNEAPOLIS	OPERATION & MAINTENANCE OF TRAF MGMT CTR-ADDITIONAL PERSONNEL FOR OPERATIONS & MAINT OF ITS, MPLS(AC PAYBACK 1 OF 1)	0.0	TM	TRAFFIC MGMT. SYSTEM	CMAQ	250,000	250,000	0	0	0	0
1614	CMAQ	141-080-050	MINNEAPOLIS	TRAF MGMT CTR & ITS UPGRADES-PHASE 3B, REPLACE ELECTROMECHANICAL CONTROLLERS AT INTERSECTIONS, INSTALLATION OF CCTV CAMERAS & VIDEO SHARING SOFTWARE	0.0	TM	TRAFFIC SIGNAL REVISION	CMAQ	3,250,000	2,400,000	0	0	0	850,000
1615	MSAS 165	141-165-030	MINNEAPOLIS	CHICAGO AVE, MPLS, 33RD ST TO 54TH ST(EXCLUDING 46TH & 48TH)-INSTALL OVERHEAD SIGNAL INDICATIONS AT 9 LOCATIONS	2.0	SH	TRAFFIC SIGNAL INST.	HSIP	554,400	498,960	0	0	0	55,440
1616	CITY	141-454-001	MINNEAPOLIS	COLUMBIA AVE NE TO TH 47 ACCESS RAMP-REPLACE BR 90664 OVER BNSF NORTHTOWN YARD & APPROACHES	0.0	BR	BRIDGE REPLACEMENT	BR	12,208,000	8,960,000	0	0	0	3,248,000
1617	CSAH 10	146-020-011	MOUNDS VIEW	RAMSEY CSAH 10 & RAMSEY CO RD H, MOUNDS VIEW-REPLACE TRAFFIC SIGNAL, TURN LANES, ETC	0.0	SH	SPOT IMPROVEMENT	HSIP	700,000	630,000	0	0	0	70,000
1618	TH 7	163-010-038	SAINT LOUIS PARK	LOUISIANA AVE, ST LOUIS PARK-CONSTRUCT INTERCHANGE, ETC	0.2	MC	GRADE,SURFACE & BRIDGE	UG	18,400,000	7,630,000	0	0	0	10,770,000

Seq #	Route System	Project Number	Agency	Description	Miles	Program	Type of Work	Proposed Funds	Total	FHWA	AC	FTA	TH	Other
1619	PED/BIKE	164-020-109	SAINT PAUL	RAYMOND AVE. UNIVERSITY AVE TO HAMPDEN ST, ST PAUL-PEDESTRIAN STREETScape IMPROVEMENTS, ETC	0.4	EN	PED/BIKE IMPROVEMENT	TEA	1,612,800	1,075,200	0	0	0	537,600
1620	PED/BIKE	164-090-012	SAINT PAUL	MIDTOWN GREENWAY-ST PAUL, PHASE 2 FROM CP RR CORR, PRIOR AVE TO CP RR CORR AT AYD MILL TRAIL, ST PAUL-RW ACQUISITION, CONSTRUCT PED/BIKE TRAIL, ETC	1.5	BT	PEDESTRIAN BIKE TRAIL	UG	7,700,000	6,160,000	0	0	0	1,540,000
1621	CITY	164-158-020	SAINT PAUL	300 FT W OF TO 300 FT E OF MARKET ST, ST PAUL-REPLACE KELLOGG ST BR 92798 OVER RAVINE & APPROACHES	0.1	BR	BRIDGE REPLACEMENT	BR	2,447,200	1,400,000	0	0	0	1,047,200
1622	CSAH 10	189-020-020AC	MAPLE GROVE	VICKSBURG LN TO PEONY LN, MAPLE GROVE-RECONSTRUCT TO 4-LANE DIVIDED RDWY, TRAILS, ETC(AC PAYBACK 1 OF 1)	0.9	RC	GRADE AND SURFACE	UG	3,920,000	3,920,000	0	0	0	0
1623	CMAQ	TDM-2012	MET COUNCIL-MT	TDM ACTIVITIES TO REDUCE SOV USE BY VAN POOLS, CAR POOL & RIDE MATCHING PROGRAMS, MARKETING, TRANSIT RIDERSHIP INCENTIVES BY SUPPORTING SEVERAL TRANSPORTATION MANAGEMENT ORGANIZATIONS.	0.0	TM	PLANNING	CMAQ	4,375,000	3,500,000	0	0	0	875,000
1624	TH 3	1921-87	MN/DOT	194TH ST, EMPIRE TWP TO CPRR BRIDGE 19086 IN ROSEMOUNT-REPLACE OR REPAIR CULVERTS, ETC	4.0	RD	STORM SEWER REPAIR	SF	215,000	0	0	0	215,000	0
1625	TH 5	1002-89	MN/DOT	0.2 MI W OF CARVER CSAH 11 E JCT IN VICTORIA TO 0.1 MI E OF TH 41 IN CHANHASSEN - BITUMINOUS MILL & OVERLAY, ADD TURN LANES, ETC	3.8	RS	MILL AND OVERLAY	STP LF	4,760,000	3,680,000	0	0	920,000	160,000
1626	TH 7	2706-221	MN/DOT	VINE HILL RD, SHOREWOOD-REPLACE TRAFFIC SIGNAL	0.0	SC	TRAFFIC SIGNAL REVISION	SF LF	300,000	0	0	0	175,000	125,000
1627	TH 8	1301-98	MNDOT	**MN137** 0.6MI W OF SHOQUIST LN TO 0.2 MI E OF IRENE AVE IN LINDSTROM-CONSTRUCTION OF CAPACITY & SAFETY IMPROVEMENTS(\$1.25M FROM ACCESS MGMT)	2.7	RC	GRADE AND SURFACE	HPP	6,479,281	5,183,425	0	0	1,295,856	0
1627	TH 8	1301-98A	MN/DOT	**MN255** TH 8 IN LINDSTROM-0.6MI W OF SHOQUIST LN TO 0.2 MI E OF IRENE AVE IN LINDSTROM-CONSTRUCTION OF CAPACITY & SAFETY IMPROVEMENTS(2009 APPROPRIATIONS ACT-STP)	2.7	RC	GRADE AND SURFACE	HPP	950,000	950,000	0	0	0	0
1627	TH 8	1301-98B	MNDOT	0.6 MI W OF SHOQUIST LN TO 0.2 MI E OF IRENE AVE IN LINDSTROM-CONSTRUCTION OF CAPACITY & SAFETY IMPROVEMENTS	2.7	RC	GRADE AND SURFACE	NHS	3,250,000	2,600,000	0	0	650,000	0
1627	TH 8	1301-98S	MNDOT	0.2M W OF CHISAGO CSAH 14 TO BR 570, LINDSTROM-FRONTAGE RD, ACCESS CLOSURES, ETC	0.2	SH	GRADE AND SURFACE	HSIP	1,625,000	1,462,500	0	0	162,500	0
1627	TH 8	1301-13001	MN/DOT	OVER STREAM 0.4 MI W OF CHISAGO CSAH 20, LINDSTROM-REPLACE BR 570	0.0	BR	BRIDGE REPLACEMENT	SF	900,000	0	0	0	900,000	0

Seq #	Route System	Project Number	Agency	Description	Miles	Program	Type of Work	Proposed Funds	Total	FHWA	AC	FTA	TH	Other
1628	TH 10	0202-91	MN/DOT	THURSTON AVE, ANOKA TO I-35W, MOUNDS VIEW-REPLACE SIGNING	13.6	SC	SIGNING	SF	450,000	0	0	0	450,000	0
1629	TH 12	2713-88	MN/DOT	HENNEPIN CSAH 83 TO BOUNDARY AVE, MAPLE PLAIN, MEDIAN, INTERSECTION IMPROVEMENTS, ACCESS CLOSURES, ETC(\$1.5M-ACCESS MGMT PROJECT-"OLD" ACCESS MGMT DOLLARS)	0.7	SC	GRADE AND SURFACE	SF	1,500,000	0	0	0	1,500,000	0
1630	TH 13	1902-53	MN/DOT	0.15 MI N OF TO 0.15 M S OF 2ND ST IN MENDOTA-CLEAN/LINE & REPLACE CULVERTS, DRAIN TILE, POND, DITCHES, ETC	0.3	RD	STORM SEWER REPAIR	SF	1,875,000	0	0	0	1,875,000	0
1631	TH 20	1903-07	MN/DOT	**ELLA**TH 19, CANNON FALLS TO TH 50, DOUGLAS TWP-REPLACE SIGNING	7.5	SC	SIGNING	SF	200,000	0	0	0	200,000	0
1632	I 35	1380-67	MN/DOT	CHISAGO CSAH 22, WYOMING, CHISAGO CSAH 19, STACY & AT CHISAGO CSAH 10 AT HARRIS & AT TH 95, NORTH BRANCH-LIGHTING REPLACEMENT	16.0	SC	LIGHTING	SF	320,000	0	0	0	320,000	0
1633	I 35	1980-68AC1	MN/DOT	DAKOTA CSAH 70, LAKEVILLE-RECONSTRUCT INTERCHANGE-DEBT MGMT(AC PAYBACK FROM FY 2008) (PAYBACK 1 OF 2)	0.4	RC	GRADE,SURFACE & BRIDGE	NHS	2,500,000	2,500,000	0	0	0	0
1634	I 35E	1982-148	MN/DOT	TH 110 E & W RAMPS, MENDOTA HEIGHTS-REBUILD TRAFFIC SIGNAL	0.0	SC	TRAFFIC SIGNAL REVISION	SF	300,000	0	0	0	300,000	0
1635	I 35E	1982-150	MN/DOT	0.2 MI S OF DAKOTA CSAH 26(LONE OAK RD), EAGAN TO W 7TH ST IN ST PAUL- 4" MILL & OVERLAY, DRAINAGE, GUARDRAIL	5.2	RS	MILL AND OVERLAY	SF	7,300,000	0	0	0	7,300,000	0
1636	I 35E	2782-294	MNDOT	I-35W/TH 62 COMMONS AREA (BR 27932 TO BR 27940) - CROSSTOWN LANDSCAPING, PHASE I	1.2	RB	LANDSCAPING	SF	300,000	0	0	0	300,000	0
1637	I 35E	6280-308	MN/DOT	**BP08** I94 THRU MARYLAND AVE IN ST PAUL-RECONSTRUCT INCLUDING NEW CAYUGA BRIDGE & OTHER VARIOUS BRS.	1.5	BR	GRADE,SURFACE & BRIDGE	BR BF	162,000,000	60,000,000	0	0	0	102,000,000
1637	I 35E	6280-308S1	MN/DOT	**MN209** I-94 TO MARYLAND AVE, ST PAUL-RW & RECONSTRUCTION	1.8	RW	RIGHT OF WAY	HPP	5,624,375	4,499,500	0	0	1,124,875	0
1637	I 35E	6280-308S2	MN/DOT	**MN233** I-94 TO MARYLAND AVE, ST PAUL-RW & RECONSTRUCTION	1.8	RW	RIGHT OF WAY	HPP	3,374,625	2,699,700	0	0	674,925	0
1637	I 35E	6280-308RW	MN/DOT	**MN171** I-94 TO MARYLAND AVE, ST PAUL-RW & RECONSTRUCTION	1.8	RW	RIGHT OF WAY	HPP	3,149,651	2,519,721	0	0	629,930	0
1638	I 35E	6280-347	MN/DOT	MARYLAND AVE TO ROSELAWN AVE, ST PAUL-REPLACE LIGHTING	1.4	SC	LIGHTING	SF	430,000	0	0	0	430,000	0

Seq #	Route System	Project Number	Agency	Description	Miles	Program	Type of Work	Proposed Funds	Total	FHWA	AC	FTA	TH	Other
1639	I 35E	6280-354	MNDOT	RAMSEY CO RD E TO EDGERTON RD & ON I694, TH 61 TO EDGERTON RD (UNWEAVE THE WEAVE) - LANDSCAPING	2.0	RB	LANDSCAPING	SF	337,500	0	0	0	337,500	0
1640	I 35E	6280-355	MNDOT	EDGERTON RD TO LITTLE CANADA RD & I694, EDGERTON RD TO RICE ST (UNWEAVE THE WEAVE) - LANDSCAPING	1.7	RB	LANDSCAPING	SF	337,500	0	0	0	337,500	0
1641	I 35W	2782-300	MN/DOT	BLACKDOG RD TO 90TH ST IN BLOOMINGTON-REPLACE CULVERTS, ETC	3.1	RD	STORM SEWER REPAIR	SF	295,000	0	0	0	295,000	0
1642	I 35W	2783-128	MN/DOT	NB, UNDER HENN AVE TO STINSON BLVD EXIT RAMP, MPLS - INSTALL DRAINAGE SYSTEM, NB SHOULDER/DITCH	0.3	RS	MILL AND OVERLAY	IM	765,000	688,500	0	0	76,500	0
1643	I 35W	6284-144	MN/DOT	RAMSEY CO RD D RAMP TERMINI, ROSEVILLE-REBUILD TRAFFIC SIGNALS	0.0	SC	TRAFFIC SIGNAL REVISION	SF LF	450,000	0	0	0	202,500	247,500
1644	I 35W	6284-145	MN/DOT	TH 888A (OLD TH 8), RAMSEY CO RD D TO I-35W-BITUMINOUS OVERLAY	0.7	RS	BITUMINOUS OVERLAY	SF	560,000	0	0	0	560,000	0
1645	I 35W	6284-159	MN/DOT	UNDER S JCT TH 10, ARDEN HILLS-REPLACE BR 9585 & 9586 & APPROACHES	0.3	BR	BRIDGE REPLACEMENT	SF	8,355,000	0	0	0	8,355,000	0
1646	TH 36	6211-88	MNDOT	WHITE BEAR AVE, MAPLEWOOD TO TH 120, NORTH ST PAUL - LANDSCAPING	2.0	RB	LANDSCAPING	SF	100,000	0	0	0	100,000	0
1647	TH 36	6212-167	MN/DOT	OVER KELLER LAKE, MAPLEWOOD-REPLACE BR 5715 & APPROACHES, GUARDRAIL, STORM SEWER, ETC	0.2	BR	BRIDGE REPLACEMENT	SF	3,730,000	0	0	0	3,730,000	0
1648	TH 36	8204-55	MN/DOT	AT HILTON TRAIL IN PINE SPRINGS & GRANT-RECONSTRUCT TO A GRADE-SEPARATED INTERCHANGE, FRONTAGE RD, ETC	1.1	MC	GRADE, SURFACE & BRIDGE	UG	9,905,000	7,924,000	0	0	1,981,000	0
1649	TH 36	8214-114MIT12	MN/DOT	OVER ST CROIX RIVER NEAR STILLWATER-MITIGATION ITEMS FOR REPLACEMENT OF RIVER BRIDGE 4654	0.2	BR	BRIDGE REPLACEMENT	BF	370,000	0	0	0	0	370,000
1650	TH 36	8214-144	MNDOT	**MN126** ST CROIX RIVER X-ING AT STILLWATER-(MN)TH 36/(WI) TH 64-PRE ENG & STUDY OF LONG TERM ALTERNATIVES IN MN (ORIGINALLY CUT/COVER APPROACH FOR CROSSING)	4.0	PL	PLANNING	HPP	100,000	80,000	0	0	20,000	0
1650	TH 36	8214-144L	OAK PARK HEIGHTS	**MN126** ST CROIX RIVER X-ING AT STILLWATER-(MN)TH 36/(WI) TH 64-PRE ENG & STUDY OF LONG TERM ALTERNATIVES IN MN (ORIGINALLY CUT/COVER APPROACH FOR CROSSING)	4.0	PL	PLANNING	HPP	349,950	279,960	0	0	0	69,990
1651	TH 47	0205-96	MN/DOT	37TH AVE NE, COLUMBIA HEIGHTS-REPLACE TRAFFIC SIGNAL	0.0	SC	TRAFFIC SIGNAL REVISION	SF LF	250,000	0	0	0	125,000	125,000

Seq #	Route System	Project Number	Agency	Description	Miles	Program	Type of Work	Proposed Funds	Total	FHWA	AC	FTA	TH	Other
1652	TH 51	6215-90	MN/DOT	PIERCE BUTLER, ST PAUL TO TH 36, ROSEVILLE-MAINLINE & RAMP CONCRETE REHABILITATION, M/O BITUMINOUS RAMPS, REPAIR/REPLACE PIPES, ETC(\$500,000 FROM BARC)	2.8	RS	CONCRETE PAVEMENT REHAB	SF	890,000	0	0	0	890,000	0
1653	TH 51	6215-91	MN/DOT	TH 5 TO DAYTON AVE IN ST PAUL-BITUMINOUS MILL & OVERLAY, ETC	2.8	RS	MILL AND OVERLAY	SF	2,050,000	0	0	0	2,050,000	0
1654	TH 51	6215-93	MN/DOT	**MN250** SNELLING AVE, UNIVERSITY AVE, ST PAUL-INTERSECTION REDESIGN(2008 APPROPRIATIONS ACT-STP)	0.0	CA	PLANNING	FFM	490,000	490,000	0	0	0	0
1655	TH 52	1906-55	MN/DOT	TH 50 TO DAKOTA CSAH 47, HAMPTON-CONSTRUCT FRONTAGE RD, ACCESS CLOSURES, ETC("OLD"ACCESS MANAGEMENT FUNDS(\$910K) & 2012 SC (\$60K)	1.0	SC	GRADE AND SURFACE	SF	970,000	0	0	0	970,000	0
1656	TH 52	1907-73	MN/DOT	INVER GROVE TR TO CONCORD BLVD, INVER GROVE HTS-CONSTRUCT W FRONTAGE RD	0.6	SC	GRADE AND SURFACE	SF	1,240,000	0	0	0	1,240,000	0
1657	TH 52	6244-30AC1	MN/DOT	PLATO BLVD TO I-94-REPLACE BR 9800(LAFAYETTE) , APPROACHES & RAMP MODIFICATIONS(AC PAYBACK 1 OF 3)	1.4	BR	GRADE,SURFACE & BRIDGE	BR	18,000,000	18,000,000	0	0	0	0
1658	TH 55	1909-91	MN/DOT	N JCT TH 149 (DODD RD), EAGAN-REPLACE TRAFFIC SIGNAL	0.0	SC	TRAFFIC SIGNAL REVISION	SF LF	250,000	0	0	0	187,500	62,500
1659	TH 55	2722-78	MN/DOT	PINTO DRIVE, MEDINA-CONSTRUCT BACKAGE RD, CLOSE ACCESSES, ETC	0.2	SC	GRADE AND SURFACE	SF	500,000	0	0	0	500,000	0
1660	TH 55	2723-117	MN/DOT	DOUGLAS DR(HENNEPIN CSAH 102), GOLDEN VALLEY-REPLACE TRAFFIC SIGNAL	0.0	SC	TRAFFIC SIGNAL REVISION	SF LF	300,000	0	0	0	150,000	150,000
1661	TH 61	6222-165	MN/DOT	0.25 MI N OF TH 96 IN WHITE BEAR LAKE TO 0.5 MI S OF TH 97 IN FOREST LAKE-MILL & OVERLAY, REPLACE TRAFFIC SIGNAL AT BUFFALO ST, DRAINAGE & GUARDRAIL REPAIRS, ETC	10.8	RS	MILL AND OVERLAY	SF LF	8,805,000	0	0	0	8,670,000	135,000
1662	TH 61	8206-41	MNDOT	AT WASHINGTON CSAH 4(170TH ST) IN HUGO-CONSTRUCT TRAFFIC SIGNAL, ADD TURN LANES, ETC	0.0	SH	SPOT IMPROVEMENT	HSIP	1,670,000	1,198,080	0	0	456,920	15,000
1663	TH 65	0207-93	MN/DOT	50TH AVE IN COLUMBIA HEIGHTS-REPLACE TRAFFIC SIGNAL	0.0	SC	TRAFFIC SIGNAL REVISION	SF LF	250,000	0	0	0	125,000	125,000
1664	TH 65	0207-94	MN/DOT	INTEGRATED CORRIDOR SIGNAL COORDINATION, TH 65, ANOKA CO BETWEEN I-694 & 237TH AVE NE-DEPLOYMENT OF CCTV CAMERAS & VARIABLE MESSAGE SIGNS	23.0	TM	TRAFFIC MGMT. SYSTEM	CMAQ	1,400,000	1,120,000	0	0	280,000	0

Seq #	Route System	Project Number	Agency	Description	Miles	Program	Type of Work	Proposed Funds	Total	FHWA	AC	FTA	TH	Other
1665	TH 65	0207-95	MN/DOT	WASHINGTON AVE IN MPLS TO 53RD AVE N IN COLUMBIA HTS(NOT INCLUDING 27TH TO 37TH AVE & 14TH TO 18TH AVE)-MILL & OVERLAY, DRAINAGE & GUARDRAIL REPAIRS, ETC	8.0	RS	MILL AND OVERLAY	SF	3,590,000	0	0	0	3,590,000	0
1666	TH 65	0208-127	MNDOT	E SIDE OF TH 65, 153RD AVE TO 159TH AVE, HAM LAKE- ACCESS CLOSURES, ETC(\$1.3M OF ACCESS MANAGEMENT FUNDS)	0.8	SC	GRADE AND SURFACE	SF	1,300,000	0	0	0	1,300,000	0
1667	TH 65	0208-132	MN/DOT	169TH AVE NE, HAM LAKE-CONVERT INTERSECTION TO A DIRECTIONAL CROSSOVER WITH MEDIAN U-TURNS	0.8	SH	GRADE AND SURFACE	HSIP	1,050,000	945,000	0	0	105,000	0
1668	TH 65	0208-140	MNDOT	0.7 MI S OF ANOKA CSAH 14 TO 1.3 MI N OF ANOKA CSAH 14, BLAINE - LANDSCAPING	2.2	RB	LANDSCAPING	SF	125,000	0	0	0	125,000	0
1669	I 94	6282-190	MN/DOT	PRIOR AVE TO FAIRVIEW AVE, ST PAUL-NOISE WALL CONSTRUCTION ON SOUTH SIDE	0.3	NO	NOISE ABATEMENT	SF LF	970,000	0	0	0	680,000	290,000
1670	I 94	6282-193	MN/DOT	JOHN IRELAND BLVD, ST PAUL TO WASHINGTON CSAH 13 (RADIO DR), WOODBURY-REPLACE SIGNING	8.7	SC	SIGNING	SF	500,000	0	0	0	500,000	0
1671	TH 110	1918-102	MN/DOT	0.2 MI W OF I-35E TO 0.2 MI E OF I-35E, MENDOTA HTS-MAINLINE CONC REHAB, BIT MILL & OVERLAY RAMPS & SHOULDERS, DECK REPAIR ON BR 9537 & 9538, DRAINAGE, GUARDRAIL, ETC	0.4	RS	CONCRETE PAVEMENT REHAB	SF	1,140,000	0	0	0	1,140,000	0
1672	TH 120	6227-57	MN/DOT	I-94 TO CONWAY AVE, MAPLEWOOD, FRONTAGE RD EXTENSION, TRAFFIC SIGNAL REVISION, ETC(INCLUDES \$1.53M ACCESS MANAGEMENT FUNDS)	0.5	SC	SPOT IMPROVEMENT	UG	2,530,000	1,044,320	0	0	1,485,680	0
1673	TH 120	6227-67	MN/DOT	3M RD, MAPLEWOOD-REPLACE TRAFFIC SIGNAL	0.0	SC	TRAFFIC SIGNAL REVISION	SF LF	250,000	0	0	0	125,000	125,000
1674	TH 156	1912-57	MN/DOT	WENTWORTH AVE, SOUTH ST PAUL-REPLACE TRAFFIC SIGNAL	0.0	SC	TRAFFIC SIGNAL REVISION	SF LF	200,000	0	0	0	134,000	66,000
1675	TH 169	2750-71	MNDOT	HENNEPIN CSAH 81 & HENNEPIN CSAH 109, BROOKLYN PARK (TRIANGLE PROJECT) - LANDSCAPING	0.2	RB	LANDSCAPING	SF	150,000	0	0	0	150,000	0
1676	TH 169	2772-83	MN/DOT	22ND ST TO 23RD ST, ST LOUIS PARK-CLOSE ENTRANCE/EXIT TO TH 169 & CONSTRUCT NOISE WALL	0.2	SC	GRADE AND SURFACE	SF	555,000	0	0	0	555,000	0
1677	TH 169	2776-03AC1	MN/DOT	HIGHWAY 169/I494 INTERCHANGE IMPROVEMENTS, MN(AC PAYBACK 1 OF 3)	0.2	MC	GRADE,SURFACE & BRIDGE	UG	15,000,000	15,000,000	0	0	0	0
1678	TH 169	2776-03RW11	MNDOT	I-494, BLOOMINGTON-RW FOR RECONSTRUCTION OF INTERCHANGE	0.2	RW	RIGHT OF WAY	NHS	3,000,000	2,400,000	0	0	600,000	0
1679	TH 169	7009-67	MN/DOT	NEAR OLD SCOTT CO RD 63 (LYNVILLE DR), SAND CREEK TWP-RECONSTRUCT DRAINAGE DITCH	0.1	RD	EROSION REPAIR	SF	45,000	0	0	0	45,000	0

Seq #	Route System	Project Number	Agency	Description	Miles	Program	Type of Work	Proposed Funds	Total	FHWA	AC	FTA	TH	Other
1680	TH 212	1013-79A	MNDOT	**MN163**NORWOOD YOUNG AMERICA TO CARVER CO RD 147, CARVER-PRELIMINARY ENGINEERING, RW ACQUISITION, ACCESS MGMT, & CONSTRUCTION OF EXPANDED RDWY	14.0	PL	PLANNING	HPP	899,901	719,921	0	0	179,980	0
1681	I 494	8285-84	MNDOT	E & W OF MISSISSIPPI RIVER, NEWPORT & S ST PAUL-LANDSCAPING	0.8	RB	LANDSCAPING	SF	100,000	0	0	0	100,000	0
1682	I 494	8285-92	MN/DOT	MAXWELL AVE(WASHINGTON CSAH 38) RAMPS-TRAFFIC SIGNAL INSTALLATION	0.0	SC	TRAFFIC SIGNAL INST.	SF LF	320,000	0	0	0	105,600	214,400
1683	TH 610	0217-23	MN/DOT	FROM US169 IN BROOKLYN PARK TO US10 IN COON RAPIDS-INSTALL TRAFFIC MANAGEMENT SYSTEM	6.6	TM	TRAFFIC MGMT. SYSTEM	SF	500,000	0	0	0	500,000	0
1684	TH 610	2771-37E	MN/DOT	**MN266** TH 610 CONSTRUCTION-ROADWAY IMPROVEMENTS (2010 APPROPRIATIONS ACT-STP)	0.0	MC	GRADE,SURFACE & BRIDGE	HPP	399,932	399,932	0	0	0	0
1685	TH 610	2771-38E	MNDOT	**MN119** TH 169 IN BROOKLYN PARK TO I94 IN MAPLE GROVE-GRADING, BRS, ETC	1.0	MC	GRADE,SURFACE & BRIDGE	HPP	936,516	749,213	0	0	187,303	0
1685	TH 610	2771-38F	MN/DOT	**MN082** TH 169 IN BROOKLYN PARK TO I94 IN MAPLE GROVE-GRADING, BRS, ETC(2004 APPROPRIATIONS ACT)	0.0	MC	GRADE,SURFACE & BRIDGE	HPP	1,313,018	1,313,018	0	0	0	0
1685	TH 610	2771-38S1A	MNDOT	**MN211** TH 169 IN BROOKLYN PARK TO I94 IN MAPLE GROVE-GRADING, BRS, ETC	1.0	MC	GRADE,SURFACE & BRIDGE	HPP	2,107,164	1,685,731	0	0	421,433	0
1685	TH 610	2771-38S2A	MNDOT	**MN226** TH 169 IN BROOKLYN PARK TO I94 IN MAPLE GROVE-GRADING, BRS, ETC	1.0	MC	GRADE,SURFACE & BRIDGE	HPP	1,873,034	1,498,427	0	0	374,607	0
1685	TH 610	2771-38TA	MNDOT	**MN235** TH 169 IN BROOKLYN PARK TO I94 IN MAPLE GROVE-GRADING, BRS, ETC	1.0	MC	GRADE,SURFACE & BRIDGE	HPP	4,166,568	3,333,254	0	0	833,314	0
1686	I 694	6285-135	MN/DOT	**ELLA**AT INTERCHANGE OF I694/TH51/TH10 & ON I694 AT ISLAND LAKE CHANNEL-RECONSTRUCT INTERCHANGE INCLUDING GRADING, SURFACING & REPLACING 7 BRIDGES (BR # 9301, 9302, 9310, 9311, 9312, 9447, 9448) WITH 6 NEW BRIDGES (BR # 62716, 62717, 62719, 62720, 62051	2.2	RC	BITUMINOUS OVERLAY	IM BF	43,945,000	26,945,000	0	0	0	17,000,000
1687	TH 952A	2770-01	MN/DOT	3RD AVE RAMP IN MPLS FROM NW END OF BR 27816 N TO JCT OF I94 & WB RAMP FROM WASHINGTON AVE - BUS SHOULDER REPLACEMENT	1.1	RD	SHOULDER REPLACEMENT	SF	1,115,000	0	0	0	1,115,000	0
1688	TH 999	8825-277	MN/DOT	SW METRO QUADRANT-RELAMP LIGHTING SYSTEM	0.0	SC	LIGHTING	SF	500,000	0	0	0	500,000	0
1689	TH 999	8825-308	MNDOT	METROWIDE ADA SIGNAL UPGRADES	0.0	SC	TRAFFIC SIGNAL REVISION	SF	100,000	0	0	0	100,000	0

ATP: M
 Fiscal Year: 2012

STIP for FY 2011-2014

Seq #	Route System	Project Number	Agency	Description	Miles	Program	Type of Work	Proposed Funds	Total	FHWA	AC	FTA	TH	Other
1690	TH 999	8825-316	MN/DOT	METROWIDE-TMS FIBER OPTIC CABLE REFURBISH/REPLACEMENT	0.0	TM	TRAFFIC MGMT. SYSTEM	SF	500,000	0	0	0	500,000	0
1691	TH 999	880M-RW-12	MN/DOT	METRO SETASIDE FOR RIGHT OF WAY FOR FY 2012	0.0	RW	RIGHT OF WAY	NHS	22,200,000	5,200,000	0	0	17,000,000	0
1692	TH 999	880M-SAS-12	MNDOT	DISTRICTWIDE SETASIDES - 2012	0.0	NA	MISCELLANEOUS	SF	36,615,000	0	0	0	36,615,000	0
1693	TH 999	TRLF-RW-12	MN/DOT	REPAYMENT IN FY 2012 OF TRLF LOANS USED FOR RIGHT OF WAY PURCHASE ON TH'S 212 & 65	0.0	RW	RIGHT OF WAY	SF	2,244,000	0	0	0	2,244,000	0
									\$712,444,171	\$276,805,505	\$0	\$118,088,653	\$122,373,423	\$195,176,590

Seq #	Route System	Project Number	Agency	Description	Miles	Program	Type of Work	Proposed Funds	Total	FHWA	AC	FTA	TH	Other
1694	BB	TRF-0031-13	MN/DOT	SECT 5311: METROPOLITAN COUNCIL RURAL TRANSIT OPERATING ASSISTANCE	0.0	OB	OPERATE BUS	FTA	4,480,181	0	0	1,028,600	0	3,451,581
1695	BB	TRF-TCMT-13	MET COUNCIL-MT	SECT 5307: TWIN CITIES MET COUNCIL MT-ASSOCIATED CAPITAL MAINTENANCE-BUS	0.0	B9	BUS GRANT CAPITAL IMPROVEMENT	FTA	2,600,000	0	0	2,080,000	0	520,000
1696	BB	TRF-TCMT-13A	MET COUNCIL-MT	SECT 5307: TWIN CITIES MET COUNCIL MT-BUS ACQUISITION	0.0	B9	PURCHASE BUS	FTA	48,857,058	0	0	39,085,646	0	9,771,412
1697	BB	TRF-TCMT-13B	MET COUNCIL-MT	SECT 5307: TWIN CITIES MET COUNCIL MT-SECURITY/SAFETY FOR 1%	0.0	B9	BUS GRANT CAPITAL IMPROVEMENT	FTA	700,000	0	0	560,000	0	140,000
1698	BB	TRF-TCMT-13C	MET COUNCIL-MT	SECT 5307: TWIN CITIES MET COUNCIL MT-PREVENTIVE MAINTENANCE	0.0	B9	BUS GRANT CAPITAL IMPROVEMENT	FTA	31,875,000	0	0	25,500,000	0	6,375,000
1699	BB	TRF-TCMT-13D	MET COUNCIL-MT	SECT 5307: TWIN CITIES MET COUNCIL MT-TRANSIT ENHANCEMENTS 1%	0.0	B9	BUS GRANT CAPITAL IMPROVEMENT	FTA	700,000	0	0	560,000	0	140,000
1700	BB	TRF-TCMT-13E	MET COUNCIL-MT	SECT 5307: TWIN CITIES MET COUNCIL MT-CAPITAL LEASE-TIRES	0.0	B9	PURCHASE BUS	FTA	2,196,645	0	0	1,757,316	0	439,329
1701	BB	TRF-TCMT-13F	MET COUNCIL-MT	SECT 5307: TWIN CITIES MET COUNCIL MT-TRANSIT BUSINESS COMPUTER HW & SW	0.0	B9	BUS GRANT CAPITAL IMPROVEMENT	FTA	2,500,000	0	0	2,000,000	0	500,000
1702	BB	TRF-TCMT-13G	MET COUNCIL-MTS	SECT 5307: TWIN CITIES MET COUNCIL MTS-VANGO CAP COST OF CONTRACTING	0.0	B9	BUS GRANT CAPITAL IMPROVEMENT	FTA	625,000	0	0	500,000	0	125,000
1703	BB	TRF-TCMT-13H	MET COUNCIL-MTS	SECT 5307: TWIN CITIES MET COUNCIL MTS-METRO MOBILITY CAPITAL COST OF CONTRACTING FOR SERVICES	0.0	B9	BUS GRANT CAPITAL IMPROVEMENT	FTA	5,312,500	0	0	4,250,000	0	1,062,500
1704	BB	TRF-TCMT-13J	MET COUNCIL-MTS	SECT 5307: TWIN CITIES MET COUNCIL MTS-REGIONAL FLEET CAPITAL COST OF CONTRACTING	0.0	B9	BUS GRANT CAPITAL IMPROVEMENT	FTA	3,125,000	0	0	2,500,000	0	625,000
1705	BB	TRF-TCMT-13K	MET COUNCIL-U OFM	SECT 5307: TWIN CITIES MET COUNCIL U OF M-U OF MN BUS ACQUISITION	0.0	B9	PURCHASE BUS	FTA	375,000	0	0	300,000	0	75,000
1706	BB	TRF-TCMT-13L	MET COUNCIL-MT	SECT 5307: TWIN CITIES MET COUNCIL MT-FTH2	0.0	B9	BUS GRANT CAPITAL IMPROVEMENT	FTA	20,000,000	0	0	16,000,000	0	4,000,000
1707	BB	TRF-TCMT-13M	MET COUNCIL-MTS	SECT 5307: TWIN CITIES MET COUNCIL MTS-MTS BUS ACQUISITION	0.0	B9	PURCHASE BUS	FTA	4,000,000	0	0	3,200,000	0	800,000

Seq #	Route System	Project Number	Agency	Description	Miles	Program	Type of Work	Proposed Funds	Total	FHWA	AC	FTA	TH	Other
1708	BB	TRF-TCMT-13N	MET COUNCIL-MT	SECT 5309: TWIN CITIES MET COUNCIL MT-BUS/BUS CAPITAL	0.0	B3	BUS GRANT CAPITAL IMPROVEMENT	FTA	3,625,000	0	0	2,900,000	0	725,000
1709	BB	TRF-TCMT-13P	MET COUNCIL-MT	SECT 5309: FIXED GUIDEWAY: TWIN CITIES MET COUNCIL MT-LRT ASSOCIATED CAPITAL MAINTENANCE	0.0	B3	BUS GRANT CAPITAL IMPROVEMENT	FTA	1,250,000	0	0	1,000,000	0	250,000
1710	BB	TRF-TCMT-13Q	MET COUNCIL-MT	SECT 5309: TWIN CITIES MET COUNCIL MT-COMMUTER RAIL VEHICLE	0.0	B3	BUS GRANT CAPITAL IMPROVEMENT	FTA	3,000,000	0	0	2,400,000	0	600,000
1711	BB	TRF-TCMT-13R	MET COUNCIL-MT	SECT 5309: FIXED GUIDEWAY: TWIN CITIES MET COUNCIL MT-LRVs	0.0	B3	BUS GRANT CAPITAL IMPROVEMENT	FTA	17,500,000	0	0	14,000,000	0	3,500,000
1712	BB	TRF-TCMT-13S	MET COUNCIL-MTS	SECT 5316: TWIN CITIES MET COUNCIL MTS-JOB ACCESS/REVERSE COMMUTE PROJECTS TBD	0.0	JA	BUS GRANT CAPITAL IMPROVEMENT	FTA	2,000,000	0	0	1,000,000	0	1,000,000
1713	BB	TRF-TCMT-13T	MET COUNCIL-MTS	SECT 5317: TWIN CITIES MET COUNCIL MTS-NEW FREEDOMS PROJECTS TBD-2013	0.0	NF	BUS GRANT CAPITAL IMPROVEMENT	FTA	1,500,000	0	0	750,000	0	750,000
1714	BB	TRF-TCMT-13U	MET COUNCIL-MTS	SECT 5307: TWIN CITIES MET COUNCIL MTS-PREVENTIVE MAINTENANCE - SWT	0.0	B9	BUS GRANT CAPITAL IMPROVEMENT	FTA	590,000	0	0	472,000	0	118,000
1715	BB	TRF-TCMT-13V	MET COUNCIL-MTS	SECT 5307: TWIN CITIES MET COUNCIL MTS-COP PAYMENT FOR EAGAN BUS GARAGE EXPANSION - MVTA	0.0	B9	BUS GRANT CAPITAL IMPROVEMENT	FTA	500,000	0	0	400,000	0	100,000
1716	BB	TRF-TCMT-13W	MET COUNCIL-MT	SECT 5307: TWIN CITIES MET COUNCIL MT-I94 AT MANNING AVE PARK & RIDE	0.0	B9	BUS GRANT CAPITAL IMPROVEMENT	FTA	13,210,000	0	0	10,568,000	0	2,642,000
1717	BB	TRS-7068-13	MNDOT	HEARTLAND EXPRESS-PURCHASE CLASS 400 BUS	0.0	TR	PURCHASE BUS	STP	70,000	56,000	0	0	0	14,000
1718	RR	10-00117	MNDOT	MPL ON CSAH 31, VERA AVE, NORWOOD YOUNG AMERICA(2 MI SW)-INSTALL GATES	0.0	SR	RR X-ING IMPROVEMENTS	RRS	204,000	183,600	0	0	0	20,400
1719	RR	19-00138	MNDOT	PGR ON CSAH 70, 215TH ST W IN LAKEVILLE-UPGRADE TO GATES	0.0	SR	RR X-ING IMPROVEMENTS	RRS	229,500	206,550	0	0	0	22,950
1720	RR	19-00139	MNDOT	UP ON CSAH 71, RICH VALLEY BLVD IN ROSEMOUNT-UPGRADE TO GATES	0.0	SR	RR X-ING IMPROVEMENTS	RRS	280,500	252,450	0	0	0	28,050
1721	RR	27-00301	MNDOT	PGR ON 70TH ST, MSAS 113 IN RICHFIELD-INSTALL GATES	0.0	SR	RR X-ING IMPROVEMENTS	RRS	229,500	206,550	0	0	0	22,950

Seq #	Route System	Project Number	Agency	Description	Miles	Program	Type of Work	Proposed Funds	Total	FHWA	AC	FTA	TH	Other
1722	RR	27-00302	MNDOT	CP ON BROOKSIDE AVE, MSAS 305 IN ST LOUIS PARK-INSTALL GATES	0.0	SR	RR X-ING IMPROVEMENTS	RRS	255,000	229,500	0	0	0	25,500
1723	RR	62-00201	MNDOT	CP ON S ONEIDA ST IN ST PAUL-UPGRADE TO GATES	0.0	SR	RR X-ING IMPROVEMENTS	RRS	280,500	280,500	0	0	0	0
1724	RR	62-00202	MNDOT	MNDR ON HAMLIN AVE, CSAH 50 IN ROSEVILLE-UPGRADE TO GATES & ONE CANTILEVER	0.0	SR	RR X-ING IMPROVEMENTS	RRS	255,000	229,500	0	0	0	25,500
1725	CMAQ	002-596-016	ANOKA COUNTY	AT INTERSECTION OF TH 65 AND ANOKA CSAH 14 IN BLAINE-PURCHASE OF 6.68 ACRES OF PROPERTY FOR 400 SPACE PARK & RIDE LOT	0.0	TR	RIGHT OF WAY	CMAQ	1,362,720	1,090,176	0	0	0	272,544
1726	CMAQ	002-596-017	ANOKA COUNTY	AT INTERSECTION OF TH 65 & ANOKA CSAH 14 IN BLAINE-PURCHASE OF SIX COACH BUSES FOR COMMUTER SERVICE BETWEEN BLAINE & MPLS ON TH65, TH10/610, TH252 & I-94	0.0	TR	PURCHASE BUS	CMAQ	3,300,000	2,640,000	0	0	0	660,000
1727	CMAQ	002-596-018	ANOKA COUNTY	AT INTERSECTION OF TH 65 & ANOKA CSAH 14 IN BLAINE-CONSTRUCTION OF PARK & RIDE LOT	0.0	TR	GRADE AND SURFACE	CMAQ	1,632,000	1,305,600	0	0	0	326,400
1728	CMAQ	002-596-019	ANOKA COUNTY	AT INTERSECTION OF TH 65 & ANOKA CSAH 14 IN BLAINE-COMMUTER SERVICE BETWEEN BLAINE & MPLS ON TH65, TH10/610, TH252 & I-94	0.0	TR	OPERATE BUS	CMAQ	1,993,733	1,594,986	0	0	0	398,747
1729	CSAH 1	002-601-045	ANOKA COUNTY	ON ANOKA CSAH 1(COON RAPIDS BLVD) AT 100TH LN IN COON RAPIDS-CLOSE MEDIAN	0.0	SH	SPOT IMPROVEMENT	HSIP	102,000	91,800	0	0	0	10,200
1730	CSAH 1	002-601-046	ANOKA COUNTY	ON ANOKA CSAH 1(COON RAPIDS BLVD) AT ANOKA CSAH 9(ROUND LK BLVD) IN COON RAPIDS-TRAFFIC SIGNAL REBUILD, PAINTED CHANNELIZATION, ETC	0.1	SH	SPOT IMPROVEMENT	HSIP	408,000	367,200	0	0	0	40,800
1731	CSAH 18	002-611-033	ANOKA COUNTY	ON ANOKA CSAH 18(CROOKED LK BLVD) AT ANOKA CSAH 11(NORTHDALE BLVD) IN COON RAPIDS-TRAFFIC SIGNAL REBUILD, TURN LANES, ETC	0.1	SH	SPOT IMPROVEMENT	HSIP	612,000	550,800	0	0	0	61,200
1732	PED/BIKE	002-614-035	ANOKA COUNTY	OVER 35W IN LINO LAKE-CONSTRUCT PED/BIKE BRIDGE ALONG CSAH 14	0.1	EN	PEDESTRIAN BIKE BRIDGE	TEA	329,766	263,813	0	0	0	65,953
1733	CSAH 17	002-617-020	ANOKA COUNTY	ON ANOKA CSAH 17(LEXINGTON AVE) AT CSAH 18(CROSSTOWN BLVD NE) IN HAM LAKE-CONSTRUCT TRAFFIC SIGNAL, TURN LANES, ETC	0.2	SH	SPOT IMPROVEMENT	HSIP	510,000	459,000	0	0	0	51,000
1734	PED/BIKE	010-090-004	CARVER COUNTY	CONNECTION OF LAKE MINNETONKA TR & MINN RIVER BLUFFS LRT REG TR-CONSTRUCT SOUTHWEST REGIONAL TRAIL CONNECTION	0.0	EN	PEDESTRIAN BIKE TRAIL	TEA	556,716	445,373	0	0	0	111,343
1735	CMAQ	010-596-006	CITY OF CARVER	AT SW QUADRANT OF INTERSECTION OF TH 212 & CARVER CSAH 11-RW ACQUISITION FOR 400 STALL PARK & RIDE	0.0	TR	RIGHT OF WAY	CMAQ	1,444,014	1,155,211	0	0	0	288,803

Seq #	Route System	Project Number	Agency	Description	Miles	Program	Type of Work	Proposed Funds	Total	FHWA	AC	FTA	TH	Other
1736	CMAQ	010-596-007	CITY OF CARVER	AT SW QUADRANT OF INTERSECTION OF TH 212 & CARVER CSAH 11-CONSTRUCT 400 STALL PARK & RIDE	0.0	TR	GRADE AND SURFACE	CMAQ	3,060,000	2,448,000	0	0	0	612,000
1737	CMAQ	010-596-008	CITY OF CARVER	AT SW QUADRANT OF INTERSECTION OF TH 212 & CARVER CSAH 11-SERVICE BETWEEN CARVER & DOWNTOWN MPLS/U OF M & DEMONSTRATION EXPRESS BUS SERVICE FOR THREE YEARS	0.0	TR	OPERATE BUS	CMAQ	1,032,750	826,200	0	0	0	206,550
1738	PED/BIKE	019-090-011	DAKOTA COUNTY	THROUGH THE WESTERN PORTION OF THE SPRING LK PARK RESERVE-CONSTRUCT MISS RIVER REG TRIAL, ETC	3.2	EN	PEDESTRIAN BIKE TRAIL	TEA	1,275,000	1,020,000	0	0	0	255,000
1739	CSAH 5	019-605-028	DAKOTA COUNTY	AT TH 13 IN BURNSVILLE-CONSTRUCT INTERCHANGE, ACCESS CLOSURES, FRONTAGE RDS, ETC	0.2	RC	GRADE,SURFACE & BRIDGE	UG	20,000,000	7,140,000	0	0	0	12,860,000
1740	CSAH 9	019-609-018	DAKOTA COUNTY	FROM DAKOTA CSAH 46/2 IN NEW MARKET TWP TO DAKOTA CSAH 70 IN LAKEVILLE AND EUREKA TWP- RECONSTRUCT 2-LANE ROADWAY WITH PAVED SHOULDERS & TURN LANES	5.0	RC	GRADE AND SURFACE	UG	7,012,500	5,610,000	0	0	0	1,402,500
1741	PED/BIKE	019-623-028AC	DAKOTA COUNTY	ON THE CEDAR AVE TRANSITWAY FROM 181ST IN LAKEVILLE TO 138TH IN APPLE VALLEY-LIGHTING, LANDSCAPING, OTHER IMENITIES (AC PAYBACK 1 OF 1)	4.3	EN	PEDESTRIAN BIKE TRAIL	TEA	1,020,000	1,020,000	0	0	0	0
1742	CSAH 3	027-603-053	HENNEPIN COUNTY	**MN061**LAKE ST ACCESS TO I-35W, MPLS- CONSTRUCTION & CE(2001 APPROPRIATIONS ACT)	0.0	MC	GRADE,SURFACE & BRIDGE	HPP	1,682,440	1,345,952	0	0	0	336,488
1742	CSAH 3	027-603-053A	HENNEPIN COUNTY	**MN237**LAKE ST ACCESS TO I-35W, MPLS- CONSTRUCTION & CE	0.0	MC	GRADE,SURFACE & BRIDGE	HPP	6,796,043	5,436,834	0	0	0	1,359,209
1743	LOCAL 999	070-030-006	SCOTT COUNTY	COUNTYWIDE-PROACTIVE CONTRACT FOR RUMBLE STRIPES, CURVE DELINEATION, INTERSECTION LIGHTING, ETC	0.0	SH	SPOT IMPROVEMENT	HSIP	616,080	554,472	0	0	0	61,608
1744	CSAH 17	070-617-022	SCOTT COUNTY	ON SCOTT CSAH 17 FROM SCOTT CSAH 78 TO SCOTT CSAH 16-RECONSTRUCT, ETC	1.0	RC	GRADE AND SURFACE	UG	8,874,000	7,099,200	0	0	0	1,774,800
1745	CSAH 17	070-617-023AC	SCOTT COUNTY	AT SCOTT CSAH 42 IN SHAKOPEE-PARTIAL GRADE SEPARATION INTERCHANGE, T-INTERSECTION, NB OVER LEFT TURNS, ETC(AC PAYBACK 1 OF 1)	0.1	SH	GRADE,SURFACE & BRIDGE	HSIP	1,836,000	1,836,000	0	0	0	0
1746	PED/BIKE	082-090-004	WASHINGTON COUNTY	CONSTRUCT HARDWOOD CREEK REGIONAL TR EXTENSION FROM WASHINGTON CR 8 TO 140TH ST IN HUGO	0.0	EN	ENHANCEMENT	TEA	765,000	612,000	0	0	0	153,000
1747	CMAQ	090-080-013	MVTA	PURCHASE NEW BUSES FOR EXPANDED SERVICES FOR THE CITY OF ROSEMOUNT	0.0	TR	PURCHASE BUS	CMAQ	1,540,000	1,232,000	0	0	0	308,000
1748	CMAQ	090-080-014	MVTA	CONSTRUCT ROSEMOUNT DEPOT PASSENGER FACILITY FOR EXPANDED SERVICES FOR THE CITY OF ROSEMOUNT	0.0	TR	PURCHASE BUS	CMAQ	935,850	748,680	0	0	0	187,170

Seq #	Route System	Project Number	Agency	Description	Miles	Program	Type of Work	Proposed Funds	Total	FHWA	AC	FTA	TH	Other
1749	CMAQ	090-080-015	MVTA	STARTUP FUNDING FOR EXPANDED BUS SERVICE FOR THE CITY OF ROSEMOUNT	0.0	TR	OPERATE BUS	CMAQ	525,096	420,077	0	0	0	105,019
1750	PED/BIKE	091-090-069	MPLS PARK/REC BOARD	ALONG BROWNIE LAKE TR FROM CEDAR LAKE BR TO I-394 IN MINNEAPOLIS-UPGRADE TRAIL, FACILITIES, LIGHTING, ETC	0.0	EN	ENHANCEMENT	TEA	637,500	510,000	0	0	0	127,500
1751	PED/BIKE	091-090-070	MPLS PARK/REC BOARD	ALONG DEAN PKWY FROM LAKE OF THE ISLES TO LAKE CALHOUN IN MPLS-TRAIL IMPROVEMENTS, LIGHTING, ETC	1.0	EN	ENHANCEMENT	TEA	701,250	561,000	0	0	0	140,250
1752	PED/BIKE	091-090-073	THREE RIVERS PARK DISTRICT	OVER HENNEPIN CSAH 61 IN PLYMOUTH-CONSTRUCTION & RW ACQ FOR A LUCE LINE REGIONAL TR PED/BIKE BRIDGE	0.0	EN	PEDESTRIAN BIKE BRIDGE	TEA	1,760,000	1,020,000	0	0	0	740,000
1753	PED/BIKE	092-090-049	DNR	CONNECT LAKE BYLLESBY REG PARK TO STATE TR-CONSTRUCT MILL TOWNS TRAIL PED/BIKE BR OVER CANNON RIVER	0.1	EN	PEDESTRIAN BIKE BRIDGE	TEA	678,300	542,640	0	0	0	135,660
1754	CMAQ	107-030-005	CITY OF BLOOMINGTON	AIRPORT SOUTH DISTRICT IN BLOOMINGTON-INSTALLATION & EXPANSION OF ITS WAYFINDING TECHNOLOGY TO RELIEVE CONGESTION ON 24TH AVE, LINDAU LANE AND KILLEBREW LANE ENTERING FROM I-494, TH77 & TH5	0.0	TM	CONGESTION RELIEF TECHNOLOGY	CMAQ	1,300,500	1,040,400	0	0	0	260,100
1755	CITY	110-101-014	BROOKLYN PARK	AT BROOKLYN DR & XERXES AVE IN BROOKLYN PARK-CONSTRUCT ROUNDABOUT	0.2	SH	SPOT IMPROVEMENT	HSIP	614,040	552,636	0	0	0	61,404
1756	PED/BIKE	140-010-007	MENDOTA HTS	AT DODD RD(TH 149) & TH 110 IN MENDOTA HTS-PEDESTRIAN ACCESS IMPROVEMENTS, SAFETY IMPROVEMENTS, ETC	0.0	EN	PED./BIKE IMPROVEMENT	TEA	628,320	502,656	0	0	0	125,664
1757	PED/BIKE	141-090-037	MINNEAPOLIS	FROM E 28TH ST TO 11TH AVE S ALONG HIAWATHA LRT TRAIL IN MPLS-LIGHTING	0.0	EN	LIGHTING	TEA	1,275,000	1,020,000	0	0	0	255,000
1758	CITY	141-433-002	MINNEAPOLIS	ON GRANARY RD FROM 25TH AVE SE TO 17TH AVE SE IN MPLS-CONSTRUCT FIRST SEGMENT AS 3-LANES WITH TURN LANES, SIGNALS, LIGHTING, SIDEWALKS & BICYCLE TRAIL	0.8	RC	GRADE AND SURFACE	UG	8,925,000	7,140,000	0	0	0	1,785,000
1759	CSAH 10	146-020-012	MOUNDS VIEW	ON RAMSEY CSAH 10 AT SILVER LAKE RD IN MOUNDS VIEW-TRAFFIC SIGNAL REBUILD, TURN LANES, ETC	0.2	SH	SPOT IMPROVEMENT	HSIP	295,800	266,220	0	0	0	29,580
1760	CSAH 17	166-020-014	SHAKOPEE	ON SCOTT CSAH 17 FROM VIERLING DR TO TH 169 IN SHAKOPEE-TRAFFIC SIGNAL REBUILD, TURN LANES, ETC	0.2	SH	SPOT IMPROVEMENT	HSIP	1,224,000	1,101,600	0	0	0	122,400
1761	CSAH 60	188-020-021	LAKEVILLE	AT DAKOTA CSAH 60(185TH ST) & DAKOTA CSAH 50(KENWOOD TR) IN LAKEVILLE-CONSTRUCT ROUNDABOUT	0.0	RC	GRADE AND SURFACE	UG	2,040,000	1,632,000	0	0	0	408,000

Seq #	Route System	Project Number	Agency	Description	Miles	Program	Type of Work	Proposed Funds	Total	FHWA	AC	FTA	TH	Other
1762	PED/BIKE	194-010-010	CHANHASSEN	AT MINNEWASHTA PKWY & TH 5 IN CHANHASSEN-CONSTRUCT PED/BIKE UNDERPASS	0.0	EN	PEDESTRIAN BIKE BRIDGE	TEA	1,224,000	979,200	0	0	0	244,800
1763	TH 101	194-010-011	CHANHASSEN	FROM CARVER CSAH 18(LYMAN BLVD) TO CARVER CSAH 14(PIONEER TR) IN CHANHASSEN-RECONSTRUCT TO 4-LN RDWY, ETC	1.1	RC	GRADE AND SURFACE	UG	6,783,000	5,426,400	0	0	0	1,356,600
1764	TH 5	194-010-012	CHANHASSEN	ON TH 5 AT MINNEWASHTA PKWY & LONE CEDAR LN IN CHANHASSEN-EB TURN LANE, WIDEN SHOULDERS, ACCESS CLOSURES, ETC	0.3	SH	GRADE AND SURFACE	HSIP	1,020,000	918,000	0	0	0	102,000
1765	TH 149	195-010-010	EAGAN	FROM TH 55 TO I-494 IN EAGAN-RECONSTRUCT FROM 4-LN RDWY TO 6-LN RDWY, TRAIL, ETC	0.9	RC	GRADE AND SURFACE	UG	3,162,000	2,529,600	0	0	0	632,400
1766	PED/BIKE	199-108-003	CITY OF RAMSEY	ALONG MISSISSIPPI RIVER FROM TUNGSTEN ST TO RAMSEY BLVD IN RAMSEY-CONSTRUCT MISSISSIPPI RIVER TRAIL	1.9	EN	ENHANCEMENT	TEA	509,487	387,808	0	0	0	121,679
1767	CMAQ	201-080-002	CITY OF SHAKOPEE & PRIOR LAKE	PURCHASE & OPERATION OF THREE COACH BUSES PROVIDING MIDDAY SERVICE TO U OF M CAMPUS & NEW SERVICE TO I-494 CORRIDOR	0.0	TR	PURCHASE BUS	CMAQ	1,005,000	804,000	0	0	0	201,000
1768	CITY	BIR-09-02	SAINT PAUL	HAMLIN AVE OVER AYD MILL RD FROM PORTLAND TO SELBY IN ST PAUL-REPLACE BR 62502 & APPROACHES	0.3	BR	BRIDGE REPLACEMENT	BR	9,750,000	3,876,000	0	0	0	5,874,000
1769	CMAQ	CMT-09-03	MET COUNCIL-MT	PURCHASE OF THREE LRT VEHICLES FOR HIAWATHA LRT	0.0	TR	PURCHASE BUS	CMAQ	10,500,000	7,000,000	0	0	0	3,500,000
1770	CMAQ	CMT-09-07	MET COUNCIL-MT	AT MAPLEWOOD MALL IN MAPLEWOOD AT THE NE QUADRANT OF SOUTHLAWN DR & BEAM AVE-PURCHASE & OPERATION OF FOUR BUSES, EXPAND EXISTING PARK & RIDE LOT BY 544 STALLS	0.0	TR	PURCHASE BUS	CMAQ	17,606,629	7,140,000	0	0	0	10,466,629
1771	CMAQ	TDM-2013	MET COUNCIL-MT	TDM ACTIVITIES TO REDUCE SOV USE BY VAN POOLS, CAR POOL & RIDE MATCHING PROGRAMS, MARKETING, TRANSIT RIDERSHIP INCENTIVES BY SUPPORTING SEVERAL TRANSPORTATION MANAGEMENT ORGANIZATIONS.	0.0	TM	PLANNING	CMAQ	4,375,000	3,500,000	0	0	0	875,000
1772	TH 3	1908-79	MNDOT	0.14 MI N OF ANNE MARIE TR, INVER GROVE HTS TO TH 110, SUNFISH LAKE-MILL & OVERLAY, CONCRETE REPAIR, CONSTRUCT LEFT TURN LANE, DRAINAGE & GUARDRAIL REPAIRS, ETC	3.7	RS	MILL AND OVERLAY	SF	2,130,000	0	0	0	2,130,000	0
1773	TH 5	1002-92	MN/DOT	OVER ABANDONED RR IN VICTORIA-REPLACE BR 6654	0.1	BR	BRIDGE REPLACEMENT	BR	2,025,000	1,275,000	0	0	750,000	0
1774	TH 5	1002-98	MNDOT	FROM CARVER CR11 TO I-494-COORDINATION & RETIMING OF SIGNALS INCLUDING CCTV CAMERAS, MESSAGE SIGNS & UPGRADING SIGNAL CABINETS FOR FUTURE TRANSIT SIGNAL PRIORITY	12.5	TM	TRAFFIC SIGNAL REVISION	CMAQ	1,711,489	1,369,191	0	0	342,298	0

Seq #	Route System	Project Number	Agency	Description	Miles	Program	Type of Work	Proposed Funds	Total	FHWA	AC	FTA	TH	Other
1775	TH 13	1901-148	MNDOT	AT CSAH 5 IN BURNSVILLE-CONSTRUCT INTERCHANGE, ACCESS CLOSURES, FRONTAGE RDS, ETC(INTERCHANGE BONDS)	1.0	RC	GRADE,SURFACE & BRIDGE	BF	9,000,000	0	0	0	0	9,000,000
1776	TH 13	1901-162	MN/DOT	OVER I35W IN BURNSVILLE-PAINT BRIDGES 9779 & 9780, GUARDRAIL & DRAINAGE	1.0	BI	BRIDGE REPAIR OTHER	NHS	585,000	468,000	0	0	117,000	0
1777	I 35	1380-77	MN/DOT	SW QUADRANT OF I35 & CHISAGO CR 22 IN WYOMING-PARK & RIDE RECONSTRUCTION, DRAINAGE, LIGHTS	0.0	TM	TRAFFIC MGMT. SYSTEM	SF	505,000	0	0	0	505,000	0
1778	I 35	1980-68AC2	MN/DOT	CSAH 70, LAKEVILLE-RECONSTRUCT INTERCHANGE-DEBT MGMT(AC PAYBACK FROM FY 2008) (PAYBACK 2 OF 2)	0.4	RC	GRADE,SURFACE & BRIDGE	NHS	2,410,000	2,410,000	0	0	0	0
1779	I 35	1980-79	MNDOT	DAKOTA CO RD 50, LAKEVILLE TO S JCT I35E/I35W, BURNSVILLE-CONSTRUCT NEW BUS SHOULDERS, NB & SB, GUARDRAIL, ETC	2.6	RD	MILL AND OVERLAY	SF	950,000	0	0	0	950,000	0
1780	I 35E	1982-158	MNDOT	S JCT I35E/W TO MN77 - SIGN REPLACEMENT	4.7	SC	SIGNING	SF	350,000	0	0	0	350,000	0
1781	I 35E	1982-161	MN/DOT	FROM I35E/I35W SPLIT TO DAKOTA CSAH 42 IN BURNSVILLE-REPAIR BRIDGES 19893, 19809, 19811, 19812, 19889, 19866, 19814, 19813, APPROACH WORK, GUARDRAIL, ETC	2.5	BI	BRIDGE REPAIR OTHER	IM	1,975,000	1,777,500	0	0	197,500	0
1782	I 35W	0280-63	MNDOT	E OF I-35W, N OF LAKE DR ALONG RESIDENTIAL AREA (MANUFACTURED HOME COMMUNITY), BLAINE - NOISE WALL	0.8	NO	NOISE ABATEMENT	SF LF	2,195,000	0	0	0	1,975,000	220,000
1783	I 35W	2781-439	MN/DOT	PORTLAND AVE & PARK AVE BRIDGES OVER I35W IN MPLS-REDECK BRIDGES 27851 & 27852 & APPROACH WORK	0.3	BI	BRIDGE REPAIR OTHER	IM LF	5,195,000	4,503,150	0	0	500,350	191,500
1784	I 35W	2782-293	MNDOT	60TH ST TO 42ND ST, MPLS - CROSSTOWN LANDSCAPING, PHASE 1	4.0	RB	LANDSCAPING	SF	250,000	0	0	0	250,000	0
1785	I 35W	2782-319	MNDOT	60TH ST TO 42ND ST, MPLS-GATEWAY STRUCTURES-CROSSTOWN LANDSCAPING	0.3	RB	LANDSCAPING	SF	250,000	0	0	0	250,000	0
1786	I 35W	2782-320	MN/DOT	FROM W 94TH ST OVER I35W IN BLOOMINGTON-REPLACE BRIDGE 9053, APPROACH WORK, ETC	1.5	BR	BRIDGE REPLACEMENT	IM	8,525,000	7,672,500	0	0	852,500	0
1787	I 35W	2782-321	MN/DOT	W 90TH STREET, W 86TH STREET, W 82ND STREET ALL OVER I35W IN BLOOMINGTON-DECK REPAIR OF BRIDGES 9041, 9039, 9213, REPLACE SIGNAL, GUARDRAIL	0.3	BI	BRIDGE REPAIR OTHER	SF LF	1,685,000	0	0	0	1,325,000	360,000
1788	TH 36	6212-164	MNDOT	JUST E OF SNELLING AVE, ROSEVILLE - LINE CULVERT & INSTALL NEW APRONS ON BOTH SIDES OF CULVERT	0.0	DR	CULVERT REPLACEMENT	SF	230,000	0	0	0	230,000	0

Seq #	Route System	Project Number	Agency	Description	Miles	Program	Type of Work	Proposed Funds	Total	FHWA	AC	FTA	TH	Other
1789	TH 36	8204-56	MNDOT	TH 120 TO STILLWATER BLVD N - REPAIR OR REPLACE DETERIORATING PIPES, STRUCTURES & APRONS, GUARDRAIL, ETC	9.4	DR	STORM SEWER REPAIR	SF	770,000	0	0	0	770,000	0
1790	TH 36	8214-114CC	MNDOT	**MN217**ST CROIX RIVER X-ING AT STILLWATER-(MN)TH 36/(WI) TH 64-DESIGN, MITIGATION IMPLEMENTATION, CONSTRUCT, & ACQUIRE RW	2.3	RW	RIGHT OF WAY	HPP	5,031,073	4,024,858	0	0	1,006,215	0
1791	TH 36	8214-114MIT13	MN/DOT	OVER ST CROIX RIVER NEAR STILLWATER-MITIGATION ITEMS FOR REPLACEMENT OF RIVER BRIDGE 4654	0.2	BR	BRIDGE REPLACEMENT	BF	7,250,000	0	0	0	0	7,250,000
1792	TH 36	8214-114RW	MNDOT	ST CROIX RIVER X-ING AT STILLWATER-(MN)TH 36/(WI) TH 64-RIGHT OF WAY ACQUISITION	2.3	RW	RIGHT OF WAY	NHS	3,000,000	2,400,000	0	0	600,000	0
1793	TH 36	8217-4654E	MN/DOT	OVER ST. CROIX RIVER IN STILLWATER-STILLWATER LIFT BRIDGE STABILIZATION REPAIR PROJECT ON BRIDGE 4654	0.0	BI	BRIDGE REPAIR	SF	1,440,000	0	0	0	1,440,000	0
1794	TH 47	0205-97	MNDOT	40TH AVE NE/ANOKA CO CSAH 2 - SIGNAL REPLACEMENT	0.0	SC	TRAFFIC SIGNAL REVISION	SF LF	250,000	0	0	0	125,000	125,000
1795	TH 47	2726-69	MNDOT	TH 65(CENTRAL AVE) TO 27TH AVE NE, MPLS - MILL & OVERLAY, DRAINAGE REPAIRS, ETC	2.2	RS	MILL AND OVERLAY	SF	3,065,000	0	0	0	3,065,000	0
1796	TH 52	1905-33	MNDOT	AT DAKOTA CSAH 86 IN RANDOLPH TWP-CONVERT TO A 3/4 INTERSECTION & CONSTRUCT TWO U-TURNS	0.5	SH	GRADE AND SURFACE	HSIP	1,000,000	780,300	0	0	219,700	0
1797	TH 52	1906-57	MNDOT	AT DAKOTA CSAH 66 IN VERMILLION TWP-CONSTRUCT 3/4 INTERSECTION WITH MEDIAN U TURNS & CONSTRUCT LEFT TURN LANE	0.9	SH	GRADE,SURFACE & BRIDGE	HSIP	1,005,000	780,300	0	0	224,700	0
1798	TH 52	6244-30AC2	MN/DOT	PLATO BLVD TO I-94-REPLACE BR 9800(LAFAYETTE) , APPROACHES & RAMP MODIFICATIONS(AC PAYBACK 2 OF 3)	1.4	BR	GRADE,SURFACE & BRIDGE	BR	12,000,000	12,000,000	0	0	0	0
1799	TH 61	1913-72	MNDOT	TH 55, HASTINGS - SIGNAL REPLACEMENT	0.0	SC	TRAFFIC SIGNAL REVISION	SF LF	175,000	0	0	0	131,000	44,000
1800	TH 61	6222-168	MNDOT	FROM RAMSEY CTY ROAD 30 TO CENTERVILLE ROAD-COORDINATION & RETIMING OF SIGNALS INCLUDING CCTV CAMERAS & MESSAGE SIGNS & UPGRADING SIGNAL CABINETS FOR FUTURE TRANSIT SIGNAL PRIORITY	12.3	TM	PARK AND RIDE	CMAQ	1,776,228	1,420,982	0	0	355,246	0
1801	TH 61	8205-133	MN/DOT	AT SE QUAD TH 10 IN DENMARK TWSP-RESURFACE PARK & RIDE LOT, ETC	0.0	TM	PARK AND RIDE	SF	155,000	0	0	0	155,000	0
1802	TH 62	2774-16	MNDOT	UNDER PENN AVE & UNDER XERXES AVE IN MPLS, EDINA, & RICHFIELD-REDECK BRS 7268 & 27504, ETC	0.0	BI	REDECK	NHS	1,975,000	1,580,000	0	0	395,000	0
1803	TH 65	0207-96	MNDOT	49TH AVE NE/ANOKA CSAH 4 - SIGNAL REPLACEMENT	0.0	SC	TRAFFIC SIGNAL REVISION	SF LF	250,000	0	0	0	125,000	125,000

Seq #	Route System	Project Number	Agency	Description	Miles	Program	Type of Work	Proposed Funds	Total	FHWA	AC	FTA	TH	Other
1804	TH 65	0207-98	MN/DOT	AT 80TH AVE NE OVER TH65 IN SPRING LAKE PARK- REPLACE PED BRIDGE 02022 WITH 12' BRIDGE & ADA RAMPS	0.0	BR	BRIDGE REPLACEMENT	NHS	1,250,000	1,000,000	0	0	250,000	0
1805	TH 65	0208-137	MN/DOT	TH 10 TO ANOKA CSAH 14 IN BLAINE-SIGNS FOR BUS SHOULDER	4.4	TM	TRAFFIC MGMT. SYSTEM	SF	25,000	0	0	0	25,000	0
1806	TH 65	2710-42	MN/DOT	NORTH OF 14TH AVE IN MPLS-REPLACE RAILROAD BRIDGE 90446 & RAISE CLEARANCE, DRAINAGE	0.0	BR	BRIDGE REPLACEMENT	SF	12,860,000	0	0	0	12,860,000	0
1807	I 94	6283-174	MNDOT	TH 61 TO MCKNIGHT & ON TH 120 FROM CONWAY AVE TO I94 - REPAIR OR REPLACE DETERIORATING PIPES, STRUCTURES & APRONS	1.4	DR	STORM SEWER REPAIR	SF	640,000	0	0	0	640,000	0
1808	I 94	8281-03	MN/DOT	OVER ST. CROIX RIVER AT LAKELAND, MN/HUDSON, WI- EPOXY BRIDGE DECK SEALANT ON BRIDGES 9400 & 82800 (WI LET)	0.2	BI	BRIDGE REPAIR OTHER	SF LF	1,740,000	0	0	0	870,000	870,000
1809	TH 95	1305-24	MNDOT	ISANTI CO LINE TO I94 - SIGN REPLACEMENT	57.8	SC	SIGNING	SF	500,000	0	0	0	500,000	0
1810	TH 95	1306-42	MNDOT	FOREST BLVD/CHISAGO CSAH 30 IN NORTH BRANCH - SIGNAL REPLACEMENT	0.0	SC	TRAFFIC SIGNAL REVISION	SF LF	250,000	0	0	0	125,000	125,000
1811	TH 95	8209-46	MN/DOT	AT NE QUAD I-94 IN LAKELAND-MODIFY, EXPAND, & CHIP SEAL PARK & RIDE LOT, ETC	0.0	TM	PARK AND RIDE	SF	195,000	0	0	0	195,000	0
1812	TH 100	2755-90	MN/DOT	AT BASS LAKE ROAD & AT BROOKLYN BLVD BOTH OVER TH 100 IN BROOKLYN CENTER-REDECK BRIDGES 27041 & 27038, REPLACE APPROACH PANELS, ETC	0.0	BI	BRIDGE REPAIR OTHER	SF	4,030,000	0	0	0	4,030,000	0
1813	TH 149	1917-42	MNDOT	TH 110 TO SMITH AVE - SIGN REPLACEMENT	2.6	SC	SIGNING	SF	250,000	0	0	0	250,000	0
1814	TH 169	2772-96	MN/DOT	OVER NINE MILE CREEK IN EDINA, OVER EXCELSIOR BLVD, 3RD AVE AND RR & OVER 2ND ST IN HOPKINS- REHAB BRIDGES 27568, 27586 & 27587, GUARDRAIL, ETC	1.7	BI	BRIDGE REPAIR OTHER	SF	1,775,000	0	0	0	1,775,000	0
1815	TH 169	2776-03AC2	MN/DOT	HIGHWAY 169/I494 INTERCHANGE IMPROVEMENTS, MN(AC PAYBACK 2 OF 3)	0.2	MC	GRADE,SURFACE & BRIDGE	UG	8,000,000	8,000,000	0	0	0	0
1816	TH 169	7005-88	MN/DOT	MARSCHALL RD(SCOTT CSAH 17) TO SB 3RD LANE DROP, SHAKOPEE-TRAFFIC MGMT SYSTEM	3.5	TM	TRAFFIC MGMT. SYSTEM	SF	500,000	0	0	0	500,000	0
1817	TH 252	2748-59	MNDOT	AT 66TH AVE N, BROOKLYN CENTER-REPLACE EB 66TH AVE FREE RIGHT AT TH 252 WITH DUAL RIGHT TURN LANES & REPLACE TRAFFIC SIGNAL, ADA UPGRADES	0.0	SC	GRADE AND SURFACE	SF	385,000	0	0	0	245,000	140,000
1818	TH 280	6241-60	MNDOT	ENERGY PARK DR, ST PAUL TO BROADWAY, LAUDERDALE - LANDSCAPING	3.4	RC	LANDSCAPING	SF	50,000	0	0	0	50,000	0

Seq #	Route System	Project Number	Agency	Description	Miles	Program	Type of Work	Proposed Funds	Total	FHWA	AC	FTA	TH	Other
1819	TH 280	6242-9472	MNDOT	UNIVERSITY AVE OVER TH 280 AND CEDAR AVE OVER I-35E IN ST PAUL-REPAIR/MODIFY BRS 9472 & 62889 FOR CENT CORR LRT-DEBT MGMT	0.0	BI	BRIDGE REPAIR OTHER	SF	380,000	0	0	0	380,000	0
1820	TH 284	1014-15	MN/DOT	E 10TH ST, WACONIA-CONSTRUCT ROUNDABOUT	0.1	SC	SPOT IMPROVEMENT	SF LF	1,000,000	0	0	0	400,000	600,000
1821	TH 361	1304-25	MNDOT	I35 JCT TO CHISAGO-PINE CO LINE - SIGN REPLACEMENT	4.6	SC	SIGNING	SF	350,000	0	0	0	350,000	0
1822	I 394	2789-133	MN/DOT	WB TO I494 NB & SB EXIT RAMP, MINNETONKA - MODIFY CO RD-CONVERT TO INDIVIDUAL EXITS FOR I394 WB TO I494 NB & SB, M/O	0.3	SC	GRADE AND SURFACE	SF	560,000	0	0	0	560,000	0
1823	I 494	2785-337	MN/DOT	TH 5 TO 1000' W OF GOLDEN TRIANGLE DRIVE (BEG 169 EXIT RAMP) TH 169, EDEN PRAIRIE - I494 LANDSCAPING	0.7	RB	LANDSCAPING	SF	300,000	0	0	0	300,000	0
1824	I 494	2785-367	MNDOT	0.5 MI W OF 34TH AVE TO 0.5 MI W OF FRANCE AVE, BLOOMINGTON-MILL & OVERLAY, CONSTRUCT WB AUX LANE FROM PORTLAND AVE TO NICOLLET AVE, MEDIAN BARRIER, DRAINAGE, ETC	5.3	RS	MILL AND OVERLAY	IM	16,040,000	14,436,000	0	0	1,604,000	0
1825	TH 952	1908-82	MNDOT	EAST BERNARD ST/DAKOTA MSAS 114, WEST ST PAUL - SIGNAL REPLACEMENT	0.0	SC	TRAFFIC SIGNAL REVISION	SF LF	250,000	0	0	0	125,000	125,000
1826	TH 999	8825-212	MN/DOT	METROWIDE-RELAMP IN ONE QUADRANT	0.0	SC	LIGHTING	SF	450,000	0	0	0	450,000	0
1827	TH 999	8825-356	MNDOT	METROWIDE ADA SIGNAL UPGRADES	0.0	SC	TRAFFIC SIGNAL REVISION	SF	100,000	0	0	0	100,000	0
1828	TH 999	8825-366	MN/DOT	METROWIDE-REPLACE DMS, COMMUNICATIONS & CONTROLLERS	0.0	TM	TRAFFIC MGMT. SYSTEM	SF	500,000	0	0	0	500,000	0
1829	TH 999	880M-RW-13	MN/DOT	METRO SETASIDE FOR RIGHT OF WAY FOR FY 2013	0.0	RW	RIGHT OF WAY	NHS	13,600,000	6,000,000	0	0	7,600,000	0
1830	TH 999	880M-SAS-13	MNDOT	DISTRICTWIDE SETASIDES - 2013	0.0	NA	MISCELLANEOUS	STP	75,990,000	9,080,000	0	0	6	0
1831	TH 999	880M-TR-13	MN/DOT	METRO SETASIDE FOR TEAM TRANSIT PROJECTS FOR FY 2013	0.0	TM	TRAFFIC MGMT. SYSTEM	SF	1,215,000	0	0	0	1,215,000	0
1832	TH 999	TRLF-RW-13	MN/DOT	REPAYMENT, FY 2013, TRLF LOANS USED FOR RIGHT OF WAY PURCHASE ON THS 212 & 65	0.0	RW	RIGHT OF WAY	SF	2,244,000	0	0	0	2,244,000	0
									\$542,104,708	\$178,385,965	\$0	\$132,811,562	\$57,479,515	\$106,517,672

Seq #	Route System	Project Number	Agency	Description	Miles	Program	Type of Work	Proposed Funds	Total	FHWA	AC	FTA	TH	Other
1833	BB	TRF-0031-14	MN/DOT	SECT 5311: METROPOLITAN COUNCIL RURAL TRANSIT OPERATING ASSISTANCE	0.0	OB	OPERATE BUS	FTA	4,614,586	0	0	1,028,600	0	3,585,986
1834	BB	TRF-TCMT-14	MET COUNCIL-MT	SECT 5307: TWIN CITIES MET COUNCIL MT-ASSOCIATED CAPITAL MAINTENANCE-BUS	0.0	B9	BUS GRANT CAPITAL IMPROVEMENT	FTA	2,904,360	0	0	2,323,488	0	580,872
1835	BB	TRF-TCMT-14A	MET COUNCIL-MT	SECT 5307: TWIN CITIES MET COUNCIL MT-CAPITAL LEASE-TIRES	0.0	B9	PURCHASE BUS	FTA	2,297,129	0	0	1,837,703	0	459,426
1836	BB	TRF-TCMT-14B	MET COUNCIL-MT	SECT 5307: TWIN CITIES MET COUNCIL MT-BUS ACQUISITION	0.0	B9	PURCHASE BUS	FTA	44,951,650	0	0	35,961,320	0	8,990,330
1837	BB	TRF-TCMT-14C	MET COUNCIL-MT	SECT 5307: TWIN CITIES MET COUNCIL MT-PREVENTIVE MAINTENANCE	0.0	B9	BUS GRANT CAPITAL IMPROVEMENT	FTA	12,500,000	0	0	10,000,000	0	2,500,000
1838	BB	TRF-TCMT-14D	MET COUNCIL-MT	SECT 5307: TWIN CITIES MET COUNCIL MT-SECURITY/SAFETY FOR 1%	0.0	B9	BUS GRANT CAPITAL IMPROVEMENT	FTA	700,000	0	0	560,000	0	140,000
1839	BB	TRF-TCMT-14E	MET COUNCIL-MT	SECT 5307: TWIN CITIES MET COUNCIL MT-TRANSIT ENHANCEMENTS 1%	0.0	B9	BUS GRANT CAPITAL IMPROVEMENT	FTA	700,000	0	0	560,000	0	140,000
1840	BB	TRF-TCMT-14F	MET COUNCIL-MT	SECT 5307: TWIN CITIES MET COUNCIL MT-TRANSIT BUSINESS COMPUTER HW & SW	0.0	B9	BUS GRANT CAPITAL IMPROVEMENT	FTA	2,500,000	0	0	2,000,000	0	500,000
1841	BB	TRF-TCMT-14G	MET COUNCIL-MTS	SECT 5307: TWIN CITIES MET COUNCIL MTS-VANGO CAP COST OF CONTRACTING	0.0	B9	BUS GRANT CAPITAL IMPROVEMENT	FTA	625,000	0	0	500,000	0	125,000
1842	BB	TRF-TCMT-14H	MET COUNCIL-MTS	SECT 5307: TWIN CITIES MET COUNCIL MTS-METRO MOBILITY CAPITAL COST OF CONTRACTING FOR SERVICES	0.0	B9	BUS GRANT CAPITAL IMPROVEMENT	FTA	5,312,500	0	0	4,250,000	0	1,062,500
1843	BB	TRF-TCMT-14J	MET COUNCIL-MTS	SECT 5307: TWIN CITIES MET COUNCIL MTS-REGIONAL FLEET CAPITAL COST OF CONTRACTING	0.0	B9	BUS GRANT CAPITAL IMPROVEMENT	FTA	3,125,000	0	0	2,500,000	0	625,000
1844	BB	TRF-TCMT-14K	MET COUNCIL-U OFM	SECT 5307: TWIN CITIES MET COUNCIL U OF M-U OF MN BUS ACQUISITION	0.0	B9	PURCHASE BUS	FTA	375,000	0	0	300,000	0	75,000
1845	BB	TRF-TCMT-14L	MET COUNCIL-MTS	SECT 5307: TWIN CITIES MET COUNCIL MTS-MTS BUS ACQUISITION	0.0	B9	PURCHASE BUS	FTA	17,677,109	0	0	14,141,687	0	3,535,422
1846	BB	TRF-TCMT-14M	MET COUNCIL-MTS	SECT 5307: TWIN CITIES MET COUNCIL MTS-PREVENTIVE MAINTENANCE - SWT	0.0	B9	BUS GRANT CAPITAL IMPROVEMENT	FTA	595,000	0	0	476,000	0	119,000

Seq #	Route System	Project Number	Agency	Description	Miles	Program	Type of Work	Proposed Funds	Total	FHWA	AC	FTA	TH	Other
1847	BB	TRF-TCMT-14N	MET COUNCIL-MTS	SECT 5307: TWIN CITIES MET COUNCIL MTS-COP PAYMENT FOR EAGAN BUS GARAGE EXPANSION - MVTA	0.0	B9	BUS GRANT CAPITAL IMPROVEMENT	FTA	500,000	0	0	400,000	0	100,000
1848	BB	TRF-TCMT-14P	MET COUNCIL-MT	SECT 5309: TWIN CITIES MET COUNCIL MT-BUS/BUS CAPITAL	0.0	B3	BUS GRANT CAPITAL IMPROVEMENT	FTA	3,625,000	0	0	2,900,000	0	725,000
1849	BB	TRF-TCMT-14Q	MET COUNCIL-MT	SECT 5309: FIXED GUIDEWAY: TWIN CITIES MET COUNCIL MT-LRT ASSOCIATED CAPITAL MAINTENANCE	0.0	B3	BUS GRANT CAPITAL IMPROVEMENT	FTA	1,250,000	0	0	1,000,000	0	250,000
1850	BB	TRF-TCMT-14R	MET COUNCIL-MT	SECT 5309: FIXED GUIDEWAY: TWIN CITIES MET COUNCIL MT-LRVs	0.0	B3	BUS GRANT CAPITAL IMPROVEMENT	FTA	17,500,000	0	0	14,000,000	0	3,500,000
1851	BB	TRS-7068-14	MNDOT	HEARTLAND EXPRESS-PURCHASE CLASS 400 BUS	0.0	TR	PURCHASE BUS	STP	72,000	57,600	0	0	0	14,400
1852	RR	02-00134	MNDOT	MNMR ON 69TH AVE NE, MSAS 305 IN FRIDLEY & SPRING CREEK DR, MUN 1 IN NEW BRIGHTON-INSTALL GATES AT 69TH AVE NE	0.0	SR	RR X-ING IMPROVEMENTS	RRS	260,000	260,000	0	0	0	0
1853	RR	10-00118	MNDOT	MPL ON CSAH 33, OAK ST IN NORWOOD YOUNG AMERICA(1 MI S)-INSTALL GATES	0.0	SR	RR X-ING IMPROVEMENTS	RRS	234,000	210,600	0	0	0	23,400
1854	RR	27-00303	MNDOT	CP ON VICKSBURG LN, MSAS 156 IN PLYMOUTH-UPGRADE TO GATES OR CONTRIBUTE TO GRADE SEPARATION	0.0	SR	RR X-ING IMPROVEMENTS	RRS	260,000	234,000	0	0	0	26,000
1855	RR	27-00304	MNDOT	PGR ON KELL AVE S, MUN 312 IN BLOOMINGTON-INSTALL GATES	0.0	SR	RR X-ING IMPROVEMENTS	RRS	234,000	210,600	0	0	0	23,400
1856	RR	62-00203	MNDOT	MNMR ON KNOLLWOOD DR, MUN 42 IN NEW BRIGHTON-INSTALL GATES	0.0	SR	RR X-ING IMPROVEMENTS	RRS	234,000	210,600	0	0	0	23,400
1857	RR	70-00123	MNDOT	UP ON CSAH 9 IN JORDAN-UPGRADE TO GATES(CANTILEVERS)	0.0	SR	RR X-ING IMPROVEMENTS	RRS	312,000	280,800	0	0	0	31,200
1858	RR	82-00139	MNDOT	UP ON CENTRAL AVE, MUN 46 IN BAYPORT-INSTALL GATES	0.0	SR	RR X-ING IMPROVEMENTS	RRS	286,000	257,400	0	0	0	28,600
1859	RR	82-00140	MNDOT	UP ON 10TH AVE N, MUN 4 IN BAYPORT-INSTALL GATES	0.0	SR	RR X-ING IMPROVEMENTS	RRS	338,000	304,200	0	0	0	33,800
1860	CR 74	002-596-015	ANOKA COUNTY	ON 221ST AVE NE AT TH 65 IN EAST BETHEL-NEW TRAFFIC SIGNAL INSTALLATION, TURN LANE CONSTRUCTION ON CR 74, ETC	0.1	SH	GRADE AND SURFACE	HSIP	1,248,000	1,123,200	0	0	0	124,800

Seq #	Route System	Project Number	Agency	Description	Miles	Program	Type of Work	Proposed Funds	Total	FHWA	AC	FTA	TH	Other
1861	CR 3	002-596-020	ANOKA COUNTY	ON ANOKA CR 3(COON RAPIDS BLVD) AT SPRINGBROOK DR IN COON RAPIDS-TRAFFIC SIGNAL REBUILD, LENGTHEN TURN LANES, ETC	0.2	SH	SPOT IMPROVEMENT	HSIP	520,000	468,000	0	0	0	52,000
1862	CSAH 5	002-605-018	ANOKA COUNTY	ON ANOKA CSAH 5 AT ALPINE DRIVE IN RAMSEY-TRAFFIC SIGNAL, CONSTRUCT LEFT & RIGHT TURN LANES, ETC	0.0	SH	GRADE AND SURFACE	HSIP	1,040,000	936,000	0	0	0	104,000
1863	CSAH 11	002-611-032	ANOKA COUNTY	ON ANOKA CSAH 11(FOLEY BLVD) FROM 101ST TO EGRET IN COON RAPIDS-RECONSTRUCT TO 4-LN RDWY, NEW SIGNALS, TRAIL, ETC	0.0	RC	GRADE AND SURFACE	UG	3,031,600	2,425,280	0	0	0	606,320
1864	CSAH 51	002-651-007	ANOKA COUNTY	FROM ANOKA CSAH 12 TO 121ST AVE IN COON RAPIDS & BLAINE-RECONSTRUCT TO 4-LANE RDWY, PED/BIKE, SIGNALS, ETC	1.5	RC	GRADE AND SURFACE	UG	7,956,000	6,364,800	0	0	0	1,591,200
1865	CSAH 78	002-678-020	ANOKA COUNTY	ON ANOKA CSAH 78 (HANSON BLVD) AT ANOKA CSAH 20 (161ST AVE NW) IN ANDOVER-CONSTRUCT TRAFFIC SIGNAL, TURN LANES AT ALL LEGS	0.2	SH	SPOT IMPROVEMENT	HSIP	936,000	842,400	0	0	0	93,600
1866	CSAH 18	010-618-013	CARVER COUNTY	ON CARVER CSAH 18(LYMAN BLVD) FROM CARVER CSAH 15(AUDUBON RD) TO CARVER CSAH 17(POWERS BLVD) IN CHANHASSEN-RECONSTRUCT TO 4-LN RDWY, ETC	0.6	RC	GRADE AND SURFACE	UG	6,222,000	4,977,600	0	0	0	1,244,400
1867	CSAH 32	019-632-028	DAKOTA COUNTY	ON DAKOTA CSAH 32 AT NICOLLET AVE IN BURNSVILLE-CONSTRUCT WB LEFT TURN LANE, ETC	0.0	SH	GRADE AND SURFACE	HSIP	364,000	327,600	0	0	0	36,400
1868	CSAH 61	027-661-046	HENNEPIN COUNTY	FROM CSAH 3(EXCELSIOR BLVD) TO NO OF TH 7 IN HOPKINS & MINNETONKA-UPGRADE TO A 4-LANE RDWY, INTERSECTION IMPROVEMENTS, ETC	0.7	RC	GRADE AND SURFACE	UG	10,000,000	7,280,000	0	0	0	2,720,000
1869	CSAH 31	062-631-009	RAMSEY COUNTY	ON RAMSEY CSAH 31(MARYLAND AVE) AT PAYNE AVE IN ST PAUL-TRAFFIC SIGNAL REBUILD, DEVELOP DEDICATED LEFT TURN LANES, ETC	0.2	SH	SPOT IMPROVEMENT	HSIP	1,663,951	1,497,556	0	0	0	166,395
1870	CSAH 31	062-631-010	RAMSEY COUNTY	ON RAMSEY CSAH 31 (MARYLAND AVE) AT ARKWRIGHT ST IN ST PAUL-TRAFFIC SIGNAL REBUILD, CONSTRUCT LEFT TURN LANES, ETC	0.2	SH	SPOT IMPROVEMENT	HSIP	1,575,354	1,417,819	0	0	0	157,535
1871	PED/BIKE	062-636-006	RAMSEY COUNTY	CONSTRUCT TWO GRADE-SEPARATED PED CROSSINGS OF ACCESS RAMPS FROM CHILDS RD TO WARNER RD IN ST PAUL	0.0	EN	PEDESTRIAN BIKE BRIDGE	TEA	3,437,000	1,040,000	0	0	0	2,397,000
1872	PED/BIKE	070-701-008	SCOTT COUNTY	ALONG CSAH 101 FROM RIVER RD/STAGECOACH RD TO SHENANDOAH DR IN SHAKOPEE-CONSTRUCT PED/BIKE TRAIL	3.8	EN	PEDESTRIAN BIKE TRAIL	TEA	1,300,000	1,040,000	0	0	0	260,000
1873	CMAQ	090-080-016	MVTA	PURCHASE SIX BUSES & FUND STARTUP OPERATIONS FOR SERVICE BETWEEN SOUTH METRO & DOWNTOWN ST. PAUL ALONG I-35E, TH 13 & OTHER ROADWAYS	0.0	TR	PURCHASE BUS	CMAQ	3,606,923	2,885,538	0	0	0	721,385

Seq #	Route System	Project Number	Agency	Description	Miles	Program	Type of Work	Proposed Funds	Total	FHWA	AC	FTA	TH	Other
1874	PED/BIKE	091-090-068	MPLS PARK/REC BOARD	FROM FRANKLIN AVE N TO CENTRAL RIVERFRONT PARK IN MPLS-CONSTRUCT WEST RIVER PKWY TRAIL IMPROVEMENTS, ETC	0.0	EN	PED/BIKE IMPROVEMENT	TEA	1,202,500	962,000	0	0	0	240,500
1875	PED/BIKE	091-090-071	MPLS PARK/REC BOARD	ALONG THE WEST BANK OF MISS RIVER-JAMES I RICE PKWY TRAIL IMPROVEMENTS & CONNECTIONS	0.0	EN	PED/BIKE IMPROVEMENT	TEA	1,040,000	832,000	0	0	0	208,000
1876	PED/BIKE	091-090-072	THREE RIVERS PARK DISTRICT	OVER HENNEPIN CSAH 19 IN SHOREWOOD & TONKA BAY-CONSTRUCT LAKE MINNETONKA LRT REGIONAL TR PED/BIKE BRIDGE	0.0	EN	PEDESTRIAN BIKE BRIDGE	TEA	2,000,000	1,040,000	0	0	0	960,000
1877	PED/BIKE	091-090-074	THREE RIVERS PARK DISTRICT	CONSTRUCT INTERCITY TRAIL FROM NOKOMIS PKWY IN MPLS TO THE MALL OF AMERICA IN BLOOMINGTON	3.8	BT	PEDESTRIAN BIKE TRAIL	UG	7,150,000	5,720,000	0	0	0	1,430,000
1878	PED/BIKE	091-090-075	THREE RIVERS PARK DISTRICT	CONSTRUCT CRYSTAL LAKE REGIONAL TRAIL FROM THE MPLS GRAND ROUNDS TRAIL NETWORK TO THE TWIN CITIES REGIONAL TRL NETWORK IN ROBBINSDALE, BRS, SHELTERS, KIOSKS, ETC	2.0	BT	PEDESTRIAN BIKE TRAIL	UG	2,704,000	2,163,200	0	0	0	540,800
1879	PED/BIKE	098-090-007	HANOVER	ALONG HENNEPIN CSAH 19 IN HANOVER-CONSTRUCT BIT PED/BIKE TRAIL	0.0	EN	ENHANCEMENT	TEA	270,291	216,233	0	0	0	54,058
1880	PED/BIKE	103-090-002	ANOKA	FROM MAIN ST TO THE STATE HOSPITAL IN ANOKA-CONSTRUCT THE RUM RIVER TR, & INTERPRETIVE/EDUCATIONAL FOR THE HENRY HAMMER TR, ETC	1.2	EN	PED/BIKE IMPROVEMENT	TEA	988,000	790,400	0	0	0	197,600
1881	PED/BIKE	107-425-008	BLOOMINGTON	HYLAND TRL CORRIDOR FROM 105TH ST/MARYLAND RD TO THE BLOOMINGTON FERRY RD TRAILHEAD NEAR THE MN RIVER IN BLOOMINGTON-CONSTRUCT TRAIL	1.3	EN	PEDESTRIAN BIKE TRAIL	TEA	674,700	539,760	0	0	0	134,940
1882	TH 36	138-010-018	MAPLEWOOD	FROM HAZELWOOD AVE TO TH 61 IN MAPLEWOOD-CONSTRUCT SPLIT-DIAMOND INTERCHANGE BETWEEN ENGLISH ST/TH 61, ACCESS CLOSURES, SIGNAL INSTALLATION, ETC	1.2	RC	GRADE,SURFACE & BRIDGE	UG	9,100,000	7,280,000	0	0	0	1,820,000
1883	PED/BIKE	141-090-038	MINNEAPOLIS	OVER THE MISS RIVER FROM U OF M EAST TO WEST BANK IN MPLS-REHABILITATE & PAINT BR 9(MN BR 94246)	0.0	EN	BRIDGE REPAIR	TEA	1,300,000	1,040,000	0	0	0	260,000
1884	PED/BIKE	164-090-013	SAINT PAUL	FROM JACKSON ST TO CAYUGA ST IN SAINT PAUL-CONSTRUCT TROUT BROOK REGIONAL TR ON ABANDONED RAILWAY	1.0	EN	PEDESTRIAN BIKE TRAIL	TEA	747,500	598,000	0	0	0	149,500
1885	EN	164-213-007	SAINT PAUL	ON WESTERN AVE FROM ST ANTHONY TO UNIV & FROM CONCORDIA TO SELBY-STREETScape, LIGHTING, ETC	0.7	EN	ENHANCEMENT	TEA	1,425,000	1,040,000	0	0	0	385,000
1886	TH 952A	173-010-007	WEST ST PAUL	ON ROBERT ST FROM MENDOTA RD TO ANNAPOLIS ST IN W ST PAUL-WIDENING, MILL & OVERLAY, LANDSCAPING, ETC	2.5	RC	GRADE AND SURFACE	UG	10,383,000	7,280,000	0	0	0	3,103,000

Seq #	Route System	Project Number	Agency	Description	Miles	Program	Type of Work	Proposed Funds	Total	FHWA	AC	FTA	TH	Other
1887	PED/BIKE	179-090-004	BURNSVILLE	FROM I-35W TO TH 77 ALONG MN RIVER IN BURNSVILLE- CONSTRUCT BIG RIVERS REGIONAL TRAIL	3.5	EN	PEDESTRIAN BIKE TRAIL	TEA	1,300,000	1,040,000	0	0	0	260,000
1888	PED/BIKE	188-118-004	LAKEVILLE	ON KENRICK AVE BETWEEN 185TH ST & 205TH ST, ALONG MARION LAKE BETWEEN KENRICK AVE & 195TH ST- CONSTRUCT TRAIL, PURCHASE 14 ACRES FOR PARK & CONSTRUCT TRAIL IN PARK ALONG MARION LAKE	0.0	EN	PED./BIKE IMPROVEMENT	TEA	2,577,000	1,040,000	0	0	0	1,537,000
1889	CR 202	189-113-004	MAPLE GROVE	ON CR 202(ZACHARY LN) AT 101ST AVE IN MAPLE GROVE- CONSTRUCT ROUNDABOUT, WIDEN ZACHARY LANE, ETC	0.2	SH	GRADE AND SURFACE	HSIP	1,040,000	936,000	0	0	0	104,000
1890	PED/BIKE	235-090-002	ST FRANCIS	CONSTRUCT TRAIL ALONG ANOKA CR 81 FROM 233RD LN TO DEER CREEK 2ND PARK & NEAR ST FRANCIS MIDDLE SCHOOL	0.7	EN	ENHANCEMENT	TEA	232,866	186,293	0	0	0	46,573
1891	CSAH 5	BIR-09-04	HENNEPIN COUNTY	HENNEPIN CSAH 5(FRANKLIN AVE) OVER W RIVER RD & MISSISSIPPI RIVER-RECONDITION BR 2441	0.2	BR	BRIDGE REPAIR OTHER	BR	19,200,000	8,320,000	0	0	0	10,880,000
1892	CMAQ	CMT-09-04	MET COUNCIL-MT	CENTRAL CORRIDOR OPERATING COSTS ON UNIVERSITY AVE BETWEEN DOWNTOWN MPLS & DOWNTOWN ST. PAUL	0.0	TR	OPERATE BUS	CMAQ	13,839,259	7,000,000	0	0	0	6,839,259
1893	CMAQ	CMT-09-05	MET COUNCIL-MT	ON I-94 NEAR MANNING AVE IN LAKE ELMO-CONSTRUCT PARK & RIDE	0.0	TR	GRADE AND SURFACE	CMAQ	11,428,823	7,280,000	0	0	0	4,148,823
1894	CMAQ	CMT-09-11A	CITY OF SHAKOPEE & PRIOR LAKE	PURCHASE & OPERATION OF THREE COACH BUSES PROVIDING MIDDAY SERVICE TO U OF M CAMPUS & NEW SERVICE TO I-494 CORRIDOR	0.0	TR	PURCHASE BUS	CMAQ	1,005,000	804,000	0	0	0	201,000
1895	CMAQ	TDM-2014	MET COUNCIL-MT	TDM ACTIVITIES TO REDUCE SOV USE BY VAN POOLS, CAR POOL & RIDE MATCHING PROGRAMS, MARKETING, TRANSIT RIDERSHIP INCENTIVES BY SUPPORTING SEVERAL TRANSPORTATION MANAGEMENT ORGANIZATIONS.	0.0	TM	PLANNING	CMAQ	4,375,000	3,500,000	0	0	0	875,000
1896	TH 3	1908-83	MNDOT	AT TH 110(ROBERT TR) IN SUNFISH LAKE-REPLACE TRAFFIC SIGNAL	0.0	SC	TRAFFIC SIGNAL REVISION	SF	400,000	0	0	0	400,000	0
1897	TH 7	2706-214	MNDOT	AT SHADY OAK RD(HENNEPIN CSAH 61) IN MINNETONKA- TRAFFIC SIGNAL REBUILD	0.0	SC	TRAFFIC SIGNAL REVISION	SF LF	250,000	0	0	0	125,000	125,000
1898	TH 7	2706-225	MNDOT	AT OAK ST(HENNEPIN CSAH 19) IN SHOREWOOD-SIGNAL REPLACEMENT & TURN LANE EXTENSION	0.0	SC	TRAFFIC SIGNAL REVISION	SF LF	255,000	0	0	0	190,000	65,000
1899	TH 7	2706-227	MNDOT	AT 5TH AVE N/OAKRIDGE RD IN HOPKINS-TRAFFIC SIGNAL REBUILD	0.0	SC	TRAFFIC SIGNAL REVISION	SF LF	250,000	0	0	0	125,000	125,000
1900	TH 12	2713-102	MN/DOT	EAST OF WILLOW ROAD TO OLD CRYSTAL BAY ROAD IN ORONO-REMOVE SIDEWALK, REGRADE BEHIND CURB, ADD CATCH BASINS	2.3	DR	MISCELLANEOUS	SF	125,000	0	0	0	125,000	0

Seq #	Route System	Project Number	Agency	Description	Miles	Program	Type of Work	Proposed Funds	Total	FHWA	AC	FTA	TH	Other
1901	TH 12	2714-141	MN/DOT	AT NE CORNER OF INTERSECTION OF HENNEPIN CR 101 IN WAYZATA-TWO NOISE WALLS BETWEEN US 12 AND HOLLYBROOK ROAD, GUARDRAIL	0.5	NO	NOISE ABATEMENT	SF LF	1,230,000	0	0	0	905,000	325,000
1902	TH 13	1902-56	MN/DOT	AT I-35E IN LILYDALE & MENDOTA HTS-INSTALL TRAFFIC SIGNALS AT ENTRANCE/EXIT RAMP	0.2	SC	TRAFFIC SIGNAL INST.	SF	520,000	0	0	0	520,000	0
1903	TH 13	7001-104	MN/DOT	AT 150TH ST IN PRIOR LAKE - CONSTRUCT 3/4 INTERSECTION AT 150TH & R/RO AT ZINRAN/OAKLAND BEACH	0.3	SC	SPOT IMPROVEMENT	SF	500,000	0	0	0	500,000	0
1904	TH 25	7003-13	MN/DOT	AT THE TH 169 RAMP TERMINALS IN BELLE PLAINE - INSTALL TRAFFIC SIGNAL SYSTEMS, ETC	0.1	SC	TRAFFIC SIGNAL INST.	SF	500,000	0	0	0	500,000	0
1905	I 35W	0280-67	MNDOT	AT ANOKA CSAH 23 INTERCHANGE IN LINO LAKES - REPLACE INTERCHANGE LIGHTING	0.5	SC	TRAFFIC SIGNAL REVISION	SF	70,000	0	0	0	70,000	0
1906	I 35W	0280-68	MNDOT	AT LAKE DRIVE/85TH AVE INTERCHANGE IN LEXINGTON & SHOREVIEW - REPLACE INTERCHANGE LIGHTING	0.5	SC	TRAFFIC SIGNAL REVISION	SF	165,000	0	0	0	165,000	0
1907	I 35W	2782-295	MNDOT	66TH ST TO TH 62, RICHFIELD - CROSSTOWN LANDSCAPING, PHASE I	1.4	RB	LANDSCAPING	SF	300,000	0	0	0	300,000	0
1908	I 35W	6284-157	MN/DOT	AT RAMSEY CSAH 96 (CTY RD G) OVER I35W IN ARDEN HILLS-REDECK BRIDGE 9577, APPROACH PANEL WORK, GUARDRAIL	0.1	BI	REDECK	IM	1,060,000	954,000	0	0	106,000	0
1909	I 35E	1982-159	MN/DOT	WEST SIDE OF I35E NORTH OF DIFFLEY ROAD FROM APPROX. MEADOWLARK CURVE TO MEADOWLARK WAY IN FARMINGTON-INSTALL NOISE WALL, DRAINAGE	0.3	NO	NOISE ABATEMENT	SF LF	575,000	0	0	0	515,000	60,000
1910	I 35E	6281-19	MN/DOT	FROM RAMSEY CR E TO 0.2 MILES S OF RAMSEY CSAH 96 IN VADNAIS HTS-BITUMINOUS MILL & OVERLAY, REPAIR/REPLACE CULVERTS, PIPES & DRAINAGE, LOOP DETECTORS	1.5	RS	MILL AND OVERLAY	SF	1,950,000	0	0	0	1,950,000	0
1911	I 35E	6281-20	MN/DOT	RAMSEY CSAH 96 OVER I35E IN WHITE BEAR LAKE-REDECK BRIDGE 62834, REPLACE APPROACH PANELS, DRAINAGE, ETC	0.0	BI	REDECK	IM	1,440,000	1,296,000	0	0	144,000	0
1912	TH 36	8214-114B	MNDOT	**MN191**ST CROIX RIVER X-ING, STILLWATER-(MN)TH 36(WI) TH 64-DESIGN, RIGHT OF WAY & CONSTRUCTION OF UTILITY RELOCATION FOR REPLACEMENT OF BR 4654	2.3	RW	RIGHT OF WAY	HPP	168,625	134,900	0	0	33,725	0
1912	TH 36	8214-114L	STILLWATER	**MN191**ST CROIX RIVER X-ING, STILLWATER-(MN)TH 36(WI) TH 64-DESIGN, RIGHT OF WAY & CONSTRUCTION OF UTILITY RELOCATION FOR REPLACEMENT OF BR 4654	2.3	RW	RIGHT OF WAY	HPP	4,330,875	3,464,700	0	0	0	866,175
1913	TH 36	8214-114MIT14	MN/DOT	OVER ST CROIX RIVER NEAR STILLWATER-MITIGATION ITEMS FOR REPLACEMENT OF RIVER BRIDGE 4654	0.2	BR	BRIDGE REPLACEMENT	BF	1,200,000	0	0	0	0	1,200,000

Seq #	Route System	Project Number	Agency	Description	Miles	Program	Type of Work	Proposed Funds	Total	FHWA	AC	FTA	TH	Other
1914	TH 36	8217-82045	MN/DOT	OVER ST CROIX RIVER NEAR STILLWATER & OAK PARK HEIGHTS-NEW BRIDGE OVER ST. CROIX RIVER, INCLUDING RAMPS ON & OFF TH 95 (AC PAYBACK IN 2015, 2016 & 2017)	0.2	BR	BRIDGE REPLACEMENT	BR BF	388,960,000	60,625,000	99,375,000	0	0	328,335,000
1915	TH 52	1905-34	MN/DOT	FROM TH 19 IN CANNON FALLS TO 117TH AVE IN INVER GROVE HTS-REMOVE MEDIAN CROSSOVERS, CONSTRUCT LEFT TURN LANE FROM TH52 NB TO 180TH ST E	20.3	SC	TURN LANES	SF	245,000	0	0	0	245,000	0
1916	TH 52	1928-57	MNDOT	FROM TH 55 IN INVER GROVE HTS TO I-94 IN ST PAUL-REPLACE SIGNING	9.4	SC	TRAFFIC SIGNAL REVISION	SF	500,000	0	0	0	500,000	0
1917	TH 52	6244-30AC3	MN/DOT	PLATO BLVD TO I-94-REPLACE BR 9800(LAFAYETTE) , APPROACHES & RAMP MODIFICATIONS(AC PAYBACK 3 OF 3)	1.4	BR	GRADE,SURFACE & BRIDGE	BR	19,000,000	19,000,000	0	0	0	0
1918	TH 55	2723-120	MN/DOT	AT NIAGARA LANE/PLYMOUTH BLVD IN PLYMOUTH-SIGNAL REBUILD, CONSTRUCT L-TURN LN WB & LENGTHEN EB L-TURN LANE	0.5	SC	TRAFFIC SIGNAL INST.	SF LF	825,000	0	0	0	670,000	155,000
1919	TH 55	8825-388	MNDOT	TH55, TH13 & TH 149-COORDINATION & RETIMING OF SIGNALS INCLUDING CCTV CAMERAS, MESSAGE SIGNS AND UPGRADING SIGNAL CABINETS FOR FUTURE TRANSIT SIGNAL PRIORITY	12.3	TM	SIGNALS & CAMERA INSTALLATION	CMAQ	1,172,475	937,980	0	0	234,495	0
1920	TH 61	1913-64B	MN/DOT	**MN261**HASTINGS BRIDGE (2010 APPROPRIATIONS ACT-STP)	0.8	BR	BRIDGE REPLACEMENT	HPP	486,917	486,917	0	0	0	0
1921	TH 61	1913-75	MNDOT	FROM 4TH ST IN HASTINGS TO I-94 IN ST PAUL-FREEWAY MANAGEMENT SYSTEM ON TH 61	18.3	TM	FREEWAY MANAGEMENT SYSTEM	CMAQ	3,744,000	2,995,200	0	0	748,800	0
1922	TH 61	6222-162	MN/DOT	FROM 800' S WHITE BEAR AVE TO .25 MI N OF JCT MN96 IN WHITE BEAR LAKE-MILL & OVERLAY, DRAINAGE, REPLACE SIGNAL AT BUFFALO ST/4TH ST, ETC(SF INCLUDES RR AGREEMENT)	1.9	RS	MILL AND OVERLAY	SF LF	3,650,000	0	0	0	3,505,000	145,000
1923	TH 62	2775-15	MNDOT	FROM PORTLAND AVE TO BLOOMINGTON AVE IN RICHFIELD & MINNEAPOLIS - REPLACE LIGHTING SYSTEM	1.0	SC	TRAFFIC SIGNAL REVISION	SF	125,000	0	0	0	125,000	0
1924	TH 65	0208-136	MN/DOT	AT VIKING BLVD IN HAM LAKE-EXTEND NB & SB LEFT TURN LANES	0.5	SC	TURN LANES	SF	195,000	0	0	0	195,000	0
1925	I 94	2780-87	MNDOT	FROM CROW RIVER IN HASSAN TWP TO FISH LAKE INTERCHANGE IN MAPLE GROVE-REPLACE SIGNING	11.0	SC	TRAFFIC SIGNAL REVISION	SF	500,000	0	0	0	500,000	0
1926	I 94	2781-438	MNDOT	FROM I-694 TO LOWRY TUNNEL IN MINNEAPOLIS - REPLACE SIGNING	7.5	SC	TRAFFIC SIGNAL REVISION	SF	400,000	0	0	0	400,000	0

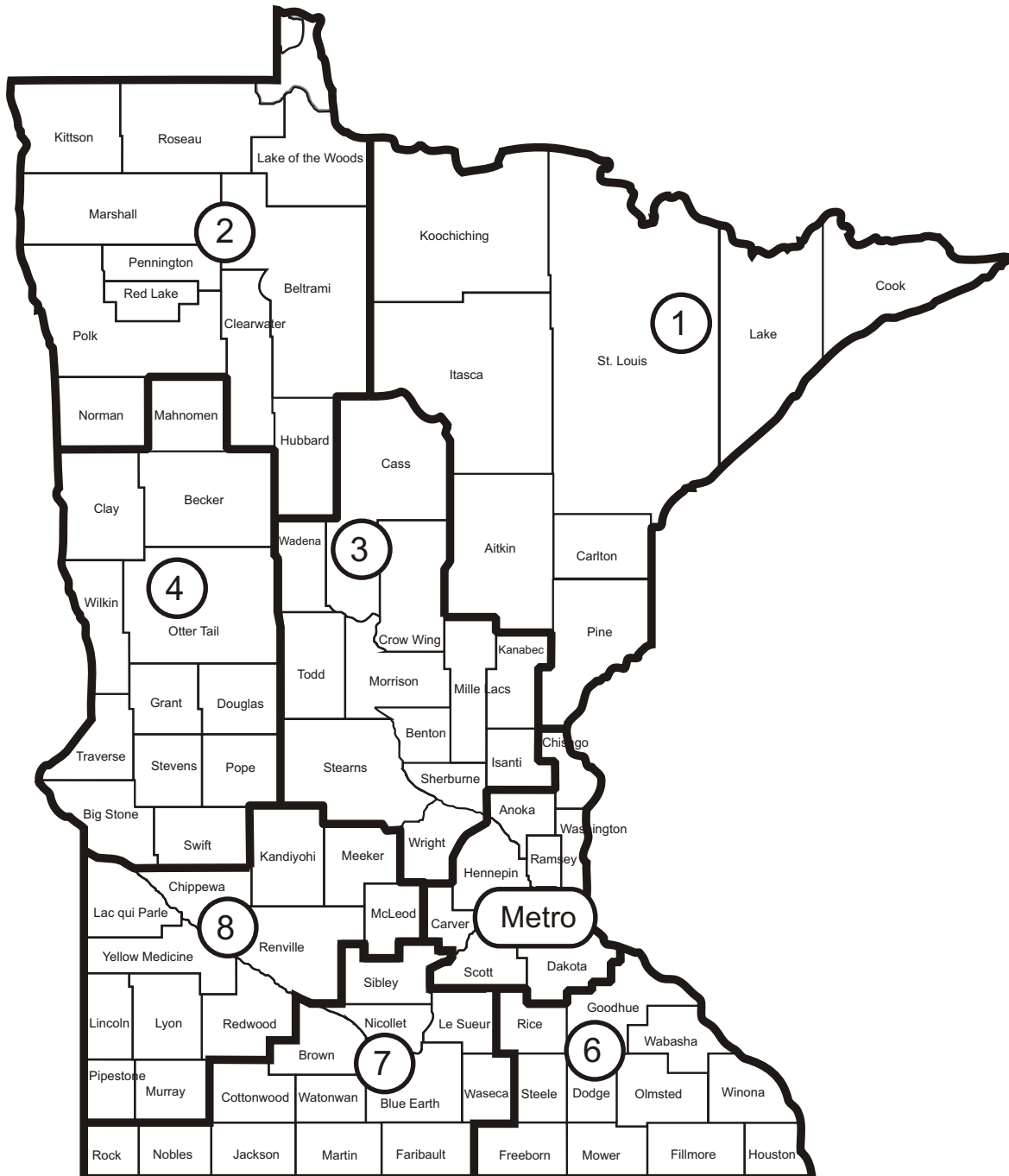
Seq #	Route System	Project Number	Agency	Description	Miles	Program	Type of Work	Proposed Funds	Total	FHWA	AC	FTA	TH	Other
1927	TH 110	1918-108	MNDOT	AT DAKOTA CR 43(LEXINGTON AVE) IN MENDOTA HEIGHTS-REPLACE TRAFFIC SIGNAL	0.0	SC	TRAFFIC SIGNAL REVISION	SF LF	250,000	0	0	0	125,000	125,000
1928	TH 169	2772-90	MNDOT	FROM I-494 IN BLOOMINGTON/EDINA TO I-94 IN MAPLE GROVE/BROOKLYN PARK-REPLACE SIGNING	15.6	SC	TRAFFIC SIGNAL REVISION	SF	750,000	0	0	0	750,000	0
1929	TH 169	2772-91	MN/DOT	FROM 0.2 MI N OF JCT I494 IN BLOOMINGTON TO 0.3 MI N JCT MN 62 IN EDINA-MILL & OVERLAY, CRACK & SEAT OLD CONCRETE, CONSTRUCT ESCAPE LANE, GUARDRAIL, DRAINAGE, ETC	2.4	RS	MILL AND OVERLAY	SF	4,780,000	0	0	0	4,780,000	0
1930	TH 169	2772-92	MN/DOT	FROM N END OF BRIDGE OVER TH55 IN PLYMOUTH TO 0.2 MI S OF 77TH AVE (BROOKLYN BLVD) IN BROOKLYN PARK-MILL & OVERLAY, CRACK & SEAT OLD CONCRETE, CONSTRUCT ESCAPE LANE, GUARDRAIL, DRAINAGE, ETC	7.5	RS	MILL AND OVERLAY	SF	13,725,000	0	0	0	13,725,000	0
1931	TH 169	2776-03AC3	MN/DOT	HIGHWAY 169/I494 INTERCHANGE IMPROVEMENTS, MN(AC PAYBACK, 3 OF 3)	0.2	MC	GRADE,SURFACE & BRIDGE	UG	26,000,000	26,000,000	0	0	0	0
1932	TH 169	7005-94	MN/DOT	THROUGH BELLE PLAINE - REMOVE MEDIAN CROSSOVERS (HIGH PRIORITY IRC)	26.0	TM	SPOT IMPROVEMENT	SF	500,000	0	0	0	500,000	0
1933	I 494	1985-137	MN/DOT	EASTBOUND LANES FROM PIEPER ROAD BRIDGE IN INVER GROVE HTS TO I35E IN MENDOTA HTS-MILL & OVERLAY, DRAINAGE, ETC	2.8	RS	MILL AND OVERLAY	SF	1,660,000	0	0	0	1,660,000	0
1934	I 494	2785-338	MN/DOT	TH 169 INTERCHANGE, 1000' W OF GOLDEN TRIANGLE DRIVE (BEG 169 EXIT RAMP) TO 400' W OF W BUSH LK RD, BLOOMINGTON - LANDSCAPING	1.2	MC	LANDSCAPING	NHS	170,000	136,000	0	0	34,000	0
1935	I 494	2785-371	MNDOT	AT TH 55 & AT HENNEPIN CSAH 9 INTERCHANGES IN PLYMOUTH-REPLACE INTERCHANGE LIGHTING	1.8	SC	TRAFFIC SIGNAL REVISION	SF	155,000	0	0	0	155,000	0
1936	I 494	2785-372	MN/DOT	AT JCT TH 77 IN BLOOMINGTON-REDECK BRIDGES 9082 & 9080 & REPLACE APPROACH PANELS	0.5	BI	REDECK	IM	1,100,000	990,000	0	0	110,000	0
1937	I 494	2785-373	MN/DOT	FROM OVER SCHMIDT LAKE RD TO I94/494 JUNCTION IN MAPLE GROVE-REDECK & PAINT BRIDGES 27905, 27973, 27974, 27975, 27976, REDECK BRIDGES 27977, 27978, REPAIR BRIDGES 27681, 27906, MISC APPROACH WORK, DRAINAGE, ETC	3.4	BI	REDECK	IM	6,515,000	5,863,500	0	0	651,500	0
1938	TH 999	8825-355	MNDOT	NE QUADRANT OF METRO DISTRICT - RELAMP LIGHTING SYSTEM	0.0	SC	LIGHTING	SF	500,000	0	0	0	500,000	0
1939	TH 999	8825-364	MNDOT	METROWIDE-UPGRADE EXISTING COMMUNICATIONS INFRASTRUCTURE & CONTROLLERS	0.0	SC	TRAFFIC SIGNAL REVISION	SF	500,000	0	0	0	500,000	0
1940	TH 999	8825-389	MNDOT	METROWIDE-PROACTIVE CONTRACT FOR RURAL INTERSECTION LIGHTING	0.0	SH	LIGHTING	HSIP	219,000	187,200	0	0	31,800	0

ATP: M
 Fiscal Year: 2014

STIP for FY 2011-2014

Seq #	Route System	Project Number	Agency	Description	Miles	Program	Type of Work	Proposed Funds	Total	FHWA	AC	FTA	TH	Other
1941	TH 999	880M-RW-14	MN/DOT	METRO SETASIDE FOR RIGHT OF WAY FOR FY 2014	0.0	RW	RIGHT OF WAY	NHS	9,000,000	4,000,000	0	0	5,000,000	0
1942	TH 999	880M-SAS-14	MNDOT	DISTRICTWIDE SETASIDES - 2014	0.0	NA	MISCELLANEOUS	STP	86,685,000	16,252,000	0	0	70,433,000	0
1943	TH 999	TRLF-RW-14	MN/DOT	REPAYMENT, FY 2014, TRLF LOANS USED FOR RIGHT OF WAY PURCHASE ON THS 212 & 65	0.0	RW	RIGHT OF WAY	SF	2,244,000	0	0	0	2,244,000	0
									\$850,711,993	\$237,582,876	\$99,375,000	\$94,738,798	\$114,996,320	\$403,393,999

STATEWIDE RESERVES



DISTRICT C

For Information Contact the
Office of Capital Programs and
Performance Measures
395 John Ireland Blvd
MS 440
Saint Paul, MN 55155-1899
(651) 366-3798
FAX: (651) 366-3790

Seq #	Route System	Project Number	Agency	Description	Miles	Program	Type of Work	Proposed Funds	Total	FHWA	AC	FTA	TH	Other
1944	REC TRAIL	0001-10-2C	COOK COUNTY	DEVELOP & CONSTRUCT AN EXPANDED NETWORK OF SINGLE TRACK MOUNTAIN BIKE TRAILS UP TO 20 MILES	20.0	RT	BIKE TRAILS	RT	200,000	30,000	0	0	0	170,000
1945	REC TRAIL	0003-10-2C	COOK COUNTY	CUT & BRUSH BACK STORM DAMAGE ON EXISTING SNOWMOBILE TRAIL TO INCREASE WIDTHS & DO MAINTENANCE FOR SAFER ACCESSIBILITY FOR RIDERS ON DEER, MUEHLBERG & BEAVER TRAILS	0.0	RT	TRAIL PRESERVATION	RT	25,000	12,500	0	0	0	12,500
1946	REC TRAIL	0004-10-2C	COOK COUNTY	REMOVE BRUSH & INCREASE TRAIL WIDTH ON 12.8 MILES OF GIA SNOWMOBILE TRAIL TO BRING THESE MILES TO TWO-WAY SNOWMOBILE TRAIL STANDARDS.	12.8	RT	TRAIL EXPANSION	RT	17,020	8,500	0	0	0	8,520
1947	REC TRAIL	0005-10-2C	COOK COUNTY	PURCHASE AN ATV TO HELP MAINTAIN TRAIL AREAS THAT ARE NON-ACCESSIBLE WITH LARGE EQUIPMENT	0.0	RT	PURCHASE EQUIPMENT	RT	6,000	3,000	0	0	0	3,000
1948	REC TRAIL	0006-10-2C	COOK COUNTY	PURCHASE A SNOWMOBILE & COMPACTION DRAG WITH TRACKSETTER	0.0	RT	PURCHASE EQUIPMENT	RT	12,100	6,050	0	0	0	6,050
1949	REC TRAIL	0007-10-2C	COOK COUNTY	PURCHASE A KUBOTA WITH A BRUSHING & GROOMING PULLER	0.0	RT	PURCHASE EQUIPMENT	RT	25,000	12,500	0	0	0	12,500
1950	REC TRAIL	0012-10-1D	CITY OF EAST GULL LAKE	COMPLETE 3 SEPARATE TRAIL CONNECTIONS ALONG THE EAST GULL LAKE MULTI-USE TRAIL	0.0	RT	BIKE TRAILS	RT	170,000	70,000	0	0	0	100,000
1951	REC TRAIL	0013-10-1D	SHINGOBBE TOWNSHIP	CONTINUE CONSTRUCTION OF THE SHINGOBBE TRAIL CONNECTION FROM CR 163/HIGHWAY 371/200 TO THE GRAVEL PIT FOR A TOTAL OF 1.6 MILES	1.6	RT	CONSTRUCT TRAIL	RT	982,000	150,000	0	0	0	832,000
1952	REC TRAIL	0018-10-3B	CITY OF LINDSTROM	CONSTRUCT TWO SEGMENTS OF THE SWEDISH IMMIGRANT TRAIL THROUGH THE CITY OF LINDSTROM FOR A TOTAL OF 1,650 FEET	0.0	RT	CONSTRUCT TRAIL	RT	199,200	99,600	0	0	0	99,600
1953	REC TRAIL	0019-10-3C	CITY OF HOUSTON	ACQUIRE LAND IN THE INITIAL ACQUISITION PHASE FOR A OHV PARK	0.0	RT	RW ACQUISITION	RT	300,000	150,000	0	0	0	150,000
1954	REC TRAIL	0022-10-2C	SUPERIOR HIKING TRAIL ASSOCIATION	REHABILITATION ON THE SUPERIOR HIKING TRAIL THAT WILL INCLUDE REPLACING AGING BRIDGES, BOARDWALK, STEPS, WATER BARS, RESHAPE SMALL PORTIONS TO AVOID EROSION & REHABILITATION ON TREADWAY	0.0	RT	TRAIL REHAB	RT	79,000	39,500	0	0	0	39,500
1955	REC TRAIL	0025-10-4B	REDWOOD COUNTY	UPGRADE TO A NEWER 2003 GROOMER FROM THE CURRENT 1988 GROOMER	0.0	RT	PURCHASE EQUIPMENT	RT	79,999	40,000	0	0	0	39,999
1956	REC TRAIL	0028-10-3C	GOODHUE COUNTY	PURCHASE A UTILITY VEHICLE FOR GROOMING & MAINTENANCE FOR THE CROSS-COUNTRY SKI TRAILS	0.0	RT	REPLACE EQUIPMENT	RT	20,630	10,315	0	0	0	10,315
1957	REC TRAIL	0029-10-3C	GOODHUE COUNTY	REPLACE AN EARLY 1990 TRACTOR MOWER WITH A NEW TRACTOR MOWER	0.0	RT	REPLACE EQUIPMENT	RT	7,967	3,984	0	0	0	3,983

Seq #	Route System	Project Number	Agency	Description	Miles	Program	Type of Work	Proposed Funds	Total	FHWA	AC	FTA	TH	Other
1958	REC TRAIL	0030-10-4B	PIPESTONE COUNTY	PURCHASE A NEW SNOWMOBILE GROOMER	0.0	RT	PURCHASE EQUIPMENT	RT	150,000	75,000	0	0	0	75,000
1959	REC TRAIL	0031-10-4A	MEEKER COUNTY	OPEN A PUBLIC OHV PARK ON CROW RIVER WHEELERS PROPERTY TO INCLUDE A TRAIL SYSTEM FOR ATV'S & OHM'S WITH A YOUTH TRAINING AREA & SHELTER	0.0	RT	TRAIL HEAD DEVELOPMENT	RT	280,000	140,000	0	0	0	140,000
1960	REC TRAIL	0033-10-4C	SIBLEY COUNTY	PURCHASE A NEW SNOWMOBILE TRAIL GROOMER & DRAG	0.0	RT	PURCHASE EQUIPMENT	RT	172,135	75,000	0	0	0	97,135
1961	REC TRAIL	0034-10-2B	CITY OF HOYT LAKES	PURCHASE A SNOWMOBILE GROOMER WITH A SOUCY 9 FOOT 6-WAY FRONT BLADE	0.0	RT	PURCHASE EQUIPMENT	RT	148,700	74,350	0	0	0	74,350
1962	REC TRAIL	0036-10-S	MINNESOTA TRAIL RIDERS ASSOCIATION	COMPLETE MAINTENANCE & IMPROVEMENTS TO EQUESTRIAN FACILITIES WITHIN PUBLIC PARKS, TRAILS & FORESTS	0.0	RT	CONSTRUCT TRAIL	RT	16,000	8,000	0	0	0	8,000
1963	REC TRAIL	0037-10-4D	CITY OF FARIBAULT	CONSTRUCT A TRAIL CONNECTION FROM THE NORTH ALEXANDER PARK ON THE EAST AT TWO RIVERS PARK & ON THE WEST AT THE RAILROAD TRACKS WITH AN UNDERPASS CONNECTION UNDER SECOND AVENUE	0.0	RT	CONSTRUCT TRAIL	RT	600,000	150,000	0	0	0	450,000
1964	REC TRAIL	0039-10-3C	CITY OF RUSHFORD	CONSTRUCT APPROXIMATELY 1 MILE OF NEW PAVED TRAIL THAT WILL BE BUILT ALONG RUSH CREEK	0.0	RT	CONSTRUCT TRAIL	RT	300,000	125,000	0	0	0	175,000
1965	REC TRAIL	0042-10-1D	CROW WING COUNTY	PURCHASE A 2011 QUALITY FAB GROOMER DRAG	0.0	RT	PURCHASE EQUIPMENT	RT	11,500	5,750	0	0	0	5,750
1966	REC TRAIL	0043-10-1D	CROW WING COUNTY	PURCHASE SKI TRAIL GROOMING EQUIPMENT	0.0	RT	PURCHASE EQUIPMENT	RT	25,000	12,500	0	0	0	12,500
1967	REC TRAIL	0044-10-1D	CITY OF BRAINERD	CONSTRUCT 3.8 MILES OF 10 FOOT WIDE ASPHALT MULTI-USE TRAIL	3.8	RT	CONSTRUCT TRAIL	RT	578,844	150,000	0	0	0	428,844
1968	REC TRAIL	0049-10-3A	CITY OF ST CLOUD	PURCHASE A UTILITY VEHICLE FOR THE NORDIC SKI TRAIL GROOMING	0.0	RT	PURCHASE EQUIPMENT	RT	28,890	14,445	0	0	0	14,445
1969	REC TRAIL	0050-10-3B	THREE RIVERS PARK DISTRICT	COMPLETE CONSTRUCTION OF 12.2 MILES OF SINGLE TRACK TRAIL IN THE ELM CREEK PARK RESERVE THAT INCLUDES GENERAL HANDFINISHING, CONSTRUCTION OF TRAIL FEATURES, EXPANSION OF REINFORCED TURF PARKING LOT, DEVELOPMENT OF STAGING AREA WITH FENCING & TRAILHEAD	12.2	RT	CONSTRUCT TRAIL	RT	62,970	31,485	0	0	0	31,485
1970	REC TRAIL	0051-10-3B	ISANTI COUNTY	PURCHASE A PRE-FABRICATED, PORTABLE SNOWMOBILE TRAIL BRIDGE FOR USE OVER THE WEST BRANCH OF THE RUM RIVER DURING ANNUAL SNOWMOBILE SEASONS	0.0	RT	PURCHASE EQUIPMENT	RT	50,012	25,000	0	0	0	25,012

Seq #	Route System	Project Number	Agency	Description	Miles	Program	Type of Work	Proposed Funds	Total	FHWA	AC	FTA	TH	Other
1971	REC TRAIL	0052-10-2A	ISANTI COUNTY	RECONSTRUCT/OVERLAY A PORTION OF THE FAIRGROUNDS PARKING LOT &/OR TRAIL SEGMENTS, BITUMINOUS OVERLAY OF ITASCA BIKE TRAIL FROM FIARGROUNDS TO ITASCA BIKE TRAIL AT HIGHWAY 61 (3.73 MILES), BITUMINOS OVERLAY OF REMAINING ITASCA BIKE TRAIL FROM HIGHWAY	3.7	RT	RECONSTRUCT TRAIL	RT	800,000	107,075	0	0	0	692,925
1972	REC TRAIL	0055-10-2D	CARLTON COUNTY	PURCHASE A 2006 TUCKER TERRA TRAIL GROOMER	0.0	RT	PURCHASE EQUIPMENT	RT	140,000	70,000	0	0	0	70,000
1973	REC TRAIL	0058-10-2A	AITKIN COUNTY	CONSTRUCT 70 MILES OF ATV/OHV TRAIL SEGMENTS INCLUDING LOOPS TRAILS & CONNECTOR TRAILS THAT LINK EXISTING ROUTES IN AITKIN & ITASCA COUNTIES	70.0	RT	PURCHASE EQUIPMENT	RT	310,000	150,000	0	0	0	160,000
1974	REC TRAIL	D101-10-3B	DNR PARKS AND TRAILS	PLACE A VAULT TOILET ABOUT 2 MILES FROM THE PARKING & TRAILHEAD AREA IN AFTON STATE PARK	2.0	RT	INSTALL AMMENITIES	RT	25,000	12,500	0	0	0	12,500
1975	REC TRAIL	D102-10-1B	DNR PARKS AND TRAILS	INSTALL A NEW VAULT TOILET AT THE MAPLEWOOD STATE PARK HORSE CAMP	0.0	RT	INSTALL AMMENITIES	RT	25,000	12,500	0	0	0	12,500
1976	REC TRAIL	D105-10-2C	DNR PARKS AND TRAILS	REPLACE FAILED STREAM CROSSING STRUCTURES ON THE RED-DOT TRAIL SYSTEM WITHIN TETTEGOUCHE STATE PARK	0.0	RT	CONSTRUCT TRAIL BRIDGE	RT	120,000	40,000	0	0	0	80,000
1977	REC TRAIL	D106-10-2C	DNR PARKS AND TRAILS	PURCHASE A FECON BULL HOG BRUSH CUTTER ATTACHMENT FOR THE BOBCAT T250 LOADER	0.0	RT	REPLACE EQUIPMENT	RT	23,845	11,900	0	0	0	11,945
1978	REC TRAIL	D108-10-3C	DNR PARKS AND TRAILS	REHABILITATE DOUGLAS STATE TRAIL BRIDGE #8 TO REPLACE & REHABILITATE EXISTING TIMBER PILES & TIMBER PILE CAPS	0.0	RT	REHAB TRAIL	RT	150,000	75,000	0	0	0	75,000
1979	REC TRAIL	D109-10-3C	DNR PARKS AND TRAILS	REPLACE THE EXISTING BRIDGE DECK/TRAIL SURFACE, TUCK POINTING OF THE MASONRY ABUTMENTS/PIERS & RESTORATION/STABILIZATION OF THE ZUMBRO RIVER BANK AT THE ABUTMENTS	0.0	RT	TRAIL BRIDGE REPLACEMENT	RT	350,000	150,000	0	0	0	200,000
1980	REC TRAIL	D110-10-3C	DNR PARKS AND TRAILS	REHABILITATE DOUGLAS STATE TRAIL BRIDGE NUMBER 11 WITH REPLACEMENT OF EXISTING TIMBER PILES & TIMBER PILE CAPS ON THIS FORMER RAILROAD BRIDGE	0.0	RT	TRAIL BRIDGE REHAB	RT	150,000	75,000	0	0	0	75,000
1981	REC TRAIL	D111-10-3C	DNR PARKS AND TRAILS	RESURFACE & WIDEN A TOTAL OF 13.5 MILES OF EXISTING ROOT RIVER STATE TRAIL FROM THE EASTERN LIMITS OF THE CITY OF LANESBORO TO THE CITY OF PETERSON	13.5	RT	EXPAND TRAIL	RT	950,000	150,000	0	0	0	800,000
1982	REC TRAIL	D112-10-1D	DNR PARKS AND TRAILS	REPAIR &/OR REPLACE EXISTING BITUMINOUS TRAIL SURFACE ON THE PAUL BUNYAN STATE TRAIL BETWEEN BRAINERD & NISSWA	0.0	RT	TRAIL REPAIR OR REPLACEMENT	RT	200,000	93,314	0	0	0	106,686

Seq #	Route System	Project Number	Agency	Description	Miles	Program	Type of Work	Proposed Funds	Total	FHWA	AC	FTA	TH	Other
1983	REC TRAIL	D114-10-3B	DNR PARKS AND TRAILS	PURCHASE A HOT POT TO ACCOMPLISH CRACK SEALING OF THE GATEWAY STATE TRAIL & OTHER STATE TRAILS IN THE REGION	0.0	RT	PURCHASE EQUIPMENT	RT	37,000	18,500	0	0	0	18,500
1984	REC TRAIL	D116-10-3B	DNR PARKS AND TRAILS	PURCHASE A DOUBLE TRACK SETTER FOR PULLING BEHIND A GROOMER FOR SETTING CROSS COUNTRY SKI TRACK ON THE GATEWAY STATE TRAIL	0.0	RT	PURCHASE EQUIPMENT	RT	7,000	3,500	0	0	0	3,500
1985	REC TRAIL	D117-10-2D	DNR PARKS AND TRAILS	RESURFACE & WIDEN A TOTAL OF 10 MILES OF EXISTING MUNGER STATE TRAIL BETWEEN THE CITY OF HINCKLEY & THE CITY OF FINALLYSON	10.0	RT	EXPAND TRAIL	RT	500,000	150,000	0	0	0	350,000
1986	REC TRAIL	D118-10-2D	DNR PARKS AND TRAILS	REPLACE THE EXISTING TIMBER DECK/TRAIL SURFACE & THE EXISTING SAFETY RAILIING	0.0	RT	REPLACE TRAIL TIMBER	RT	200,000	100,000	0	0	0	100,000
1987	BB	880C-TRS-11	MNDOT	TRANSIT VEHICLES	0.0	TR	PURCHASE BUS	STP	1,250,000	1,000,000	0	0	0	250,000
1988	LOCAL 999	088-030-030	MNDOT	FRACTURE CRITICAL BRIDGE INSPECTIONS ON LOCAL NON-FEDERAL ROUTES (SOFT MATCH)	0.0	BI	MISCELLANEOUS	BR	200,000	200,000	0	0	0	0
1989	LOCAL 999	088-030-045	MNDOT	FRACTURE CRITICAL BRIDGE INSPECTIONS ON LOCAL FEDERAL ROUTES	0.0	BI	MISCELLANEOUS	BR	50,000	50,000	0	0	0	0
1990	TH 999	7208-33	MNDOT	UPGRADE PEDESTRIAN CURB RAMPS IN NEW AUBURN & DARFAR	0.0	SC	CURB RAMPS	STP	74,870	59,920	0	0	14,950	0
1991	TH 999	8816-1131	MNDOT	GRADE CROSSING SAFETY DATABASE - MODIFY, ENHANCE & MAINTAIN	0.0	SR	RR X-ING IMPROVEMENTS	RRS	112,500	101,250	0	0	0	11,250
1992	TH 999	8816-1146	MNDOT	RED DYED FUEL TAX EVASION ENFORCEMENT (YR 2 OF 2)	0.0	TM	PLANNING	STP	120,000	120,000	0	0	0	0
1993	TH 999	8816-1399	MNDOT	WORKFORCE DEVELOPMENT - SIX MONTH INTERNSHIPS WITH TRUCKING & HIGHWAY HEAVY CONTRACTORS	0.0	CA	WORKFORCE DEVELOPMENT	STP	384,000	384,000	0	0	0	0
1994	TH 999	8816-1400	MNDOT	WORKFORCE DEVELOPMENT - HEAVY EQUIPMENT OPERATOR TRAINING AT STAPLES/MOTLEYFOR MINORITIES & WOMEN	0.0	CA	WORKFORCE DEVELOPMENT	STP	250,000	250,000	0	0	0	0
1995	TH 999	8816-1401	MNDOT	WORKFORCE DEVELOPMENT - MINORITY & WOMEN OUTREACH - WEST METRO	0.0	CA	WORKFORCE DEVELOPMENT	STP	66,000	66,000	0	0	0	0
1996	TH 999	8816-1413	MNDOT	STUDY TO MEASURE & ANALYZE BUILT-IN CURL IN CONCRETE PAVEMENTS	0.0	CA	MISCELLANEOUS	FFM	125,000	100,000	0	0	0	25,000
1997	TH 999	8816-1416	MNDOT	COST ESTIMATING & COST MANAGEMENT CAPACITY BUILDING WORKSHOP	0.0	CA	MISCELLANEOUS	FFM	61,097	30,549	0	0	0	30,549

Seq #	Route System	Project Number	Agency	Description	Miles	Program	Type of Work	Proposed Funds	Total	FHWA	AC	FTA	TH	Other
1998	TH 999	8816-1429	MNDOT	PARTICIPANT TRAVEL EXPENSES FOR THE COST ESTIMATING & COST MANAGEMENT CAPACITY BUILDING WORKSHOP	0.0	CA	MISCELLANEOUS	FFM	28,500	28,500	0	0	0	0
1999	TH 999	880C-ADA-11	MNDOT	AMERICAN DISABILITY ACT IMPROVEMENTS TO TRUNK HIGHWAY PROJECTS	0.0	SC	ADA IMPROVEMENTS	STP	437,600	350,080	0	0	87,520	0
2000	TH 999	880C-BIKE-11	MNDOT	STATEWIDE BIKE COORDINATOR (\$80,000 FOR 2011/2012)	0.0	PL	PLANNING	STP	40,000	40,000	0	0	0	0
2001	TH 999	880C-DBE-11	MNDOT	DBE/OJT PROJECTS - 100% FEDERAL	0.0	PL	MISCELLANEOUS	STP	1,200,000	1,200,000	0	0	0	0
2002	TH 999	880C-DI-11	MNDOT	DESTINATION INNOVATION PROGRAM	0.0	NA	INNOVATIVE SOLUTIONS	SF	5,421,218	0	0	0	5,421,218	0
2003	TH 999	880C-HSP-11	MNDOT	STRATEGIC HIGHWAY SAFETY PLAN - LOW COST SAFETY IMPROVEMENTS	0.0	SH	MEDIAN BARRIER	HSIP	5,801,900	801,900	0	0	0	5,000,000
2004	TH 999	880C-ITS-11		ITS DISTRICT REQUESTS	0.0	TM	MISCELLANEOUS	STP	620,000	500,000	0	0	0	120,000
2005	TH 999	880C-ITS-11A		VII/MBUF (YEAR 2 OF 4)	0.0	TM	MISCELLANEOUS	FFM	1,293,000	345,000	0	0	0	948,000
2006	TH 999	880C-LTA-11	MNDOT	LOCAL TECHNICAL ASSISTANCE PROGRAM - 2011	0.0	PL	PLANNING	FFM	515,000	140,000	0	0	0	375,000
2007	TH 999	880C-PED-11	MNDOT	STATEWIDE PEDESTRIAN COORDINATOR (\$80,000 FOR 2011/2012)	0.0	PL	PLANNING	STP	40,000	40,000	0	0	0	0
2008	TH 999	880C-PI-11		PROGRAM INCIDENTALS	0.0	NA	MISCELLANEOUS	SF	200,000	0	0	0	200,000	0
2009	TH 999	880C-RIDE-10	MNDOT	MINNESOTA RIDESHARE (\$296,000 FOR 2010/11)	0.0	PL	PLANNING	STP	148,000	148,000	0	0	0	0
2010	TH 999	880C-RR-11		RAIL CROSSING SIGN PROGRAM	0.0	SR	RAILROAD SURF/SIGNALS	RRS	134,445	121,000	0	0	0	13,445
2011	TH 999	880C-RW-11	MNDOT	RIGHT OF WAY INCIDENTALS - 2011	0.0	RW	RIGHT OF WAY	SF	500,000	0	0	0	500,000	0
2012	TH 999	880C-SDS-11	MNDOT	SEEDS/PHOENIX INTERNSHIPS (100% FEDERAL)	0.0	PL	MISCELLANEOUS	STP	400,000	400,000	0	0	0	0
2013	TH 999	880C-SFM-11	MNDOT	STATE FURNISHED MATERIALS/ INCIDENTALS	0.0	NA	MISCELLANEOUS	SF	2,000,000	0	0	0	2,000,000	0
2014	TH 999	880C-SRS-10	MNDOT	SAFE ROUTES TO SCHOOL COORDINATOR (\$224,000 FOR 2010-11)	0.0	PL	PLANNING	SRS	112,000	112,000	0	0	0	0
2015	TH 999	880C-WB-11	MNDOT	WETLAND BANKING AGREEMENTS	0.0	RW	WETLAND MITIGATION	SF	250,000	0	0	0	250,000	0

ATP: C
 Fiscal Year: 2011

STIP for FY 2011-2014

Seq #	Route System	Project Number	Agency	Description	Miles	Program	Type of Work	Proposed Funds	Total	FHWA	AC	FTA	TH	Other
2016	TH 999	880C-WS-11	MNDOT	TRUCK WEIGH STATION & SCALE REHABILITATION	0.0	RB	BUILDING REHAB	STP	2,000,000	1,600,000	0	0	400,000	0
									\$32,370,942	\$10,929,967	\$0	\$0	\$8,873,688	\$12,567,288

Seq #	Route System	Project Number	Agency	Description	Miles	Program	Type of Work	Proposed Funds	Total	FHWA	AC	FTA	TH	Other
2017	REC TRAIL	880C-RT-12	DNR PARKS AND TRAILS	STATEWIDE DNR PARKS & TRAILS	0.0	RT	PARKS & TRAILS	RT	2,750,000	2,750,000	0	0	0	0
2018	BB	880C-TRS-12	MNDOT	TRANSIT VEHICLES	0.0	TR	PURCHASE BUS	STP	1,250,000	1,000,000	0	0	0	250,000
2019	LOCAL 999	088-030-042	MNDOT	FRACTURE CRITICAL BRIDGE INSPECTIONS ON LOCAL NON-FEDERAL ROUTES (SOFT MATCH)	0.0	BI	MISCELLANEOUS	BR	200,000	200,000	0	0	0	0
2020	LOCAL 999	088-030-043	MNDOT	FRACTURE CRITICAL BRIDGE INSPECTIONS ON LOCAL FEDERAL ROUTES	0.0	BI	MISCELLANEOUS	BR	50,000	50,000	0	0	0	0
2021	LOCAL 999	088-LBU-12		LOCAL BRIDGE UNDERWATER INSPECTION	0.0	BI	MISCELLANEOUS	BR	500,000	500,000	0	0	0	0
2022	TH 24	4711-20C	MNDOT	**ELLA** - REHAB & RELOCATE BRIDGE 5388 TO LAKE LOUIS STATE PARK IN MOWER COUNTY	0.0	EN	BRIDGE REHABILITATION	TEA	2,550,000	2,040,000	0	0	160,000	350,000
2023	TH 999	8816-1132	MNDOT	GRADE CROSSING SAFETY DATABASE - MODIFY, ENHANCE & MAINTAIN	0.0	SR	RR X-ING IMPROVEMENTS	RRS	112,500	101,250	0	0	0	11,250
2024	TH 999	8816-1147	MNDOT	RED DYED FUEL TAX EVASION ENFORCEMENT (YR 1 OF 2)	0.0	TM	PLANNING	STP	120,000	120,000	0	0	0	0
2025	TH 999	880C-ADA-12	MNDOT	AMERICAN DISABILITY ACT IMPROVEMENTS TO TRUNK HIGHWAY PROJECTS	0.0	SC	ADA IMPROVEMENTS	STP	2,296,730	1,837,360	0	0	459,370	0
2026	TH 999	880C-BIKE-11	MNDOT	STATEWIDE BIKE COORDINATOR(\$80,000 FOR 2011/2012)	0.0	PL	PLANNING	STP	40,000	40,000	0	0	0	0
2027	TH 999	880C-DBE-12	MNDOT	DBE/OJT PROJECTS (100% FEDERAL)	0.0	PL	MISCELLANEOUS	STP	1,200,000	1,200,000	0	0	0	0
2028	TH 999	880C-FHWA-12	MNDOT	ADDITIONAL EARMARKS & COORDINATED BORDER INFRASTRUCTURE	0.0	PL	MISCELLANEOUS	FFM	15,000,000	15,000,000	0	0	0	0
2029	TH 999	880C-HSP-12	MNDOT	STRATEGIC HIGHWAY SAFETY PLAN - LOW COST SAFETY IMPROVEMENTS	0.0	SH	MEDIAN BARRIER	HSIP	550,000	495,000	0	0	55,000	0
2030	TH 999	880C-ITS-12		ITS DISTRICT REQUESTS	0.0	TM	MISCELLANEOUS	STP	620,000	500,000	0	0	0	120,000
2031	TH 999	880C-ITS-12A		VII/MBUF (YEAR 3 OF 4)	0.0	TM	MISCELLANEOUS	FFM	813,000	405,000	0	0	0	408,000
2032	TH 999	880C-LTA-12	MNDOT	LOCAL TECHNICAL ASSISTANCE PROGRAM - 2012	0.0	PL	PLANNING	FFM	515,000	140,000	0	0	0	375,000
2033	TH 999	880C-PED-11	MNDOT	STATEWIDE PEDESTRIAN COORDINATOR (\$80,000 FOR 2011/2012)	0.0	PL	PLANNING	STP	40,000	40,000	0	0	0	0
2034	TH 999	880C-PI-12		PROGRAM INCIDENTALS	0.0	NA	MISCELLANEOUS	SF	200,000	0	0	0	200,000	0
2035	TH 999	880C-RIDE-12	MNDOT	MINNESOTA RIDESHARE (\$296,000 FOR 2012/13)	0.0	PL	PLANNING	STP	148,000	148,000	0	0	0	0

ATP: C
 Fiscal Year: 2012

STIP for FY 2011-2014

Seq #	Route System	Project Number	Agency	Description	Miles	Program	Type of Work	Proposed Funds	Total	FHWA	AC	FTA	TH	Other
2036	TH 999	880C-RW-12	MNDOT	RIGHT OF WAY INCIDENTALS - 2012	0.0	RW	RIGHT OF WAY	SF	500,000	0	0	0	500,000	0
2037	TH 999	880C-SDS-12	MNDOT	SEEDS/PHOENIX INTERNSHIPS - 100% FEDERAL	0.0	NA	MISCELLANEOUS	STP	400,000	400,000	0	0	0	0
2038	TH 999	880C-SFM-12	MNDOT	STATE FURNISHED MATERIALS/ INCIDENTALS	0.0	NA	MISCELLANEOUS	SF	2,000,000	0	0	0	2,000,000	0
2039	TH 999	880C-SRS-12	MNDOT	SAFE ROUTES TO SCHOOL COORDINATOR (\$224,000 FOR 2012-13)	0.0	PL	PLANNING	SRS	112,000	112,000	0	0	0	0
2040	TH 999	880C-TZD-12	MNDOT	TOWARDS ZERO DEATH BEHAVIORIAL STRATEGIES EDUCATION, ENFORCEMNT, EVALUATION, PROGRAM SUPPORT)	0.0	SH	TZD BEHAVIOR STRATEGIES	HSIP	1,150,000	1,035,000	0	0	0	115,000
2041	TH 999	880C-WB-12	MNDOT	WETLAND BANKING AGREEMENTS	0.0	RW	WETLAND MITIGATION	SF	250,000	0	0	0	250,000	0
2042	TH 999	880C-WS-12	MNDOT	TRUCK WEIGH STATION & SCALE REHABILITATION	0.0	RB	BUILDING REHAB	STP	2,000,000	1,600,000	0	0	400,000	0
									\$35,367,230	\$29,713,610	\$0	\$0	\$4,024,370	\$1,629,250

Seq #	Route System	Project Number	Agency	Description	Miles	Program	Type of Work	Proposed Funds	Total	FHWA	AC	FTA	TH	Other
2043	REC TRAIL	880C-RT-13	DNR PARKS AND TRAILS	STATEWIDE DNR PARKS & TRAILS	0.0	RT	PARKS & TRAILS	RT	2,750,000	2,750,000	0	0	0	0
2044	LOCAL 999	088-030-049	MNDOT	FRACTURE CRITICAL BRIDGE INSPECTIONS ON LOCAL NON-FEDERAL ROUTES (SOFT MATCH)	0.0	BI	MISCELLANEOUS	BR	200,000	200,000	0	0	0	0
2045	LOCAL 999	088-030-050	MNDOT	FRACTURE CRITICAL BRIDGE INSPECTIONS ON LOCAL FEDERAL ROUTES	0.0	BI	MISCELLANEOUS	BR	50,000	50,000	0	0	0	0
2046	TH 999	8816-1132	MNDOT	GRADE CROSSING SAFETY DATABASE - MODIFY, ENHANCE & MAINTAIN	0.0	SR	RR X-ING IMPROVEMENTS	RRS	112,500	101,250	0	0	0	11,250
2047	TH 999	8816-1147	MNDOT	RED DYED FUEL TAX EVASION ENFORCEMENT (YR 2 OF 2)	0.0	TM	PLANNING	STP	120,000	120,000	0	0	0	0
2048	TH 999	880C-ADA-13	MNDOT	AMERICAN DISABILITY ACT IMPROVEMENTS TO TRUNK HIGHWAY PROJECTS	0.0	SC	MISCELLANEOUS	STP	2,500,000	2,000,000	0	0	500,000	0
2049	TH 999	880C-BIKE-13	MNDOT	STATEWIDE BIKE COORDINATOR(\$80,000 FOR 2013/2014)	0.0	PL	PLANNING	STP	40,000	40,000	0	0	0	0
2050	TH 999	880C-DBE-13	MNDOT	DBE/OJT PROJECTS (100% FEDERAL)	0.0	PL	MISCELLANEOUS	STP	1,700,000	1,700,000	0	0	0	0
2051	TH 999	880C-FHWA-13	MNDOT	ADDITIONAL EARMARKS & COORDINATED BORDER INFRASTRUCTURE	0.0	NA	MISCELLANEOUS	FFM	15,000,000	15,000,000	0	0	0	0
2052	TH 999	880C-HSP-13	MNDOT	STRATEGIC HIGHWAY SAFETY PLAN - LOW COST SAFETY IMPROVEMENTS	0.0	SH	MEDIAN BARRIER	HSIP	550,000	495,000	0	0	55,000	0
2053	TH 999	880C-ITS-13		ITS DISTRICT REQUESTS	0.0	TM	MISCELLANEOUS	STP	1,875,000	1,500,000	0	0	0	375,000
2054	TH 999	880C-ITS-13A		VII/MBUF (YEAR 3 OF 4)	0.0	TM	MISCELLANEOUS	FFM	352,000	176,000	0	0	0	176,000
2055	TH 999	880C-LTA-13	MNDOT	LOCAL TECHNICAL ASSISTANCE PROGRAM - 2013	0.0	PL	PLANNING	FFM	515,000	140,000	0	0	0	375,000
2056	TH 999	880C-PED-13	MNDOT	STATEWIDE PEDESTRIAN COORDINATOR(\$80,000 FOR 2013/2014)	0.0	PL	PLANNING	STP	40,000	40,000	0	0	0	0
2057	TH 999	880C-PI-13		PROGRAM INCIDENTALS	0.0	NA	PROGRAM INCIDENTALS	SF	200,000	0	0	0	200,000	0
2058	TH 999	880C-RIDE-12	MNDOT	MINNESOTA RIDESHARE (\$296,000 FOR 2012/13)	0.0	PL	PLANNING	STP	148,000	148,000	0	0	0	0
2059	TH 999	880C-RW-13	MNDOT	RIGHT OF WAY INCIDENTALS - 2011	0.0	RW	RIGHT OF WAY	SF	500,000	0	0	0	500,000	0
2060	TH 999	880C-SDS-13	MNDOT	SEEDS/PHOENIX INTERNSHIPS - 100% FEDERAL	0.0	NA	MISCELLANEOUS	STP	400,000	400,000	0	0	0	0
2061	TH 999	880C-SFM-13	MNDOT	STATE FURNISHED MATERIALS/ INCIDENTALS	0.0	NA	MISCELLANEOUS	SF	2,000,000	0	0	0	2,000,000	0

ATP: C
 Fiscal Year: 2013

STIP for FY 2011-2014

Seq #	Route System	Project Number	Agency	Description	Miles	Program	Type of Work	Proposed Funds	Total	FHWA	AC	FTA	TH	Other
2062	TH 999	880C-SRS-12	MNDOT	SAFE ROUTES TO SCHOOL COORDINATOR (\$224,000 FOR 2012-13)	0.0	PL	PLANNING	SRS	112,000	112,000	0	0	0	0
2063	TH 999	880C-TZD-13	MNDOT	TOWARDS ZERO DEATH BEHAVIORAL STRATEGIES EDUCATION, ENFORCEMNT, EVALUATION, PROGRAM SUPPORT)	0.0	SH	TZD BEHAVIOR STRATEGIES	HSIP	1,180,000	1,062,000	0	0	0	118,000
2064	TH 999	880C-WB-13	MNDOT	WETLAND BANKING AGREEMENTS	0.0	RW	WETLAND MITIGATION	SF	250,000	0	0	0	250,000	0
2065	TH 999	880C-WS-13	MNDOT	TRUCK WEIGH STATION & SCALE REHABILITATION	0.0	RB	BUILDING REHAB	STP	2,000,000	1,600,000	0	0	400,000	0
									\$32,594,500	\$27,634,250	\$0	\$0	\$3,905,000	\$1,055,250

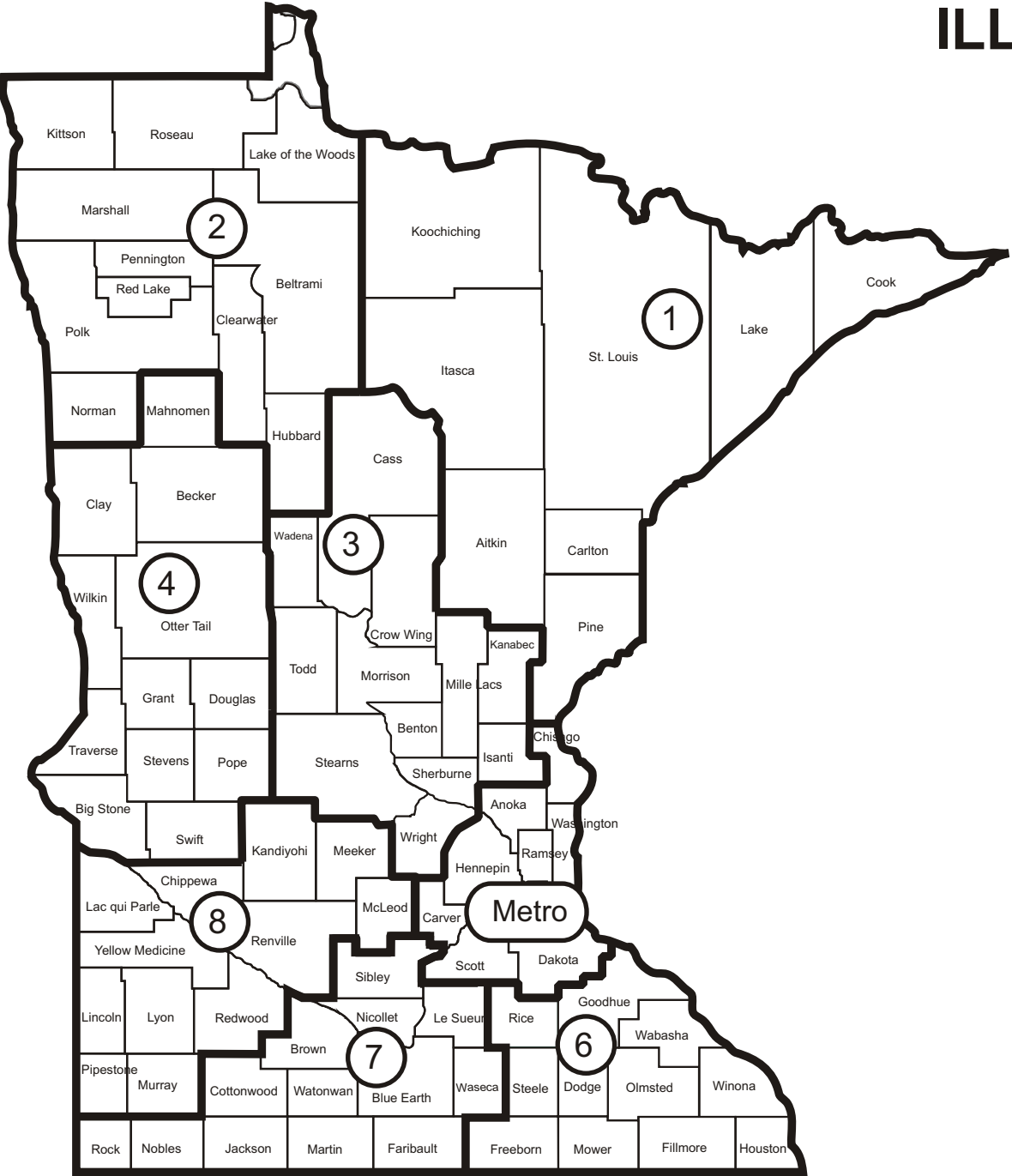
Seq #	Route System	Project Number	Agency	Description	Miles	Program	Type of Work	Proposed Funds	Total	FHWA	AC	FTA	TH	Other
2066	REC TRAIL	880C-RT-14	DNR PARKS AND TRAILS	STATEWIDE DNR PARKS & TRAILS	0.0	RT	PARKS & TRAILS	RT	2,750,000	2,750,000	0	0	0	0
2067	LOCAL 999	088-030-054	MNDOT	FRACTURE CRITICAL BRIDGE INSPECTIONS ON LOCAL NON-FEDERAL ROUTES (SOFT MATCH)	0.0	BI	MISCELLANEOUS	BR	200,000	200,000	0	0	0	0
2068	LOCAL 999	088-030-055	MNDOT	FRACTURE CRITICAL BRIDGE INSPECTIONS ON LOCAL FEDERAL ROUTES	0.0	BI	MISCELLANEOUS	BR	90,000	50,000	0	0	0	40,000
2069	TH 999	8816-1402	MNDOT	RED DYED FUEL TAX EVASION ENFORCEMENT (YR 1 OF 2)	0.0	TM	PLANNING	STP	120,000	120,000	0	0	0	0
2070	TH 999	8816-1403	MNDOT	GRADE CROSSING SAFETY DATABASE - MODIFY, ENHANCE & MAINTAIN	0.0	SR	RR X-ING IMPROVEMENTS	RRS	112,500	101,250	0	0	0	11,250
2071	TH 999	880C-ADA-14	MNDOT	AMERICAN DISABILITY ACT IMPROVEMENTS TO TRUNK HIGHWAY PROJECTS	0.0	SC	ADA IMPROVEMENTS	STP	2,500,000	2,000,000	0	0	500,000	0
2072	TH 999	880C-BIKE-13	MNDOT	STATEWIDE BIKE COORDINATOR(\$80,000 FOR 2013/2014)	0.0	PL	PLANNING	STP	40,000	40,000	0	0	0	0
2073	TH 999	880C-DBE-14	MNDOT	DBE/OJT PROJECTS (100% FEDERAL)	0.0	PL	MISCELLANEOUS	STP	1,400,000	1,400,000	0	0	0	0
2074	TH 999	880C-DI-14	MNDOT	DESTINATION INNOVATION PROGRAM	0.0	NA	INNOVATIVE SOLUTIONS	SF	15,000,000	0	0	0	15,000,000	0
2075	TH 999	880C-ITS-14		ITS DISTRICT REQUESTS	0.0	TM	MISCELLANEOUS	STP	1,875,000	1,500,000	0	0	0	375,000
2076	TH 999	880C-LTA-14	MNDOT	LOCAL TECHNICAL ASSISTANCE PROGRAM - 2014	0.0	PL	PLANNING	FFM	515,000	140,000	0	0	0	375,000
2077	TH 999	880C-PED-13	MNDOT	STATEWIDE PEDESTRIAN COORDINATOR (\$80,000 FOR 2013/2014)	0.0	PL	PLANNING	STP	40,000	40,000	0	0	0	0
2078	TH 999	880C-PI-14		PROGRAM INCIDENTALS	0.0	NA	MISCELLANEOUS	SF	200,000	0	0	0	200,000	0
2079	TH 999	880C-RIDE-14	MNDOT	MINNESOTA RIDESHARE (\$296,000 FOR 2014/15)	0.0	PL	PLANNING	STP	148,000	148,000	0	0	0	0
2080	TH 999	880C-RW-14	MNDOT	RIGHT OF WAY INCIDENTALS - 2014	0.0	RW	RIGHT OF WAY	SF	200,000	0	0	0	200,000	0
2081	TH 999	880C-SDS-14	MNDOT	SEEDS/PHOENIX INTERNSHIPS	0.0	NA	MISCELLANEOUS	STP	400,000	400,000	0	0	0	0
2082	TH 999	880C-SFM-14	MNDOT	STATE FURNISHED MATERIALS/ INCIDENTALS	0.0	NA	MISCELLANEOUS	SF	2,000,000	0	0	0	2,000,000	0
2083	TH 999	880C-SRS-14	MNDOT	SAFE ROUTES TO SCHOOL COORDINATOR (\$224,000 FOR 2014-15)	0.0	PL	PLANNING	SRTS	112,000	112,000	0	0	0	0
2084	TH 999	880C-WB-14	MNDOT	WETLAND BANKING AGREEMENTS	0.0	RW	WETLAND MITIGATION	SF	250,000	0	0	0	250,000	0

ATP: C
 Fiscal Year: 2014

STIP for FY 2011-2014

Seq #	Route System	Project Number	Agency	Description	Miles	Program	Type of Work	Proposed Funds	Total	FHWA	AC	FTA	TH	Other
2085	TH 999	880C-WS-14	MNDOT	TRUCK WEIGH STATION & SCALE REHABILITATION	0.0	RB	BUILDING REHAB	STP	2,000,000	1,600,000	0	0	400,000	0
									\$29,952,500	\$10,601,250	\$0	\$0	\$18,550,000	\$801,250

ILLUSTRATIVE PROJECTS



Illustrative Projects
Fiscal Years 2011-2014

STIP for FY 2011-2014

ATP: 1
Fiscal Year: 2014

Seq #	Route System	Year	Project Number	Agency	Description	Miles	Program	Type of Work	Proposed Funds	Total	FHWA	AC	FTA	TH	Other
	CSAH 21	2014	001-621-001	AITKIN COUNTY	**MN140** FROM JCT AITKIN CSAH 21 TO JCT TH 169, GRADING AND BASE	6.9	RC	GRADE AND SURFACE	HPP	1995000	0	0	0	0	1995000
	CSAH 8	2014	016-608-012	COOK COUNTY	4.42 MI NW OF JCT CSAH 12 TO 5.84 MI NW OF JCT CSAH 12, RECONSTRUCTION	1.4	RC	GRADE AND SURFACE	STP	1800000	0	0	0	0	1800000
	MSAS	2014	118-080-036	DULUTH	DULUTH HEIGHTS CONNECTOR (JOSHUA AVE) FROM MAPLE GROVE TO ARROWHEAD ROAD, NEW ROADWAY	1.0	MC	GRADE AND SURFACE	STP	7200000	0	0	0	0	7200000
	CSAH 18	2014	038-618-021	LAKE COUNTY	CSAH 18 FROM TH 169 TO LAKE ONE, MILL AND OVERLAY	15.5	RD	PAVEMENT RESURFACE AND REHABILITATION	STP	1270000	0	0	0	0	1270000
	CSAH 2	2014	038-602-026	LAKE COUNTY	CSAH 2 FROM 0.2 MI N OF LAKE CO CSAH 15 TO 2.7 MI NORTH, RECONSTRUCTION	2.5	RC	GRADE AND SURFACE	STP	2500000	0	0	0	0	2500000
	CSAH 37	2014	069-637-019	ST LOUIS COUNTY	JCT ST. LOUIS CSAH 43 (ZIMMERMAN) TO JCT CSAH 44 (NORMANNA), BITUMINOUS PAVEMENT RECLAMATION	3.5	RD	PAVEMENT RESURFACE AND REHABILITATION	STP	1600000	0	0	0	0	1600000
	CSAH 21	2014	069-621-031	ST LOUIS COUNTY	JCT TH 135 TO ST. LOUIS WAASA TWP RD 6411, BITUMINOUS PAVEMENT RECLAMATION	8.5	RD	PAVEMENT RESURFACE AND REHABILITATION	STP	3037500	0	0	0	0	3037500
	CSAH 13	2014	069-613-032	ST LOUIS COUNTY	JCT TH 2 TO JCT TH 194, BITUMINOUS MILL & OVERLAY	4.3	RS	PAVEMENT RESURFACE AND REHABILITATION	STP	3250000	0	0	0	0	3250000
	CSAH 16	2014	069-616-049	ST LOUIS COUNTY	JCT ST LOUIS CSAH 4 TO JCT ST LOUIS CR 618, BITUMINOUS PAVEMENT RECLAMATION	7.1	RD	PAVEMENT RESURFACE AND REHABILITATION	STP	3300000	0	0	0	0	3300000
	CSAH 43	2014	069-643-014	ST LOUIS COUNTY	FROM JCT ST LOUIS CSAH 48 TO JCT ST LOUIS CSAH 4, RECONSTRUCTION	4.0	RC	GRADE AND SURFACE	STP	6000000	0	0	0	0	6000000
										\$31,952,500	\$0	\$0	\$0	\$0	\$31,952,500

Illustrative Projects
Fiscal Years 2011-2014

STIP for FY 2011-2014

ATP: 3
Fiscal Year: 2011

Seq #	Route System	Year	Project Number	Agency	Description	Miles	Program	Type of Work	Proposed Funds	Total	FHWA	AC	FTA	TH	Other
	BB	2011	9901-07	METRO BUS	NORTHSTAR COMMUTER RAIL (PHASE II): BIG LAKE TO ST. CLOUD	26.0	B3	TRANSIT	FTA	35000000	0	0	28000000	0	7000000
									\$35,000,000		\$0	\$0	\$28,000,000	\$0	\$7,000,000

Appendix A

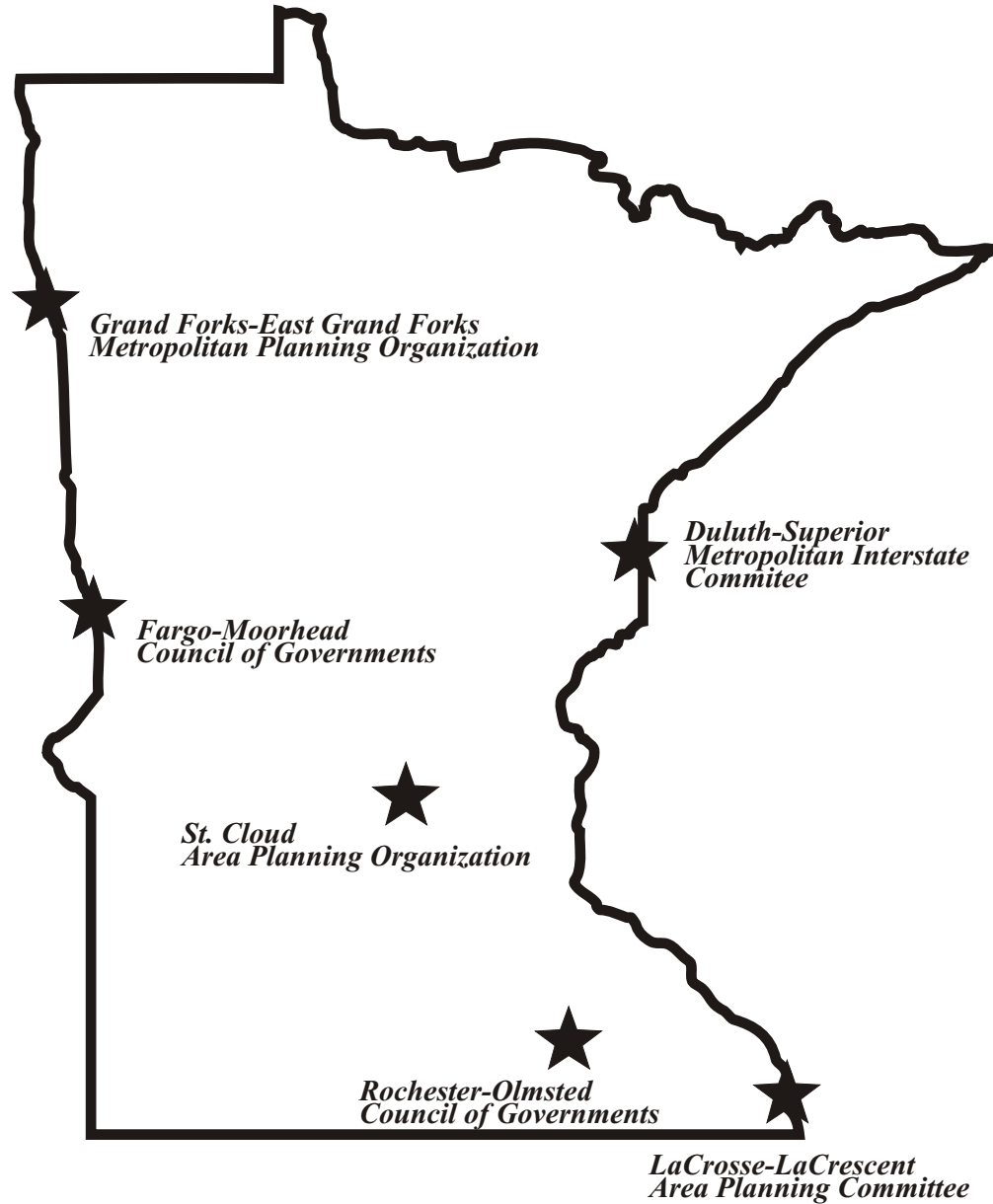
Select Highway and Transit Programs

- ✓ Greater Minnesota MPO Programs
- ✓ Transportation Enhancement Activities (TEA)
- ✓ Highway Safety Improvement Program (HSIP)
- ✓ Transit Programs
- ✓ Indian Reservation Roads and Bridge Program (IRR)
- ✓ Recreational Trail Program
- ✓ Mn/DOT State Road Construction Program

Greater Minnesota MPO Programs

- ✓ Duluth-Superior Metropolitan Interstate Committee
- ✓ Grand Forks-East Grand Forks MPO
- ✓ St. Cloud Area Planning Organization
- ✓ Fargo-Moorhead Council of Governments
- ✓ LaCrosse-LaCrescent Area Planning Committee
- ✓ Rochester-Olmsted Council of Governments

GREATER MINNESOTA METROPOLITAN PLANNING ORGANIZATIONS



GREATER MINNESOTA MPO PROGRAMS

In accordance with the joint FHWA/FTA Metropolitan Planning Rules, 23 CFR Section 450.324, each of the Metropolitan Planning Organizations in Greater Minnesota has developed and approved a four-year fiscally constrained Transportation Improvement Program (TIP). Each TIP provides a prioritized list of projects for which federal (FHWA and FTA), state (Mn/DOT) and in some cases, local funds are anticipated to be used. The federally funded projects have been selected through the Area Transportation Partnership (ATP) process and are included in the appropriate Area Transportation Improvement Program (ATIP).

Also included in the MPO TIP is a financial plan which discusses the program's fiscal constraint as well as the MPO's certification that the MPO planning process is being carried out in compliance with all applicable federal requirements. In the case of Duluth-Superior and St. Cloud, which are "air quality maintenance areas" for carbon monoxide, a conformity determination analysis is also included.

After adoption by the MPO, approval from Mn/DOT as the Governor's designee, and the completion of a joint planning finding and Air Quality Conformity Determination by FHWA and FTA (where needed), the MPO TIP is incorporated by reference, without modification, into the STIP. Additionally, the federal and Mn/DOT funded projects within the MPO area are listed in the STIP.

The following table summarizes the federal funding for each MPO.

Figure A-1 GREATER MINNESOTA MPO FUNDING BY SOURCE AND YEAR (\$ THOUSANDS)					
SOURCE	2011	2012	2013	2014	TOTAL*
FTA					
Duluth-Superior	1,298	1,298	1,298	1,298	5,192
Grand Forks-East Grand Forks	103	73	107	109	392
St. Cloud	6,789	3,223	8,563	3,979	22,554
Fargo-Moorhead	1,712	2,557	2,761	2,690	9,719
Rochester-Olmsted	14,161	3,333	2,669	7,965	28,129
LaCrosse-LaCrescent	90	92	94	94	370
SUBTOTAL*	24,152	10,576	15,492	16,135	66,356
FHWA**					
Duluth-Superior	20,623	13,809	3,836	24,976	63,244
Grand Forks-East Grand Forks	3,056	774	4,124	738	8,692
St. Cloud	6,731	25,932	11,601	5,383	49,646
Fargo-Moorhead	1,942	13,570	1,510	1,290	18,312
Rochester-Olmsted	24,184	5,604	11,370	4,177	45,335
LaCrosse-LaCrescent	644	0	55,625	0	56,269
SUBTOTAL*	57,180	59,689	88,066	36,563	241,498
TOTAL*	81,332	70,265	103,558	52,698	307,853

*may not total correctly due to rounding

**includes transit capital

Seq #	Route System	Project Number	Agency	Description	Miles	Program	Type of Work	Proposed Funds	Total	FHWA	AC	FTA	TH	Other
2	BB	TRF-0016-11A	DULUTH TRANSIT AUTHORITY	SECT 5307: DULUTH DIAL-A-RIDE TRANSIT OPERATING ASSISTANCE	0.0	B9	OPERATE BUS	LF	556,200	0	0	0	0	556,200
3	BB	TRF-0016-11B	DULUTH TRANSIT AUTHORITY	SECT 5307: DULUTH TRANSIT OPERATING ASSISTANCE REGULAR ROUTE & PREVENTATIVE MAINTENANCE	0.0	B9	OPERATE BUS	FTA	9,929,200	0	0	738,000	0	9,191,200
4	BB	TRF-0016-11C	DULUTH TRANSIT AUTHORITY	SECT. 5307: DULUTH TRANSIT CAPITAL	0.0	B9	BUS GRANT CAPITAL IMPROVEMENT	FTA	699,856	0	0	559,885	0	139,971
6	BB	TRS-0016-11	DULUTH TRANSIT AUTHORITY	DTA-PURCHASE 3 BUSES (CLASS 400)	0.0	TR	PURCHASE BUS	STP	210,000	168,000	0	0	0	42,000
8	RR	69-00185	MNDOT	ST LOUIS 223, MUNGER SHAW RD, ST LOUIS CO, INSTALL GATES	0.0	SR	RAILROAD SIGNALS	RRS	225,000	202,500	0	0	0	22,500
28	EN	069-595-006	ST LOUIS COUNTY	IMPROVEMENTS TO DULUTH TRAIN DEPOT, HISTORIC PRESERVATION	0.0	EN	HISTORIC PRESERVATION	TEA	600,000	400,000	0	0	0	200,000
29	CITY	069-597-005	ST LOUIS COUNTY	**MN160** NEW CONNECTION, ST LOUIS CO CSAH 11 (UGSTAD RD) TO CSAH 14 (BOUNDARY AVE), GRADE, SURFACE, BRIDGE	1.1	MC	NEW BRIDGE	HPP STP	5,364,745	4,291,796	0	0	0	1,072,949
32	CSAH 6	069-606-018	ST LOUIS COUNTY	INTERSECTION OF ST LOUIS CSAH 6 (MAPLE GROVE) & CSAH 103 (STEBNER) , TRAFFIC SIGNAL INSTALLATION & GEOMETRIC IMPROVEMENTS	0.0	SC	TRAFFIC SIGNAL INST.	STP	300,000	240,000	0	0	0	60,000
34	LOCAL 999	091-070-020	DULUTH AIR GUARD	**MN134** CONSTRUCTION OF PRIMARY & SECONDARY ACCESS ROADWAYS TO DULUTH AIR NATIONAL GUARD BASE	0.0	MC	GRADE AND SURFACE	HPP	2,595,969	2,076,775	0	0	0	519,194
38	PED/BIKE	118-090-018	DULUTH	**MN146** MUNGER TRAIL EXTENSION, DULUTH, PULASKI TO WASECA INDUSTRIAL BLVD., PED/BIKE FACILITY	2.6	BT	PED./BIKE IMPROVEMENT	HPP	2,312,189	1,849,751	0	0	0	462,438
39	MSAS 198	118-198-003	DULUTH	ANDERSON RD BETWEEN CHAMBERSBURG AVE & HAINES RD, RECONSTRUCTION	0.8	RC	GRADE AND SURFACE	STP	2,280,500	1,218,000	0	0	0	1,062,500
40	PED/BIKE	118-591-004	DULUTH	**SRTS IN** CITY OF DULUTH - CONGDON PARK ELEMENTARY SCHOOL INFRASTRUCTURE IMPROVEMENTS	0.0	BT	PED./BIKE IMPROVEMENT	SRTS	137,600	137,600	0	0	0	0
41	PED/BIKE	118-591-006	DULUTH	**SRTS IN** CITY OF DULUTH - LESTER PARK ELEMENTARY SAFE ROUTES TO SCHOOL INFRASTRUCTURE IMPROVEMENTS	0.0	BT	PED./BIKE IMPROVEMENT	SRTS	155,870	155,870	0	0	0	0
42	PED/BIKE	118-591-008	DULUTH	**SRTS IN** CITY OF DULUTH - HARRIET BEECHER STOWE ELEMENTARY SCHOOL - ADDRESS SAFETY ISSUES ALONG PRIMARY ROUTES TO ACCESS SCHOOL (2008 SOLICITATION)	0.0	BT	PED./BIKE IMPROVEMENT	SRTS	142,860	142,860	0	0	0	0

Seq #	Route System	Project Number	Agency	Description	Miles	Program	Type of Work	Proposed Funds	Total	FHWA	AC	FTA	TH	Other
47	CSAH 6	202-103-008	HERMANTOWN	INTERSECTION OF ST LOUIS CSAH 6 (MAPLE GROVE) & CSAH 103 (STEBNER) , TRAFFIC SIGNAL INSTALLATION & GEOMETRIC IMPROVEMENTS	0.0	SC	TRAFFIC SIGNAL INST.	STP	300,000	240,000	0	0	0	60,000
54	I 35	6982-290AC1	MNDOT	BOUNDARY AVETO 26TH AVE E, PAVEMENT REPL& REPAIRS, BR REPL BR #S 69831, 69832, 69880 & REPAIRS BR #S 69851, 69852, 69879 + SPOT REPAIRS AT 21ST AVE WEST INTERCHANGE, REMOVE BR #S 69835 & 69828 NEAR 27TH AVE W, SAFETY IMPROVEMENTS (AC PAYBACK 1 OF 3)	10.0	BR	BRIDGE REPLACEMENT	IM	8,150,000	8,150,000	0	0	0	0
55	I 35	6982-6546	MNDOT	JCT OF MIDWAY RD, DECK REPAIRS, BR #S 6546 , 69891, 69892, 69894	0.0	BI	REDECK	IM	1,500,000	1,350,000	0	0	150,000	0
56	I 35	6982-290	MNDOT	INCENTIVE SET ASIDE FOR SP 6982-290	0.0	CA	MISCELLANEOUS	SF	950,000	0	0	0	950,000	0
								\$36,409,989	\$20,623,152	\$0	\$1,297,885	\$1,100,000	\$13,388,952	

Seq #	Route System	Project Number	Agency	Description	Miles	Program	Type of Work	Proposed Funds	Total	FHWA	AC	FTA	TH	Other
75	BB	TRF-0016-12A	DULUTH TRANSIT AUTHORITY	SECT 5307: DULUTH DIAL-A-RIDE TRANSIT OPERATING ASSISTANCE	0.0	B9	OPERATE BUS	LF	572,886	0	0	0	0	572,886
76	BB	TRF-0016-12B	DULUTH TRANSIT AUTHORITY	SECT 5307: DULUTH TRANSIT OPERATING ASSISTANCE REGULAR ROUTE & PREVENTATIVE MAINTENANCE	0.0	B9	OPERATE BUS	FTA	10,227,076	0	0	738,000	0	9,489,076
77	BB	TRF-0016-12C	DULUTH TRANSIT AUTHORITY	SECT 5307: DULUTH TRANSIT CAPITAL	0.0	B9	BUS GRANT CAPITAL IMPROVEMENT	FTA	699,856	0	0	559,885	0	139,971
80	BB	TRS-0016-12	DULUTH TRANSIT AUTHORITY	DTA-PURCHASE 10 BUSES TOTAL, 5 WILL BE HYBRID (CLASS 700)	0.0	TR	PURCHASE BUS	STP	4,618,180	3,694,544	0	0	0	923,636
93	PED/BIKE	118-090-016	DULUTH	LAKEWALK EXTENSION PHASE IV, 60TH AVE E TO TH 61, PED/BIKE FACILITY	1.0	EN	PEDESTRIAN BIKE BRIDGE	TEA	657,928	526,342	0	0	0	131,586
94	PED/BIKE	118-090-017	DULUTH	LAKEWALK EXTENSION PHASE V, TH 61 TO BRIGHTON BEACH, PED/BIKE	0.5	EN	PEDESTRIAN BIKE BRIDGE	TEA	812,500	650,000	0	0	0	162,500
97	I 35	6982-290	MNDOT	INCENTIVE SET ASIDE FOR SP 6982-290	0.0	CA	MISCELLANEOUS	SF	550,000	0	0	0	550,000	0
98	I 35	6982-290AC2	MNDOT	BOUNDARY AVE TO 26TH AVE E, PAVEMENT REPL & REPAIRS, BR REPL BR #S 69831, 69832, 69880 & REPAIRS BR #S 69851, 69852, 69879 + SPOT REPAIRS AT 21ST AVE W INTERCHANGE, REMOVE BR #S 69835 & 69828 NEAR 27TH AVE W, SAFETY IMPROVEMENTS (AC PAYBACK 2 OF3)	10.0	BR	BRIDGE REPLACEMENT	IM	4,888,000	4,888,000	0	0	0	0
103	I 535	6981-9030E	MNDOT	BLATNIK BR 9030 BETWEEN DULUTH & SUPERIOR, PARTIAL PAINTING & DECK SEAL (MINNESOTA & WISCONSIN SHARES)	0.0	BI	BRIDGE REPAIR	IM	9,000,000	4,050,000	0	0	450,000	4,500,000
									\$32,026,426	\$13,808,886	\$0	\$1,297,885	\$1,000,000	\$15,919,655

Seq #	Route System	Project Number	Agency	Description	Miles	Program	Type of Work	Proposed Funds	Total	FHWA	AC	FTA	TH	Other
108	BB	TRF-0016-13A	DULUTH TRANSIT AUTHORITY	SECT 5307: DULUTH DIAL-A-RIDE TRANSIT OPERATING ASSISTANCE	0.0	B9	OPERATE BUS	LF	590,073	0	0	0	0	590,073
109	BB	TRF-0016-13B	DULUTH TRANSIT AUTHORITY	SECT 5307: DULUTH TRANSIT OPERATING ASSISTANCE REGULAR ROUTE	0.0	B9	OPERATE BUS	FTA	10,533,888	0	0	738,000	0	9,795,888
110	BB	TRF-0016-13C	DULUTH TRANSIT AUTHORITY	SECT. 5307: DULUTH TRANSIT CAPITAL	0.0	B9	BUS GRANT CAPITAL IMPROVEMENT	FTA	699,856	0	0	559,885	0	139,971
114	BB	TRS-0016-13	DULUTH TRANSIT AUTHORITY	DTA-PURCHASE 6 BUSES, (CLASS 500)	0.0	TR	PURCHASE BUS	STP	720,000	576,000	0	0	0	144,000
125	CSAH 10	069-610-006	ST LOUIS COUNTY	ARNOLD RD TO JEAN DULUTH RD, RESURFACING	2.1	RS	BITUMINOUS OVERLAY	STP	1,100,000	850,000	0	0	0	250,000
130	PED/BIKE	118-090-002	DULUTH	CROSS CITY/MUNGER TRAIL CONNECTION DULUTH PHASE II, WASECA INDUSTRIAL BLVD TO RECYCLE WAY, PED/BIKE FACILITY	2.0	EN	PED./BIKE IMPROVEMENT	TEA	700,000	500,000	0	0	0	200,000
131	MSAS 148	118-148-040	DULUTH	10TH AVE E BETWEEN, E 2ND STREET& E 9TH ST, RECONSTRUCT	0.5	RC	GRADE AND SURFACE	STP	2,900,000	950,000	0	0	0	1,950,000
135	TH 23	6910-82	MNDOT	0.1 & 1.1 MI S JCT I-35, REPLACE BR #S 88544 & 88545	0.0	BR	BRIDGE REPLACEMENT	BR	1,200,000	960,000	0	0	240,000	0
									\$18,443,817	\$3,836,000	\$0	\$1,297,885	\$240,000	\$13,069,932

Seq #	Route System	Project Number	Agency	Description	Miles	Program	Type of Work	Proposed Funds	Total	FHWA	AC	FTA	TH	Other
150	BB	TRF-0016-14A	DULUTH TRANSIT AUTHORITY	SECT 5307: DULUTH DIAL-A-RIDE TRANSIT OPERATING ASSISTANCE	0.0	B9	OPERATE BUS	LF	607,775	0	0	0	0	607,775
151	BB	TRF-0016-14B	DULUTH TRANSIT AUTHORITY	SECT 5307: DULUTH TRANSIT OPERATING ASSISTANCE REGULAR ROUTE	0.0	B9	OPERATE BUS	FTA	10,849,905	0	0	738,000	0	10,111,905
152	BB	TRF-0016-14C	DULUTH TRANSIT AUTHORITY	SECT. 5307: DULUTH TRANSIT CAPITAL	0.0	B9	BUS GRANT CAPITAL IMPROVEMENT	FTA	699,856	0	0	559,885	0	139,971
155	BB	TRS-0016-14	DULUTH TRANSIT AUTHORITY	DTA-PURCHASE 10 BUSES TOTAL, 5 WILL BE HYBRID (CLASS 700)	0.0	TR	PURCHASE BUS	STP	5,616,000	3,440,000	0	0	0	2,176,000
166	PED/BIKE	118-090-019	DULUTH	CROSS CITY/MUNGER TRAIL TO LAKEWALK CONNECTION PHASE III, RECYCLE WAY TO JENSWOLD ST., PED/BIKE FACILITY	0.7	EN	PED/BIKE IMPROVEMENT	TEA	700,000	500,000	0	0	0	200,000
168	TH 2	6937-69100D	MNDOT	BONG BRIDGE & RAMP REPAIRS, DECK OVERLAY, PAINTING, JOINT REPAIR/REPLACEMENT, BR #'S 69100, 69101, 69102, 69109	0.0	BI	BRIDGE REPAIR	NHS	23,219,000	9,615,200	0	0	2,403,800	11,200,000
170	I 35	0980-139	MNDOT	I-35 - SCANLON TO APPROXIMATELY JCT OF BOUNDARY AVE, HIGH PERFORMANCE THIN BITUMINOUS OVERLAY, DRAINAGE REPAIRS, REPAIR BR #'S 09826, 09827, 09828, 09829, 09822, 69889, 69890, 69814, TH 2 - PROCTOR TO I-35, MILL & OVERLAY (ASSOC. 6982-287, 6939-19)	10.6	RS	BITUMINOUS PAVEMENT	IM SF	13,400,001	11,420,452	0	0	1,979,549	0
									\$55,092,537	\$24,975,652	\$0	\$1,297,885	\$4,383,349	\$24,435,651

Seq #	Route System	Project Number	Agency	Description	Miles	Program	Type of Work	Proposed Funds	Total	FHWA	AC	FTA	TH	Other
178	BB	TRF-0018-11A	EAST GRAND FORKS	SECT 5307: EAST GRAND FORKS DAR TRANSIT OPERATING ASSISTANCE	0.0	B9	OPERATE BUS	LF	68,000	0	0	0	0	68,000
179	BB	TRF-0018-11B	EAST GRAND FORKS	SECT 5307: EAST GRAND FORKS FIXED ROUTE TRANSIT OPERATING ASSISTANCE	0.0	B9	OPERATE BUS	FTA	225,000	0	0	71,000	0	154,000
180	BB	TRF-0018-11C	EAST GRAND FORKS	SECT 5307: EAST GRAND FORKS TRANSIT SHELTER	0.0	B9	BUS GRANT CAPITAL IMPROVEMENT	FTA	40,000	0	0	32,000	0	8,000
193	RR	60-00122	EAST GRAND FORKS	CENTRAL AVE, MSAS 112, E GRAND FORKS - INSTALL GATES (New est. \$403,000 splits: RRS \$225,000, LM \$25,000, LF \$153,000)	0.0	SR	RAILROAD SIGNALS	RRS	403,000	225,000	0	0	0	178,000
208	PED/BIKE	119-120-009	EAST GRAND FORKS	EAST GRAND FORKS - SIDEWALK CONNECTION ACROSS US TH 2 FOR PED/BIKE TRAIL	0.8	EN	PEDESTRIAN BIKE TRAIL	TEA	147,000	116,000	0	0	0	31,000
209	PED/BIKE	119-591-002	EAST GRAND FORKS	**SRTS IN** IN EAST GRAND FORKS - CONSTRUCTION OF SIDEWALK ON THE EAST SIDE OF BYGLAND RD	0.0	BT	PEDESTRIAN BIKE TRAIL	SRTS	228,198	163,160	0	0	0	65,038
210	CITY	119-591-003	EAST GRAND FORKS	**SRTS NI** IN EAST GRAND FORKS - DEVELOPMENT & DELIVERY OF BIKE & PEDESTRAIN EDUCATIONAL MATERIALS	0.0	BT	PLANNING	SRTS	5,000	5,000	0	0	0	0
219	TH 220	4511-17	MNDOT	**ELLA** 0.14 MI N POLK CSAH 19 TO E JCT TH 1, RESURFACING	18.1	RS	MILL AND OVERLAY	STP	3,183,397	2,546,718	0	0	636,679	0
									\$4,299,595	\$3,055,878	\$0	\$103,000	\$636,679	\$504,038

Seq #	Route System	Project Number	Agency	Description	Miles	Program	Type of Work	Proposed Funds	Total	FHWA	AC	FTA	TH	Other
224	BB	TRF-0018-12A	EAST GRAND FORKS	SECT 5307: EAST GRAND FORKS DAR TRANSIT OPERATING ASSISTANCE	0.0	B9	OPERATE BUS	LF	70,000	0	0	0	0	70,000
225	BB	TRF-0018-12B	EAST GRAND FORKS	SECT 5307: EAST GRAND FORKS FIXED ROUTE TRANSIT OPERATING ASSISTANCE	0.0	B9	OPERATE BUS	FTA	230,000	0	0	73,000	0	157,000
250	PED/BIKE	119-090-006	EAST GRAND FORKS	EAST GRAND FORKS PED/BIKE PATH CONNECTION, 5TH AVE NW UNDERPASS TO INTERSECTION 12TH ST NW & 8TH AVE NW	0.3	EN	PEDESTRIAN BIKE TRAIL	TEA	145,000	90,000	0	0	0	55,000
261	TH 220	6016-60518B	MNDOT	0.5 MI SW OF TH 2, REHAB BR 60518, (MALLORY BR)	0.0	BI	BRIDGE OVERLAY	STP	855,000	684,000	0	0	171,000	0
									\$1,300,000	\$774,000	\$0	\$73,000	\$171,000	\$282,000

Seq #	Route System	Project Number	Agency	Description	Miles	Program	Type of Work	Proposed Funds	Total	FHWA	AC	FTA	TH	Other
267	BB	TRF-0018-13A	EAST GRAND FORKS	SECT 5307: EAST GRAND FORKS DAR TRANSIT OPERATING ASSISTANCE	0.0	B9	OPERATE BUS	LF	72,000	0	0	0	0	72,000
268	BB	TRF-0018-13B	EAST GRAND FORKS	SECT 5307: EAST GRAND FORKS FIXED ROUTE TRANSIT OPERATING ASSISTANCE	0.0	B9	OPERATE BUS	FTA	235,000	0	0	75,000	0	160,000
269	BB	TRF-0018-13C	EAST GRAND FORKS	SECT 5307: EAST GRAND FORKS TRANSIT SHELTER	0.0	B9	BUS GRANT CAPITAL IMPROVEMENT	FTA	40,000	0	0	32,000	0	8,000
290	PED/BIKE	119-010-005	EAST GRAND FORKS	EAST GRAND FORKS - MULTIPURPOSE TRAIL ON W SIDE OF TH 220 FOR PED/BIKE TRAIL	0.9	EN	PEDESTRIAN BIKE TRAIL	TEA	255,340	204,272	0	0	0	51,068
303	TH 220	6016-37	MNDOT	**ELLA** TH 75 IN CLIMAX TO E JCT TH 2, RESURFACING	23.6	RS	MILL AND OVERLAY	STP	4,900,000	3,920,000	0	0	980,000	0
									\$5,502,340	\$4,124,272	\$0	\$107,000	\$980,000	\$291,068

Seq #	Route System	Project Number	Agency	Description	Miles	Program	Type of Work	Proposed Funds	Total	FHWA	AC	FTA	TH	Other
311	BB	TRF-0018-14A	EAST GRAND FORKS	SECT 5307: EAST GRAND FORKS DAR TRANSIT OPERATING ASSISTANCE	0.0	B9	OPERATE BUS	LF	74,000	0	0	0	0	74,000
312	BB	TRF-0018-14B	EAST GRAND FORKS	SECT 5307: EAST GRAND FORKS FIXED ROUTE TRANSIT OPERATING ASSISTANCE	0.0	B9	OPERATE BUS	FTA	240,000	0	0	77,000	0	163,000
313	BB	TRF-0018-14C	EAST GRAND FORKS	SECT 5307: EAST GRAND FORKS TRANSIT SHELTER	0.0	B9	BUS GRANT CAPITAL IMPROVEMENT	FTA	40,000	0	0	32,000	0	8,000
328	CITY	119-103-004	EAST GRAND FORKS	EAST GRAND FORKS - TH 2 & 5TH AVE NW INTERSECTION UPGRADE	0.0	RC	GRADE AND SURFACE	STP	1,880,020	737,880	0	0	0	1,142,140
									\$2,234,020	\$737,880	\$0	\$109,000	\$0	\$1,387,140

Seq #	Route System	Project Number	Agency	Description	Miles	Program	Type of Work	Proposed Funds	Total	FHWA	AC	FTA	TH	Other
344	BB	9901-07	MNDOT	SECT 5309: NORTHSTAR PHASE II COMMUTER RAIL - EXTENSION TO THE ST. CLOUD AREA: PRELIMINARY DESIGN, ENGINEERING & RIGHT-OF-WAY ACQUISITION (EARMARK)	0.0	B3	PLANNING	FFM	4,000,000	0	0	3,000,000	0	1,000,000
346	BB	TRF-0048-11A	METRO BUS	SECT 5307: DIAL A RIDE TRANSIT SERVICE OPERATING ASSISTANCE	0.0	B9	OPERATE BUS	LF	2,800,000	0	0	0	0	2,800,000
347	BB	TRF-0048-11B	METRO BUS	SECT 5307: FIXED ROUTE TRANSIT SERVICE OPERATING ASSISTANCE	0.0	B9	OPERATE BUS	FTA	6,124,000	0	0	874,000	0	5,250,000
348	BB	TRF-0048-11D	METRO BUS	SECT 5307: TRANSIT CAPITAL PURCHASES, OFFICE EQUIPMENT & COMPUTERS	0.0	B9	BUS GRANT CAPITAL IMPROVEMENT	FTA	35,000	0	0	28,000	0	7,000
349	BB	TRF-0048-11E	METRO BUS	SECT 5307: TRANSIT CAPITAL PURCHASES, MAINTENANCE TOOLS & EQUIPMENT	0.0	B9	BUS GRANT CAPITAL IMPROVEMENT	FTA	10,000	0	0	8,000	0	2,000
350	BB	TRF-0048-11EE	METRO BUS	SECT 5309: PURCHASE TWO LARGE BUSES	0.0	B9	BUS GRANT CAPITAL IMPROVEMENT	FTA	800,000	0	0	640,000	0	160,000
351	BB	TRF-0048-11F	METRO BUS	SECT 5307: TRANSIT CAPITALIZED PREVENTIVE MAINTENANCE	0.0	B9	BUS GRANT CAPITAL IMPROVEMENT	FTA	1,148,750	0	0	919,000	0	229,750
352	BB	TRF-0048-11L	METRO BUS	SECT 5309: OPERATIONS CENTER OFFICE & STORAGE ADDITIONAL & IMPROVEMENTS	0.0	B3	BUS GRANT CAPITAL IMPROVEMENT	FTA	1,500,000	0	0	1,200,000	0	300,000
353	BB	TRF-0048-11NS	METRO BUS	OPERATING ASSISTANCE NORTHSTAR PHASE II COMMUTER BUS	0.0	B9	OPERATE BUS	FTA	500,000	0	0	100,000	0	400,000
354	BB	TRF-0048-11W	METRO BUS	SECT 5307: TRANSIT CAPITAL PURCHASES, ITS PROJECTS	0.0	B9	BUS GRANT CAPITAL IMPROVEMENT	FTA	25,000	0	0	20,000	0	5,000
370	CSAH 3	005-603-027	BENTON COUNTY	CONDUCT SCOPING, PREPARE ENVIRONMENTAL DOCUMENTATION, DESIGN & OFFICIAL MAPPING FOR CSAH 3 CORRIDOR FROM BENTON DRIVE TO TH 10 (AC PROJECT, PAYBACK IN 2014)	0.0	PL	PLANNING	STP	69,863	0	130,137	0	0	69,863
389	CSAH 3	071-070-007	SHERBURNE COUNTY	TH 10 TO CSAH 20: RUMBLE STRIP, SHOULDER PAVING, SAFETY WEDGE	4.4	SH	SHOULDER PAVING	HSIP	196,000	176,400	0	0	0	19,600
393	LOCAL 999	073-030-002	STEARNS COUNTY	**MN162** CONDUCT SCOPING, PREPARE ENVIRONMENTAL DOCUMENTATION, DESIGN, & OFFICIAL MAPPING FOR OPPORTUNITY DRIVE CORRIDOR, I-94 TO CSAH 7 IN ST. AUGUSTA	0.0	PL	PLANNING	HPP	172,800	138,240	0	0	0	34,560

Seq #	Route System	Project Number	Agency	Description	Miles	Program	Type of Work	Proposed Funds	Total	FHWA	AC	FTA	TH	Other
394	CSAH 75	073-070-003	STEARNS COUNTY	TRAFFIC SIGNAL CHANNELIZATION & ELIMINATION OF LEFT TURN AT CSAH 75 & 37TH AVE	0.0	SH	GRADE AND SURFACE	HSIP	500,000	450,000	0	0	0	50,000
397	CR 134	073-596-006	STEARNS COUNTY	GRADING, AGG BASE, BITUMINOUS SURFACING, CURB & GUTTER, DRAINAGE, SIGNING & STRIPING, BR #73571 & APPURTENANT WORK ON STEARNS CR 134 FROM STEARNS CSAH 4 TO 350 FT. S OF WEST OAKS DR & ON STEARNS CR 134 FROM DRIFTWOOD RD TO RILLA RD (AC PROJECT, 2012-2013)	0.5	MC	GRADE AND SURFACE	STP	2,855,189	378,473	3,515,197	0	0	2,476,716
398	LOCAL 999	073-684-003	STEARNS COUNTY	**MN162** PREPARE AN ENVIRONMENTAL IMPACT STATEMENT & FILE AN OFFICIAL MAP FOR A PROPOSED NEW ROADWAY ALIGNMENT S & W OF THE CITY OF WAITE PARK, EXTENDING W OF TH 15 & 33RD ST S TO STEARNS CSAH 4 & CSAH 133	0.0	PL	PLANNING	HPP	450,000	328,177	0	0	0	121,823
399	CSAH 120	073-720-002	STEARNS COUNTY	CONSTRUCTION OF CENTER MEDIAN BETWEEN CONNECTICUT AVE & 50TH AVE, & INTERSECTION CONTROLS AT CSAH 120/50TH AVE & CSAH 120/CENTRACARE CIRCLE INTERSECTIONS (AC PROJECT, PAYBACK IN 2015)	0.5	SC	MEDIAN BARRIER	STP	500,000	0	1,000,000	0	0	500,000
400	LOCAL 999	073-738-002	STEARNS COUNTY	**MN162** CONDUCT SCOPING, PREPARE ENVIRONMENTAL ASSESSMENT FOR PROPOSED NEW SAUK RIVER CROSSING BETWEEN 10TH AVE N & 28TH AVE S IN CITIES OF WAITE PARK & ST. CLOUD	0.0	PL	PLANNING	HPP	300,000	229,796	0	0	0	70,204
410	PED/BIKE	162-090-005	ST CLOUD	EXTEND BEAVER ISLAND BIKE/PED TRAIL, ST CLOUD CIVIC CENTER TO HESTER PARK ALONG MISSISSIPPI RIVER IN ST CLOUD	0.9	EN	PEDESTRIAN BIKE TRAIL	TEA	3,050,000	493,465	0	0	0	2,556,535
411	MSAS 101	162-101-012	ST CLOUD	**MN122** 10TH ST BRIDGE APPROACH WORK, 5TH AVE TO 1ST AVE (AC PROJECT, PAYBACK IN 2012)	0.6	RC	GRADE AND SURFACE	HPP STP	4,496,108	719,921	1,094,904	0	0	3,776,187
412	CITY	162-591-003	ST CLOUD	**SRTS IN** ST. CLOUD - CONSTRUCT SIDEWALK ADDITIONS & CROSSWALK IMPROVEMENTS NEAR WESTWOOD ELEMENTARY, ST. CLOUD (2009 SOLICITATION)	0.0	BT	CROSSWALK/SIDE WALK	SRTS	170,000	170,000	0	0	0	0
413	LOCAL 999	220-117-002	SARTELL	GRADING, AGG BASE, BITUMINOUS SURFACING, CONCRETE CURB & GUTTER, ROUNDABOUTS, STORM SEWER & WATER MAIN FOR 50TH AVENUE FROM JCT. STEARNS CR 120 & 50TH AVE TO 0.429 MI. N OF 50TH AVE (AC PROJECT, PAYBACK IN 2014 & 2015)	0.4	MC	GRADE AND SURFACE	STP	973,022	0	364,000	0	0	973,022
415	LOCAL 999	233-070-001	ST JOSEPH	**MN162** CONDUCT TIER 1 ENVIRONMENTAL DOCUMENTATION FOR SAINT JOSEPH N CORRIDOR, CO RD 133 TO CSAH 3	0.0	PL	PLANNING	HPP	200,000	160,000	0	0	0	40,000

Seq #	Route System	Project Number	Agency	Description	Miles	Program	Type of Work	Proposed Funds	Total	FHWA	AC	FTA	TH	Other
420	TH 10	0502-101	MN/DOT	REPLACE TYPE A SIGNS FROM ST. CLOUD TO LITTLE FALLS & ON TH 15 IN BENTON CO.	37.8	SC	SIGNING	STP	150,000	120,000	0	0	30,000	0
425	TH 23	0503-82	MNDOT	**ADA** REPLACE PEDESTRIAN BRIDGE #6847 OVER TH 23 E OF WILSON AVE IN ST. CLOUD	0.0	BR	BRIDGE REPLACEMENT	BR	780,000	624,000	0	0	156,000	0
426	TH 23	0503-84	MNDOT	AESTHETICS FOR NEW BRIDGE (GRANITE CITY BRIDGE) OVER MISSISSIPPI RIVER IN ST. CLOUD	0.2	RB	LANDSCAPING	SF	100,000	0	0	0	100,000	0
427	TH 23	7306-95	MNDOT	N JCT TH 15 TO 19 1/2 ST IN ST CLOUD (EB & WB), MILL & OVERLAY	1.1	RS	MILL AND OVERLAY	NHS	1,086,824	869,459	0	0	217,365	0
433	I 94	7380-220	MN/DOT	REPLACE TYPE C & D SIGNS, TH 15 TO WRIGHT/HENNEPIN CO LINE	38.5	SC	SIGNING	IM	500,000	450,000	0	0	50,000	0
434	I 94	7380-221	MN/DOT	REPLACE TYPE A & OVERHEAD SIGNS, DOUGLAS/TODD CO LINE TO WRIGHT/HENNEPIN CO LINE	90.7	SC	SIGNING	IM	350,000	315,000	0	0	35,000	0
435	I 94	7380-235	MNDOT	INSTALL INTERCHANGE LIGHTING AT I-94/STEARNS CSAH 2 IN STEARNS CO NEAR ST. JOSEPH	0.7	SH	LIGHTING	HSIP	300,000	270,000	0	0	30,000	0
443	TH 999	8823-106	MNDOT	UPGRADE GUARDRAIL END TREATMENTS AT VARIOUS LOCATIONS IN DISTRICT	0.0	SC	GUARD RAIL	STP	200,000	160,000	0	0	40,000	0
444	TH 999	8823-146	MNDOT	DISTRICTWIDE CHEVRON/SIGNING UPGRADE	0.0	SH	SIGNING	HSIP	133,444	120,100	0	0	13,344	0
445	TH 999	8823-147	MNDOT	DISTRICTWIDE SETASIDE - RUMBLE STRIPS	0.0	SH	MISCELLANEOUS	HSIP	620,000	558,000	0	0	62,000	0
447	TH 999	8803-RW-11	MNDOT	DISTRICTWIDE SET ASIDES - RIGHT-OF-WAY - 2011	0.0	RW	RIGHT OF WAY	SF	3,400,000	0	0	0	3,400,000	0
									38,496,000	6,731,031	6,104,238	6,789,000	4,133,709	20,842,260

Seq #	Route System	Project Number	Agency	Description	Miles	Program	Type of Work	Proposed Funds	Total	FHWA	AC	FTA	TH	Other
449	BB	TRF-0048-12A	METRO BUS	SECT 5307: DIAL A RIDE TRANSIT SERVICE OPERATING ASSISTANCE	0.0	B9	OPERATE BUS	LF	2,800,000	0	0	0	0	2,800,000
450	BB	TRF-0048-12B	METRO BUS	SECT 5307: FIXED ROUTE TRANSIT SERVICE OPERATING ASSISTANCE	0.0	B9	OPERATE BUS	FTA	6,574,000	0	0	874,000	0	5,700,000
451	BB	TRF-0048-12D	METRO BUS	SECT 5307: TRANSIT CAPITAL PURCHASES, OFFICE EQUIPMENT & COMPUTERS	0.0	B9	BUS GRANT CAPITAL IMPROVEMENT	FTA	25,000	0	0	20,000	0	5,000
452	BB	TRF-0048-12E	METRO BUS	SECT 5307: TRANSIT CAPITAL PURCHASES, MAINTENANCE TOOLS & EQUIPMENT	0.0	B9	BUS GRANT CAPITAL IMPROVEMENT	FTA	10,000	0	0	8,000	0	2,000
453	BB	TRF-0048-12F	METRO BUS	SECT 5307: TRANSIT CAPITALIZED PREVENTIVE MAINTENANCE	0.0	B9	BUS GRANT CAPITAL IMPROVEMENT	FTA	941,250	0	0	753,000	0	188,250
454	BB	TRF-0048-12NS	METRO BUS	OPERATING ASSISTANCE NORTHSTAR PHASE II COMMUTER BUS	0.0	B9	OPERATE BUS	FTA	500,000	0	0	100,000	0	400,000
455	BB	TRF-0048-12O	METRO BUS	SECT 5307: TRANSIT CAPITAL PURCHASES,PURCHASE 2 SMALL BUSES	0.0	B9	BUS GRANT CAPITAL IMPROVEMENT	FTA	280,000	0	0	224,000	0	56,000
456	BB	TRF-0048-12V	METRO BUS	SECT 5307: TRANSIT CAPITAL PURCHASES, BUS SHELTER TRANSIT AMENITY PROGRAM	0.0	B9	BUS GRANT CAPITAL IMPROVEMENT	FTA	30,000	0	0	24,000	0	6,000
457	BB	TRF-0048-12W	METRO BUS	SECT 5307: TRANSIT CAPITAL PURCHASE, ITS PROJECTS	0.0	B9	BUS GRANT CAPITAL IMPROVEMENT	FTA	25,000	0	0	20,000	0	5,000
458	BB	TRF-0048-12X	METRO BUS	SECT 5309:TRANSIT CAPITAL PURCHASE, CNG FUELING STATION	0.0	B3	PURCHASE BUS	FTA	1,500,000	0	0	1,200,000	0	300,000
471	CSAH 999	005-030-001	BENTON COUNTY	SAFETY & GEOMETRIC IMPROVEMENTS AT 5 INTERSECTIONS: BENTON CSAH 1 & CSAH 29, CSAH 1 & CSAH 4, CSAH 5 & CSAH 6, CSAH 6 & TH 23, & CSAH 4 & CSAH 6	0.0	SC	TURN LANES	STP	202,000	161,600	0	0	0	40,400
479	CR 134	073-596-006AC1	STEARNS COUNTY	GRADING, AGG BASE, BITUMINOUS SURFACING, CURB & GUTTER, DRAINAGE, SIGNING & STRIPING, BR #73571 & APPURTENANT WORK ON STEARNS CR 134 FROM STEARNS CSAH 4 TO 350 FT. S OF WEST OAKS DR & ON STEARNS CR 134 FROM DRIFTWOOD RD TO RILLA RD (AC PAYBACK, 1 OF 2)	0.5	RC	GRADE, SURFACE & BRIDGE	STP	2,485,104	2,485,104	0	0	0	0
481	MSAS 101	162-101-012AC	ST CLOUD	**MN122** 10ST ST BRIDGE APPROACH WORK, 5TH AVE TO 1ST AVE (AC PAYBACK 1 OF 1)	0.6	RC	GRADE AND SURFACE	STP	1,094,904	1,094,904	0	0	0	0

Seq #	Route System	Project Number	Agency	Description	Miles	Program	Type of Work	Proposed Funds	Total	FHWA	AC	FTA	TH	Other
484	TH 15	7321-47	MNDOT	CONSTRUCT NEW INTERCHANGE AT JCT STEARNS CO. CSAH 120 IN ST. CLOUD & SARTELL (CHAPTER 152 BOND-GM INTERCHANGE PROGRAM) DESTINATION INNOVATION (\$4.5M)	0.3	MC	GRADE,SURFACE & BRIDGE	SB BF	17,500,000	0	0	0	4,500,000	13,000,000
486	TH 23	0503-75	MNDOT	**ELLA** JCT TH 95 E OF ST CLOUD TO JCT TH 25 IN FOLEY, CONSTRUCT 4-LANE (AC PROJECT, PAYBACK IN 2013)	8.4	MC	GRADE,SURFACE & BRIDGE	NHS	20,620,000	14,916,000	7,900,000	0	5,704,000	0
490	I 94	7380-222	MNDOT	0.7 MI E OF ALBANY TO END OF EB ENTRANCE RAMP AT STEARNS CO CR 159 AT COLLEGEVILLE (EB & WB), MILL & OVERLAY INCL SHOULDER PAVING	7.7	RS	MILL AND OVERLAY	IM	5,300,000	4,770,000	0	0	530,000	0
497	TH 999	8823-145	MNDOT	DISTRICTWIDE INTERSECTION LIGHTING AT VARIOUS TRUNK HIGHWAY/TRUNK HIGHWAY INTERSECTIONS	0.0	SH	LIGHTING	HSIP	466,667	420,000	0	0	46,667	0
498	TH 999	8823-148	MNDOT	DISTRICTWIDE RUMBLESTRIPS/SIGNING/MARKINGS PROJECT	0.0	SH	RUMBLE STRIPS	HSIP	237,777	213,999	0	0	23,778	0
499	TH 999	8803-RW-12	MNDOT	DISTRICTWIDE SET ASIDES - RIGHT-OF-WAY - 2012	0.0	RW	RIGHT OF WAY	SF	5,200,000	0	0	0	5,200,000	0
501	LOCAL 999	8803-SHL-12	MNDOT	DISTRICTWIDE SET ASIDES - HIGHWAY SAFETY IMPROVEMENT PROGRAM - 2012	0.0	SH	SAFETY TARGET	HSIP	2,078,431	1,870,588	0	0	0	207,843
									\$67,870,133	\$25,932,195	\$7,900,000	\$3,223,000	\$16,004,445	\$22,710,493

Seq #	Route System	Project Number	Agency	Description	Miles	Program	Type of Work	Proposed Funds	Total	FHWA	AC	FTA	TH	Other
503	BB	TRF-0048-13A	METRO BUS	SECT 5307: DIAL A RIDE TRANSIT SERVICE OPERATING ASSISTANCE	0.0	B9	OPERATE BUS	LF	2,850,000	0	0	0	0	2,850,000
504	BB	TRF-0048-13B	METRO BUS	SECT 5307: FIXED ROUTE RANSIT SERVICE OPERATING ASSISTANCE	0.0	B9	OPERATE BUS	FTA	8,074,000	0	0	874,000	0	7,200,000
505	BB	TRF-0048-13D	METRO BUS	SECT 5307: TRANSIT CAPITAL PURCHASES, OFFICE EQUIPMENT & COMPUTERS	0.0	B9	BUS GRANT CAPITAL IMPROVEMENT	FTA	25,000	0	0	20,000	0	5,000
506	BB	TRF-0048-13E	METRO BUS	SECT 5307: TRANSIT CAPITAL PURCHASES, MAINTENANCE TOOLS & EQUIPMENT	0.0	B9	BUS GRANT CAPITAL IMPROVEMENT	FTA	10,000	0	0	8,000	0	2,000
507	BB	TRF-0048-13EE	METRO BUS	SECT 5309: ST CLOUD TRANSIT CAPITAL PURCHASES, 18 LARGE BUSES	0.0	B3	PURCHASE BUS	FTA	8,100,000	0	0	6,480,000	0	1,620,000
508	BB	TRF-0048-13F	METRO BUS	SECT 5307: TRANSIT CAPITALIZED PREVENTIVE MAINTENANCE	0.0	B9	BUS GRANT CAPITAL IMPROVEMENT	FTA	1,026,250	0	0	821,000	0	205,250
509	BB	TRF-0048-13NS	METRO BUS	SECT 5309: TRANSIT OPERATING ASSISTANCE, NORTHSTAR PHASE II COMMUTER BUS	0.0	B3	OPERATE BUS	FTA	500,000	0	0	100,000	0	400,000
510	BB	TRF-0048-13O	METRO BUS	SECT 5307: TRANSIT CAPITAL PURCHASES, 2 SMALL BUSES	0.0	B9	BUS GRANT CAPITAL IMPROVEMENT	FTA	280,000	0	0	224,000	0	56,000
511	BB	TRF-0048-13V	METRO BUS	SECT 5307: TRANSIT CAPITAL PURCHASES, BUS SHELTER AMENITY PROGRAM	0.0	B9	BUS GRANT CAPITAL IMPROVEMENT	FTA	20,000	0	0	16,000	0	4,000
512	BB	TRF-0048-13W	METRO BUS	SECT 5307: TRANSIT CAPITAL PURCHASES, ITS PROJECTS	0.0	B9	BUS GRANT CAPITAL IMPROVEMENT	FTA	25,000	0	0	20,000	0	5,000
531	CR 134	073-596-006AC2	STEARNS COUNTY	GRADING, AGG BASE, BITUMINOUS SURFACING, CUB & GUTTER, DRAINAGE, SIGNING & STRIPING, BR. #73571 AND APPURTENANT WORK ON STEARNS CR 134 FROM STEARNS CSAH 4 TO 350 FT. S OF WEST OAKS DR & ON STEARNS CR 134 FROM DRIFTWOOD RD TO RILLA RD (AC PAYBACK 2 OF 2)	0.5	RC	GRADE, SURFACE & BRIDGE	STP	1,030,093	1,030,093	0	0	0	0
539	TH 23	0503-75AC	MNDOT	JCT TH 95 E OF ST CLOUD TO JCT TH 25 IN FOLEY, CONSTRUCT 4 LANE (AC PAYBACK, 1 of 1)	10.8	MC	GRADE, SURFACE & BRIDGE	NHS	7,900,000	7,900,000	0	0	0	0
543	TH 999	8823-139	MNDOT	DISTRICTWIDE ADA SIGNAL UPGRADE PROJECT	0.0	SC	TRAFFIC SIGNAL REVISION	STP	500,000	400,000	0	0	100,000	0

Seq #	Route System	Project Number	Agency	Description	Miles	Program	Type of Work	Proposed Funds	Total	FHWA	AC	FTA	TH	Other
544	TH 999	8823-140	MNDOT	DISTRICTWIDE RR PRE-EMPTION UPGRADE PROJECT	0.0	SC	TRAFFIC SIGNAL REVISION	550,000		0	0	0	550,000	0
545	TH 999	8803-RW-13A	MNDOT	DISTRICTWIDE SET ASIDES - RIGHT-OF-WAY - 2013	0.0	RW	RIGHT OF WAY	10,000,000		0	0	0	10,000,000	0
547	LOCAL 999	8803-SHL-13	MNDOT	DISTRICTWIDE SET ASIDES - HIGHWAY SAFETY IMPROVEMENT PROGRAM - 2013	0.0	SH	SAFETY TARGET	2,078,431		1,870,588	0	0	0	207,843
548	TH 999	8803-SHS-13	MN/DOT	DISTRICTWIDE SETASIDE - RUMBLE STRIPS, SIGNING, MARKINGS - 2013	0.0	SH	MISCELLANEOUS	444,444		400,000	0	0	44,444	0
								\$43,413,218		\$11,600,681	\$0	\$8,563,000	\$10,694,444	\$12,555,093

Seq #	Route System	Project Number	Agency	Description	Miles	Program	Type of Work	Proposed Funds	Total	FHWA	AC	FTA	TH	Other
550	BB	TRF-0048-14A	METRO BUS	SECT 5307: DIAL A RIDE TRANSIT SERVICE OPERATING ASSISTANCE	0.0	B9	OPERATE BUS	LF	2,900,000	0	0	0	0	2,900,000
551	BB	TRF-0048-14B	METRO BUS	SECT 5307: FIXED ROUTE RANSIT SERVICE OPERATING ASSISTANCE	0.0	B9	OPERATE BUS	FTA	8,774,000	0	0	874,000	0	7,900,000
552	BB	TRF-0048-14D	METRO BUS	SECT 5307: TRANSIT CAPITAL PURCHASES, OFFICE EQUIPMENT & COMPUTERS	0.0	B9	BUS GRANT CAPITAL IMPROVEMENT	FTA	25,000	0	0	20,000	0	5,000
553	BB	TRF-0048-14E	METRO BUS	SECT 5307: TRANSIT CAPITAL PURCHASES, MAINTENANCE TOOLS & EQUIPMENT	0.0	B9	BUS GRANT CAPITAL IMPROVEMENT	FTA	10,000	0	0	8,000	0	2,000
554	BB	TRF-0048-14EE	METRO BUS	SECT 5309: ST CLOUD TRANSIT CAPITAL PURCHASES, 5 LARGE BUSES	0.0	B9	PURCHASE BUS	FTA	2,250,000	0	0	1,800,000	0	450,000
555	BB	TRF-0048-14F	METRO BUS	SECT 5307: TRANSIT CAPITALIZED PREVENTIVE MAINTENANCE	0.0	B9	BUS GRANT CAPITAL IMPROVEMENT	FTA	1,101,250	0	0	881,000	0	220,250
556	BB	TRF-0048-14NS	METRO BUS	SECT 5309: TRANSIT OPERATING ASSISTANCE, NORTHSTAR PHASE II COMMUTER BUS	0.0	B3	OPERATE BUS	FTA	500,000	0	0	100,000	0	400,000
557	BB	TRF-0048-14O	METRO BUS	SECT 5307: TRANSIT CAPITAL PURCHASES, 2 SMALL BUSES	0.0	B9	BUS GRANT CAPITAL IMPROVEMENT	FTA	320,000	0	0	256,000	0	64,000
558	BB	TRF-0048-14V	METRO BUS	SECT 5307: TRANSIT CAPITAL PURCHASES, BUS SHELTER AMENITY PROGRAM	0.0	B9	BUS GRANT CAPITAL IMPROVEMENT	FTA	25,000	0	0	20,000	0	5,000
559	BB	TRF-0048-14W	METRO BUS	SECT 5307: ITS PROJECTS	0.0	B9	BUS GRANT CAPITAL IMPROVEMENT	FTA	25,000	0	0	20,000	0	5,000
584	LOCAL 999	162-151-001	ST. CLOUD	33RD STREET SOUTH PHASE 1: CSAH 75 TO SOUTHWAY DRIVE, EXPAND TO 4-LANE, INCL ROUNDABOUT AT SOUTHWAY DR.	0.5	MC	GRADE AND SURFACE	STP	3,500,000	1,900,000	0	0	0	1,600,000
585	LOCAL 999	220-117-002AC1	SARTELL	GRADING, AGG BASE, BITUMINOUS SURFACING, CONCRETE CURB & GUTTER, ROUNDABOUTS, STORM SEWER & WATER MAIN FOR 50TH AVENUE FROM JCT. CR 120 & 50TH AVE TO 0.429 MI. N OF 50TH AVE (AC PAYBACK, 1 OF 2)	0.4	MC	GRADE AND SURFACE	STP	172,000	172,000	0	0	0	0
595	TH 999	8823-157	MNDOT	DISTRICTWIDE UPGRADE RR CIRCUITRY	0.0	SR	RAILROAD SIGNALS	STP	400,000	320,000	0	0	80,000	0

Seq #	Route System	Project Number	Agency	Description	Miles	Program	Type of Work	Proposed Funds	Total	FHWA	AC	FTA	TH	Other
596	TH 999	8823-158	MNDOT	DISTRICTWIDE ADA SIGNAL UPGRADE	0.0	SC	TRAFFIC SIGNAL REVISION	SF	600,000	0	0	0	600,000	0
597	TH 999	8803-RW-14	MNDOT	DISTRICTWIDE SET ASIDES - RIGHT-OF-WAY - 2014	0.0	RW	RIGHT OF WAY	SF	5,000,000	0	0	0	5,000,000	0
599	LOCAL 999	8803-SHL-14	MNDOT	DISTRICTWIDE SET ASIDES - HIGHWAY SAFETY IMPROVEMENT PROGRAM - 2014	0.0	SH	SAFETY TARGET	HSIP	2,078,431	1,870,588	0	0	0	207,843
600	TH 999	8803-SHS-14	MNDOT	DISTRICTWIDE SET ASIDES - DISTRICT 3 HSIP SHARE - 2014	0.0	SH	SAFETY TARGET	HSIP	1,244,444	1,120,000	0	0	124,444	0
									\$28,925,125	\$5,382,588	\$0	\$3,979,000	\$5,804,444	\$13,759,093

Seq #	Route System	Project Number	Agency	Description	Miles	Program	Type of Work	Proposed Funds	Total	FHWA	AC	FTA	TH	Other
602	BB	TRF-0034-11B	MOORHEAD	SECT 5307: CITY OF MOORHEAD RR TRANSIT OPERATING ASSISTANCE	0.0	B9	OPERATE BUS	FTA	1,800,000	0	0	700,000	0	1,100,000
603	BB	TRF-0034-11C	MOORHEAD	SECT 5307: MOORHEAD PLANNING ASSISTANCE	0.0	B9	PLANNING	FTA	20,000	0	0	16,000	0	4,000
604	BB	TRF-0034-11D	MOORHEAD	SECT 5307: MOORHEAD PREVENTIVE MAINTENANCE	0.0	B9	PREVENTIVE MAINTENANCE	FTA	60,000	0	0	49,800	0	10,200
606	BB	TRF-1131-11	MNDOT	SECT 5311: PRODUCTIVE ALTERNATIVES TRANSIT OPERATING ASSISTANCE	0.0	OB	OPERATE BUS	FTA	925,000	0	0	786,000	0	139,000
611	BB	TRS-0034-11	MNDOT	MOORHEAD DIAL-A-RIDE, PURCHASE BUS (CLASS 400)	0.0	TR	PURCHASE BUS	STP	73,000	52,800	0	0	0	20,200
612	BB	TRS-0034-11A	MOORHEAD	SECT 5307: MOORHEAD DIAL-A-RIDE TRANSIT OPERATING ASSISTANCE	0.0	B9	OPERATE BUS	FTA	372,000	0	0	0	0	372,000
614	BB	TRS-1131-11	MNDOT	PRODUCTIVE ALTERNATIVES, PURCHASE 2 BUSES (CLASS 400)	0.0	TR	PURCHASE BUS	STP	132,000	105,600	0	0	0	26,400
625	PED/BIKE	144-090-014	MOORHEAD	20TH STREET & BNSF PED UNDERPASS AT 40TH AVE, BRIDGE 14K12	0.1	EN	ENHANCEMENT	TEA	490,000	392,000	0	0	0	98,000
633	TH 75	1406-61	MNDOT	ROUNDBOUT AT JCT TH 75 & CLAY CO RD 12 SO. OF MOORHEAD	0.2	SC	MILL AND OVERLAY	STP	2,514,000	1,391,200	0	0	347,800	775,000
634	TH 75	1406-68	MNDOT	SIGNAL REPLACEMENT ON 7TH AVE SO IN MOORHEAD	0.0	NF	TRAFFIC SIGNAL REVISION	FTA	260,000	0	0	160,000	100,000	0
									\$6,646,000	\$1,941,600	\$0	\$1,711,800	\$447,800	\$2,544,800

Seq #	Route System	Project Number	Agency	Description	Miles	Program	Type of Work	Proposed Funds	Total	FHWA	AC	FTA	TH	Other
642	BB	TRF-0034-12B	MOORHEAD	SECT 5307: CITY OF MOORHEAD RR TRANSIT OPERATING ASSISTANCE	0.0	B9	OPERATE BUS	FTA	2,100,000	0	0	1,676,000	0	424,000
643	BB	TRF-0034-12C	MOORHEAD	SECT 5307: MOORHEAD PLANNING ASSISTANCE	0.0	B9	PLANNING	FTA	21,000	0	0	17,000	0	4,000
644	BB	TRF-0034-12D	MOORHEAD	SECT 5307: MOORHEAD PREVENTIVE MAINTENANCE	0.0	B9	PREVENTIVE MAINTENANCE	FTA	70,000	0	0	56,000	0	14,000
646	BB	TRF-1131-12	MNDOT	SECT 5311: PRODUCTIVE ALTERNATIVES TRANSIT OPERATING ASSISTANCE	0.0	OB	OPERATE BUS	FTA	950,000	0	0	807,500	0	142,500
652	BB	TRS-0034-12A	MOORHEAD	SECT 5307: MOORHEAD DIAL-A-RIDE TRANSIT OPERATING ASSISTANCE	0.0	B9	OPERATE BUS	FTA	389,000	0	0	0	0	389,000
664	MSAS 126	144-126-013	MOORHEAD	20TH STREET SOUTH (FROM 6TH AVE TO 12TH AVE S) GRADING, BASE, SURFACING & CURB & GUTTER IN MOORHEAD	0.5	RC	GRADE AND SURFACE	STP	1,425,000	559,000	0	0	0	866,000
665	MSAS 143	144-143-001	MOORHEAD	URBAN GRADING & SURFACING IN MOORHEAD ON 28TH AVENUE SOUTH FROM 20TH STREET TO 26TH STREET	0.5	RC	GRADE AND SURFACE	STP	1,500,000	1,033,100	0	0	0	466,900
666	MSAS 146	144-146-001	MOORHEAD	50TH AVENUE SOUTH PARKWAY IN MOORHEAD (EASTBOUND LANES FROM 1.38 MILES WEST OF TH 75 TO TH75), GRADE & SURFACE	1.4	MC	GRADE AND SURFACE	STP	2,421,000	800,000	0	0	0	1,621,000
671	TH 75	1401-166	MNDOT	IN MOORHEAD FROM 40TH AVE. TO MAIN AVE. & ON T.H. 10 FROM RED RIVER BRIDGE TO E. JCT. OF T.H. 75, PED & SIGNAL IMPROVEMENTS, BIT SURFACING	2.9	SC	TRAFFIC SIGNAL INST.	STP	3,588,140	1,998,500	0	0	499,640	1,090,000
672	194	1480-151	MNDOT	DOWNER TO TH 34 (WB), UNBONDED OVERLAY (AC PROJECT, PAYBACK IN 2013)	7.7	RC	UNBONDED CONCRETE OVERLAY	IM	5,722,700	5,003,400	1,470,000	0	719,300	0
673	194	1480-157	MNDOT	BUFFALO RIVER BRIDGE #14803 & 14804, REDECK & PAINTING	0.1	BI	REDECK	BH	4,640,100	4,176,100	0	0	464,000	0
									\$22,826,940	\$13,570,100	\$1,470,000	\$2,556,500	\$1,682,940	\$5,017,400

STIP for FY 2011-2014

Seq #	Route System	Project Number	Agency	Description	Miles	Program	Type of Work	Proposed Funds	Total	FHWA	AC	FTA	TH	Other
682	BB	TRF-0034-13B	MOORHEAD	SECT 5307: CITY OF MOORHEAD RR TRANSIT OPERATING ASSISTANCE	0.0	B9	OPERATE BUS	FTA	2,200,000	0	0	1,760,000	0	440,000
683	BB	TRF-0034-13C	MOORHEAD	SECT 5307: MOORHEAD PLANNING ASSISTANCE	0.0	B9	PLANNING	FTA	21,000	0	0	17,000	0	4,000
684	BB	TRF-0034-13D	MOORHEAD	SECT 5307: MOORHEAD PREVENTIVE MAINTENANCE	0.0	B9	PREVENTIVE MAINTENANCE	FTA	70,000	0	0	56,000	0	14,000
685	BB	TRF-0034-13F	MOORHEAD	SECT 5307: CITY OF MOORHEAD PURCHASE BUS RELATED EQUIPMENT	0.0	B9	PURCHASE BUS	FTA	50,000	0	0	40,000	0	10,000
686	BB	TRF-0034-13G	MOORHEAD	SECT 5307: CITY OF MOORHEAD PURCHASE 2 VANS	0.0	B9	PURCHASE BUS	FTA	44,000	0	0	35,200	0	8,800
688	BB	TRF-1131-13	MNDOT	SECT 5311: PRODUCTIVE ALTERNATIVES TRANSIT OPERATING ASSISTANCE	0.0	OB	OPERATE BUS	FTA	980,000	0	0	833,000	0	147,000
692	BB	TRS-0034-13A	MOORHEAD	SECT 5307: MOORHEAD DIAL-A-RIDE TRANSIT OPERATING ASSISTANCE	0.0	B9	OPERATE BUS	FTA	423,000	0	0	0	0	423,000
693	BB	TRS-0034-13E	MNDOT	CITY OF MOORHEAD, PURCHASE BUS (CLASS 400)	0.0	TR	PURCHASE BUS	STP FTA	75,000	40,000	0	20,000	0	15,000
710	194	1480-151AC	MNDOT	DOWNER TO TH 34 (WB), UNBONDED OVERLAY (AC PAYBACK, 1 OF 1)	7.7	RC	UNBONDED CONCRETE OVERLAY	IM	1,470,000	1,470,000	0	0	0	0
									\$5,333,000	\$1,510,000	\$0	\$2,761,200	\$0	\$1,061,800

STIP for FY 2011-2014

Seq #	Route System	Project Number	Agency	Description	Miles	Program	Type of Work	Proposed Funds	Total	FHWA	AC	FTA	TH	Other
716	BB	TRF-0034-14B	MOORHEAD	SECT 5307: CITY OF MOORHEAD RR TRANSIT OPERATING ASSISTANCE	0.0	B9	OPERATE BUS	FTA	2,200,000	0	0	1,760,000	0	440,000
717	BB	TRF-0034-14C	MOORHEAD	SECT 5307: MOORHEAD PLANNING ASSISTANCE	0.0	B9	PLANNING	FTA	22,000	0	0	17,600	0	4,400
718	BB	TRF-0034-14D	MOORHEAD	SECT 5307: MOORHEAD PREVENTIVE MAINTENANCE	0.0	B9	PREVENTIVE MAINTENANCE	FTA	70,000	0	0	56,000	0	14,000
719	BB	TRF-0034-14E	MNDOT	CITY OF MOORHEAD, PURCHASE PARA BUS	0.0	TR	PURCHASE BUS	STP	79,500	57,600	0	6,000	0	15,900
721	BB	TRF-1131-14	MNDOT	SECT 5311: PRODUCTIVE ALTERNATIVES TRANSIT OPERATING ASSISTANCE	0.0	OB	OPERATE BUS	FTA	1,000,000	0	0	850,000	0	150,000
725	BB	TRS-0034-14A	MOORHEAD	SECT 5307: MOORHEAD DIAL-A-RIDE TRANSIT OPERATING ASSISTANCE	0.0	B9	OPERATE BUS	FTA	403,000	0	0	0	0	403,000
736	PED/BIKE	144-090-016	MOORHEAD	BIKE/PED BRIDGE REPLACEMENT ON RED RIVER AT GOOSEBERRY/LINDENWOOD PARK	0.1	EN	GRADE AND SURFACE	TEA	1,081,000	400,000	0	0	0	681,000
737	MSAS 136	144-136-011	MOORHEAD	FROM OAK WAY TO I-94, BITUMINOUS MILL & SURFACING	1.7	RC	GRADE AND SURFACE	STP	2,500,000	832,500	0	0	0	1,667,500
742	TH 75	1406-67	MNDOT	WILKIN COUNTY LINE TO CLAY CO RD 12 IN SO MOORHEAD, MILL & BITUMINOUS SURFACING	13.2	RS	MILL AND OVERLAY	SF	4,734,700	0	0	0	4,734,700	0
									\$12,090,200	\$1,290,100	\$0	\$2,689,600	\$4,734,700	\$3,375,800

Seq #	Route System	Project Number	Agency	Description	Miles	Program	Type of Work	Proposed Funds	Total	FHWA	AC	FTA	TH	Other
757	BB	TRF-3780-11	LA CRESCENT	SECT 5307: LA CRESCENT TRANSIT OPERATING ASSISTANCE	0.0	B9	OPERATE BUS	FTA	222,161	0	0	90,000	0	132,161
767	RR	28-00001	MN/DOT	CP - MAIN ST., MUN 21, LACRESCENT, HOUSTON COUNTY	0.0	SR	RR X-ING IMPROVEMENTS	RRS	225,000	202,500	0	0	0	22,500
792	PED/BIKE	236-090-001	LA CRESCENT	WAGON WHEEL TRAIL, PHASE 1	1.0	EN	PEDESTRIAN BIKE TRAIL	TEA	545,500	436,400	0	0	0	109,100
793	PED/BIKE	236-591-002	LA CRESCENT	SRTS - NON-INFRASTRUCTURE - DEVELOPMENT & IMPLEMENT A PEDESTRIAN & SAFETY AWARENESS CAMPAIGN FOR CITY OF LACRESCENT	0.0	BT	PLANNING	SRTS	5,000	5,000	0	0	0	0
									\$997,661	\$643,900	\$0	\$90,000	\$0	\$263,761

Seq #	Route System	Project Number	Agency	Description	Miles	Program	Type of Work	Proposed Funds	Total	FHWA	AC	FTA	TH	Other
830	BB	TRF-3780-12	LA CRESCENT	SECT 5307: LA CRESCENT TRANSIT OPERATING ASSISTANCE	0.0	B9	OPERATE BUS	FTA	228,126	0	0	92,000	0	136,126
867	190	8580-149	MN/DOT	**BP08** DRESBACH BRIDGE 9320 OVER MISSISSIPPI RIVER - BRIDGE REHABILITATION - BOND FUNDS (SBPF-NON BOND) (AC PROJECT, PAYBACK IN 2013, 2014)	0.3	BR	BRIDGE REPLACEMENT	BF BR	88,924,900	0	75,000,000	0	0	88,924,900
									\$89,153,026	\$0	\$75,000,000	\$92,000	\$0	\$89,061,026

Seq #	Route System	Project Number	Agency	Description	Miles	Program	Type of Work	Proposed Funds	Total	FHWA	AC	FTA	TH	Other
886	BB	TRF-3780-13	LA CRESCENT	SECT 5307: LA CRESCENT TRANSIT OPERATING ASSISTANCE	0.0	B9	OPERATE BUS	FTA	234,210	0	0	94,000	0	140,210
920	I 90	8580-149AC1	MN/DOT	DRESBACH BRIDGE - STATEWIDE BRIDGE PRESERVATION FUND (AC PAYBACK 1 OF 2)	0.0	BR	BRIDGE REPLACEMENT	BR	55,625,000	55,625,000	0	0	0	0
								\$55,859,210		\$55,625,000	\$0	\$94,000	\$0	\$140,210

Seq #	Route System	Project Number	Agency	Description	Miles	Program	Type of Work	Proposed Funds	Total	FHWA	AC	FTA	TH	Other
937	BB	TRF-3780-14	LA CRESCENT	SECT 5307: LA CRESCENT TRANSIT OPERATING ASSISTANCE	0.0	B9	OPERATE BUS	FTA	234,210	0	0	94,000	0	140,210
									\$234,210	\$0	\$0	\$94,000	\$0	\$140,210

Seq #	Route System	Project Number	Agency	Description	Miles	Program	Type of Work	Proposed Funds	Total	FHWA	AC	FTA	TH	Other
750	BB	TRF-0047-11A	ROCHESTER	SECT 5307: ROCHESTER DAR TRANSIT OPERATING ASSISTANCE	0.0	B9	OPERATE BUS	LF	705,928	0	0	0	0	705,928
751	BB	TRF-0047-11B	ROCHESTER	SECT 5307: ROCHESTER RR TRANSIT OPERATING ASSISTANCE	0.0	B9	OPERATE BUS	FTA	5,850,827	0	0	1,556,594	0	4,294,233
752	BB	TRF-0047-11C	ROCHESTER	SECT 5307/5309: PHASE IV: CONSTRUCT BUS GARAGE	0.0	B9	BUS GRANT CAPITAL IMPROVEMENT	FTA	15,000,000	0	0	12,000,000	0	3,000,000
755	BB	TRF-2497-11	MN/DOT	SECT 5311: CITY OF STEWARTVILLE TRANSIT OPERATING ASSISTANCE	0.0	OB	OPERATE BUS	FTA	70,658	0	0	18,204	0	52,454
761	BB	TRS-0047-11A	ROCHESTER	SECT 5307: ROCHESTER RR - PURCHASE 3 BUSES (CLASS 700)	0.0	TR	PURCHASE BUS	STP FTA	1,062,000	264,000	0	586,000	0	212,000
762	BB	TRS-0047-11B	ROCHESTER	DISTRICT BUS - PURCHASE 1 BUS (CLASS 600)	0.0	TR	PURCHASE BUS	STP	203,000	162,400	0	0	0	40,600
763	BB	TRS-2497-11	STEWARTVILLE	STEWARTVILLE - PURCHASE 1 BUS (CLASS 400)	0.0	TR	PURCHASE BUS	STP	66,000	52,800	0	0	0	13,200
777	LOCAL 999	055-070-017	OLMSTED COUNTY	EDGE LINE RUMBLE STRIPS - VARIOUS LOCATIONS IN OLMSTED COUNTY	41.2	SH	SAFETY TARGET	HSIP	123,528	111,175	0	0	0	12,353
778	LOCAL 999	055-070-018	OLMSTED COUNTY	EPOXY 6 INCH EDGE LINE - VARIOUS LOCATIONS IN OLMSTED COUNTY	41.5	SH	SAFETY TARGET	HSIP	262,716	236,444	0	0	0	26,272
779	CSAH 22	055-622-049	OLMSTED COUNTY	OLMSTED CSAH 22 - MILL & OVERLAY, TH 52 TO TH 63	1.7	RS	MILL AND OVERLAY	STP	2,500,000	2,000,000	0	0	0	500,000
790	MUN	159-166-001	ROCHESTER	PINEWOOD RD SE, OLMSTED CSAH 1 (11TH AVE SE) TO CSAH 36 (MARION RD) GRADE & SURFACE	1.7	RC	GRADE AND SURFACE	STP	2,000,000	645,282	0	0	0	1,354,718
791	CITY	159-591-002	ROCHESTER	SRTS - NON-INFRASTRUCTURE - ROCHESTER DRIVER FEEDBACK & TRAFFIC CALMING SAFETY PROJECT	0.0	BT	GRADE AND SURFACE	SRTS	3,900	3,900	0	0	0	0
799	TH 52	2505-48	MN/DOT	**BP08**ELK RUN INTERCHANGE - SRC, SCF, SBPF, GREATER MN INTERCHANGE FUNDING	1.5	MC	GRADE,SURFACE & BRIDGE	NHS BF LF	28,500,000	12,438,000	0	0	0	16,062,000
800	TH 52	2505-48L	OLMSTED COUNTY	REALIGNMENT OF OLMSTED CSAH 12 FROM THE NEW EAST FRONTAGE ROAD TO 3 MILES EAST - \$2,000,000 FROM "CAF" APPORTIONMENT (COUNTY PORTION OF STATE PROJECT 2505-48)	1.0	MC	GRADE,SURFACE & BRIDGE	FFM	7,370,000	2,000,000	0	0	0	5,370,000
801	TH 52	2505-48CE	MN/DOT	ELK RUN INTERCHANGE - CONSTRUCTION ENGINEERING	1.5	MC	GRADE,SURFACE & BRIDGE	NHS LF	2,750,000	2,090,000	0	0	0	660,000
802	TH 52	2505-48RFP	MN/DOT	**BP08**ELK RUN INTERCHANGE - STIPENDS FOR UNSUCCESSFUL BIDDERS	1.5	MC	GRADE,SURFACE & BRIDGE	NHS SF BF	700,000	0	0	0	80,000	620,000

Seq #	Route System	Project Number	Agency	Description	Miles	Program	Type of Work	Proposed Funds	Total	FHWA	AC	FTA	TH	Other
803	TH 52	2505-48RW	MN/DOT	ELK RUN INTERCHANGE - RIGHT OF WAY	1.5	MC	GRADE,SURFACE & BRIDGE	NHS SF LF	4,000,000	3,200,000	0	0	602,000	198,000
805	TH 52	5507-57	MN/DOT	REPLACE SIGNS AT VARIOUS LOCATIONS ON T.H. 52 FROM I-90 TO T.H. 63	5.5	SC	SIGNING	NHS	100,000	80,000	0	0	20,000	0
809	TH 63	5509-75	MN/DOT	INTERSECTION SAFETY IMPROVEMENTS & SIGNALIZATION AT T.H. 63 & 6TH STREET IN STEWARTVILLE	0.2	SC	TRAFFIC SIGNAL INST.	SF LF	453,272	0	0	0	226,636	226,636
810	TH 63	5510-77	MN/DOT	INTERSECTION IMPROVEMENTS AT 75TH ST. (CSAH 14) & T.H. 63 INTERSECTION - ROCHESTER	0.0	SH	GRADE AND SURFACE	HSIP	1,000,000	900,000	0	0	100,000	0
									\$72,721,829	\$24,184,001	\$0	\$14,160,798	\$1,028,636	\$33,348,394

Seq #	Route System	Project Number	Agency	Description	Miles	Program	Type of Work	Proposed Funds	Total	FHWA	AC	FTA	TH	Other
822	BB	TRF-0047-12A	ROCHESTER	SECT 5307: ROCHESTER DAR TRANSIT OPERATING ASSISTANCE	0.0	B9	OPERATE BUS	LF	727,106	0	0	0	0	727,106
823	BB	TRF-0047-12B	ROCHESTER	SECT 5307: ROCHESTER RR TRANSIT OPERATING ASSISTANCE	0.0	B9	OPERATE BUS	FTA	6,026,352	0	0	1,603,292	0	4,423,060
824	BB	TRF-0047-12C	ROCHESTER	SECT 5307/5309: CITY OF ROCHESTER - NORTHWEST TRANSIT HUB - DESIGN	0.0	B9	BUS GRANT CAPITAL IMPROVEMENT	FTA	150,000	0	0	120,000	0	30,000
825	BB	TRF-0047-12D	ROCHESTER	SECT 5307/5309: ROCHESTER DESIGN/CONSTRUCT ST MARY'S TRANSIT HUB	0.0	B9	BUS GRANT CAPITAL IMPROVEMENT	FTA	200,000	0	0	160,000	0	40,000
828	BB	TRF-2497-12	MN/DOT	SECT 5311: CITY OF STEWARTVILLE TRANSIT OPERATING ASSISTANCE	0.0	OB	OPERATE BUS	FTA	72,778	0	0	18,204	0	54,574
833	BB	TRS-0047-12A	ROCHESTER	SECT 5307/5309: ROCHESTER RR - PURCHASE 6 BUSES (CLASS 700)	0.0	TR	PURCHASE BUS	STP FTA	2,280,000	392,000	0	1,432,000	0	456,000
843	LOCAL 999	055-070-019	OLMSTED COUNTY	EPOXY 6 INCH EDGE LINE - VARIOUS LOCATIONS IN OLMSTED COUNTY	42.8	SH	SAFETY TARGET	HSIP	271,320	244,188	0	0	0	27,132
844	PED/BIKE	055-090-002	OLMSTED COUNTY	MAYOWOOD RD (OLMSTED CO RD 125) TRAIL & TRAILHEAD DEVELOPMENT	0.9	EN	PEDESTRIAN BIKE TRAIL	TEA	405,283	271,540	0	0	0	133,743
852	PED/BIKE	159-090-017	ROCHESTER	TRAIL BRIDGE ACROSS OLMSTED CSAH 4/VALLEY HIGH DR	0.0	EN	ENHANCEMENT	TEA	641,460	441,460	0	0	0	200,000
853	MUN	159-132-006	ROCHESTER	TH 52 INTERCHANGE IMPROVEMENTS: 55TH ST NW - W TO E FRONTAGE RD	0.4	MC	GRADE AND SURFACE	STP	2,750,000	1,375,000	0	0	0	1,375,000
855	TH 14	5501-35	MN/DOT	HEAVY BIT. OVERLAY FROM CSAH 5 (BYRON) TO TH 52 - AC PROJECT - PAYBACK IN 2013	16.1	RS	BITUMINOUS OVERLAY	NHS	1,100,000	0	4,400,000	0	1,100,000	0
866	190	5580-86	MN/DOT	**ELLA** - BITUMINOUS MILL & OVERLAY FROM 0.3 MI. E. T.H. 63 TO 1.7 MI. E. OLMSTED CSAH 19 - WB LANES	12.7	RS	MILL AND OVERLAY	IM	3,200,000	2,880,000	0	0	320,000	0
									\$17,824,299	\$5,604,188	\$4,400,000	\$3,333,496	\$1,420,000	\$7,466,615

Seq #	Route System	Project Number	Agency	Description	Miles	Program	Type of Work	Proposed Funds	Total	FHWA	AC	FTA	TH	Other
880	BB	TRF-0047-13A	ROCHESTER	SECT 5307: ROCHESTER DAR TRANSIT OPERATING ASSISTANCE	0.0	B9	OPERATE BUS	LF	748,919	0	0	0	0	748,919
881	BB	TRF-0047-13B	ROCHESTER	SECT 5307: ROCHESTER RR TRANSIT OPERATING ASSISTANCE	0.0	B9	OPERATE BUS	FTA	6,379,522	0	0	1,735,856	0	4,643,666
884	BB	TRF-2497-13	MN/DOT	SECT 5311: CITY OF STEWARTVILLE TRANSIT OPERATING ASSISTANCE	0.0	OB	OPERATE BUS	FTA	74,961	0	0	18,204	0	56,757
891	BB	TRS-0047-13A	ROCHESTER	ROCHESTER DAR - PURCHASE 2 BUSES (CLASS 600)	0.0	TR	PURCHASE BUS	STP	418,000	167,200	0	0	0	250,800
892	BB	TRS-0047-13B	ROCHESTER	ROCHESTER RR - PURCHASE 4 BUSES (CLASS 700)	0.0	TR	PURCHASE BUS	STP	1,520,000	300,800	0	915,200	0	304,000
909	MUN	159-106-018	ROCHESTER	2ND ST SW CONCRETE PAVEMENT FROM 11TH AVENUE SW TO 6TH AVENUE SW	0.4	RS	CONCRETE OVERLAY	STP	3,500,000	2,500,000	0	0	0	1,000,000
910	MUN	159-123-007	ROCHESTER	16TH ST SE CONCRETE PAVEMENT FROM TH 63 TO 3RD AVENUE SE	0.3	RS	CONCRETE OVERLAY	STP	2,200,000	1,100,000	0	0	0	1,100,000
911	TH 14	5501-35AC	MN/DOT	HEAVY BIT. OVERLAY FROM CSAH 5 (BYRON) TO TH 52 - AC PAYBACK (1 OF 1)	16.1	RS	BITUMINOUS OVERLAY	NHS	4,400,000	4,400,000	0	0	0	0
916	TH 52	8826-47	MN/DOT	STAGE 2 - ACCESS MANAGEMENT & AT-GRADE INTERSECTION SAFETY -IMPROVEMENTS - GOODHUE COUNTY - AC PROJECT - PAYBACK IN 2014	28.6	SC	GRADE AND SURFACE	STP	3,676,954	2,901,563	200,000	0	775,391	0
921	TH 247	5512-08	MN/DOT	BITUMINOUS MILL & OVERLAY FROM JCT. T.H. 63 TO JCT. T.H. 42 - AC PROJECT - PAYBACK IN 2014	12.6	RS	MILL AND OVERLAY	STP	600,000	0	2,400,000	0	600,000	0
									\$23,518,356	\$11,369,563	\$2,600,000	\$2,669,260	\$1,375,391	\$8,104,142

Seq #	Route System	Project Number	Agency	Description	Miles	Program	Type of Work	Proposed Funds	Total	FHWA	AC	FTA	TH	Other
929	BB	TRF-0047-14A	ROCHESTER	SECT 5307: ROCHESTER DAR TRANSIT OPERATING ASSISTANCE	0.0	B9	OPERATE BUS	LF	771,387	0	0	0	0	771,387
930	BB	TRF-0047-14B	ROCHESTER	SECT 5307: ROCHESTER RR TRANSIT OPERATING ASSISTANCE	0.0	B9	OPERATE BUS	FTA	6,742,976	0	0	1,735,856	0	5,007,120
931	BB	TRF-0047-14C	ROCHESTER	SECT 5307/5309: ELECTRONIC FAREBOXES/OTHER ITS	0.0	B9	BUS GRANT CAPITAL IMPROVEMENT	FTA	1,500,000	0	0	1,200,000	0	300,000
932	BB	TRF-0047-14D	ROCHESTER	SECT 5307: CONSTRUCT PARK & RIDE STRUCTURED PARKING	0.0	B9	BUS GRANT CAPITAL IMPROVEMENT	FTA	5,000,000	0	0	4,000,000	0	1,000,000
935	BB	TRF-2497-14	MN/DOT	SECT 5311: CITY OF STEWARTVILLE TRANSIT OPERATING ASSISTANCE	0.0	OB	OPERATE BUS	FTA	77,210	0	0	18,204	0	59,006
942	BB	TRS-0047-14A	ROCHESTER	ROCHESTER DAR - PURCHASE 2 BUSES (CLASS 600)	0.0	B9	PURCHASE BUS	STP FTA	430,000	172,000	0	172,000	0	86,000
943	BB	TRS-0047-14B	ROCHESTER	ROCHESTER RR - PURCHASE 3 BUSES (CLASS 700)	0.0	TR	PURCHASE BUS	STP FTA	1,205,439	125,000	0	839,351	0	241,088
960	MUN	159-158-002	ROCHESTER	PAVEMENT WIDENING - 55TH ST. NW - 50TH AVE. NW TO CSAH 22	1.0	RC	GRADE AND SURFACE	STP	1,600,000	1,280,000	0	0	0	320,000
967	TH 52	8826-47AC	MN/DOT	STAGE 2 - ACCESS MANAGEMENT & AT-GRADE INTERSECTION SAFETY -IMPROVEMENTS - GOODHUE COUNTY - AC PAYBACK (1 OF 1)	28.6	SC	GRADE AND SURFACE	STP	200,000	200,000	0	0	0	0
975	TH 247	5512-08AC	MN/DOT	BITUMINOUS MILL & OVERLAY FROM JCT. T.H. 63 TO JCT. T.H. 42 - AC PAYBACK (1 OF 1)	12.6	RS	MILL AND OVERLAY	STP	2,400,000	2,400,000	0	0	0	0
									\$19,927,012	\$4,177,000	\$0	\$7,965,411	\$0	\$7,784,601

Transportation Enhancement Activities (TEA)

**TRANSPORTATION ENHANCEMENT ACTIVITIES
(TEA)**

Transportation Enhancement funding is a portion of the state's federal STP funds that is available only for projects in one or more of twelve exclusive project categories and is subject to the same general eligibility requirements associated with other federally funded transportation projects. For the 2011-2014 STIP, enhancement projects were solicited, ranked and selected within the ATP process. The projects were then incorporated into the ATIPs. The Enhancement funding included in the 2011-2014 STIP is shown in Figure A-2.

Figure A-2 TRANSPORTATION ENHANCEMENT FUNDING BY YEAR (\$ MILLIONS)					
	2011	2012	2013	2014	TOTAL*
Federal Highway Funds	25.2	14.3	13.3	17.0	69.8

* May not add due to rounding.

This page left blank intentionally

Enhancement Projects
Fiscal Year: 2011

STIP for FY 2011-2014

Seq #	ATP	Route System	Project Number	Agency	Description	Miles	Program	Type of Work	Proposed Funds	Total	FHWA	AC	FTA	State	Other
22	1	EN	036-596-002	LITTLEFORK	STREETSCAPE IMPROVEMENTS ON TH 217 IN LITTLEFORK	0.0	EN	HISTORIC PRESERVATION	TEA	128,000	102,000	0	0	0	26,000
24	1	EN	038-595-003	LAKE COUNTY	MALLET 229 STEAM ENGINE RESTORATION	0.0	EN	HISTORIC PRESERVATION	TEA	250,000	200,000	0	0	0	50,000
28	1	EN	069-595-006	ST LOUIS COUNTY	IMPROVEMENTS TO DULUTH TRAIN DEPOT, HISTORIC PRESERVATION	0.0	EN	HISTORIC PRESERVATION	TEA	600,000	400,000	0	0	0	200,000
35	1	PED/BIKE	092-090-027	MNDNR	CONSTRUCTION GITCHI GAMI STATE TRAIL, LUTSEN PHASE CO RD 34 TO SKI HILL RD	1.5	EN	PED/BIKE IMPROVEMENT	TEA	1,020,374	816,299	0	0	0	204,075
43	1	PED/BIKE	129-090-006	GRAND RAPIDS	TIOGA TO TH 169 MULTI-USE PED/BIKE TRAIL	1.0	EN	PED/BIKE IMPROVEMENT	TEA	156,250	125,000	0	0	0	31,250
70	1	TH 999	8821-206	MNDOT	**ADA** DISTRICTWIDE ACCESSIBILITY IMPROVEMENTS	0.0	EN	SPOT IMPROVEMENT	TEA	732,050	585,640	0	0	146,410	0
198	2	PED/BIKE	045-090-002	LOCAL	MIDDLE RIVER - STEVE HOLMES MEMORIAL WALK - PED/BIKE TRAIL	1.4	EN	PEDESTRIAN BIKE TRAIL	TEA	200,000	160,000	0	0	0	40,000
204	2	PED/BIKE	105-090-005	BEMIDJI	BEMIDJI - MIDWAY RD BR 2366 REHAB FOR USE AS A PED/BIKE BRIDGE	0.0	EN	PEDESTRIAN BIKE BRIDGE	TEA	258,000	160,000	0	0	0	98,000
208	2	PED/BIKE	119-120-009	EAST GRAND FORKS	EAST GRAND FORKS - SIDEWALK CONNECTION ACROSS US TH 2 FOR PED/BIKE TRAIL	0.8	EN	PEDESTRIAN BIKE TRAIL	TEA	147,000	116,000	0	0	0	31,000
371	3	PED/BIKE	011-090-003	CASS COUNTY	JCT CASS CO CR 163 & TH 371 TO TH 371 & CHRISTMAS POINT RD, PHASE II OF SHINGOBBE TRAIL CONNECTING PAUL BUNYAN TRAIL & HEARTLAND TRAIL IN WALKER	1.7	EN	PEDESTRIAN BIKE TRAIL	TEA	350,000	251,000	0	0	0	99,000
402	3	PED/BIKE	086-090-003	WRIGHT COUNTY	CONSTRUCT BIKE/PEDESTRIAN TRAIL FACILITIES ALONG WRIGHT CSAH 19 & RIVER ROAD IN HANOVER (PHASE 1A)	4.0	EN	PEDESTRIAN BIKE TRAIL	TEA	350,498	280,398	0	0	0	70,100
408	3	PED/BIKE	108-090-001	BRAINERD	CONSTRUCT CUYUNA LAKES STATE TRAIL ALONG COLLEGE DR, EAST RIVER ROAD TO S 5TH ST/QUINCE, ALONG S 5TH ST, QUINCE TO PINE ST & KIWANIS TRAIL CONNECTION IN BRAINERD	0.4	EN	PEDESTRIAN BIKE TRAIL	TEA	360,750	288,300	0	0	0	72,450
410	3	PED/BIKE	162-090-005	ST CLOUD	EXTEND BEAVER ISLAND BIKE/PED TRAIL, ST CLOUD CIVIC CENTER TO HESTER PARK ALONG MISSISSIPPI RIVER IN ST CLOUD	0.9	EN	PEDESTRIAN BIKE TRAIL	TEA	3,050,000	493,465	0	0	0	2,556,535
419	3	PED/BIKE	245-090-002	ISANTI	CONSTRUCT TRAIL FROM 8TH AVE. SE TO 6TH AVE. SE & FROM RICHARD AVE. NE TO CREDIT UNION DR. NE IN ISANTI (AC PROJECT, PAYBACK IN 2013)	0.6	EN	PEDESTRIAN BIKE TRAIL	TEA	338,134	0	150,000	0	0	338,134
437	3	TH 169	1804-53	CROW WING COUNTY	HISTORIC OVERLOOK WALL RESTORATION AT GARRISON WAYSIDE IN GARRISON	0.0	EN	HISTORIC PRESERVATION	TEA	757,502	617,002	0	0	140,500	0
438	3	TH 169	1804-54	CROW WING COUNTY	\$\$\$ DEWATERING SYSTEM CONSTRUCTION AT GARRISON WAYSIDE IN GARRISON (ARRA PROJECT)	0.0	EN	HISTORIC PRESERVATION	TEA STP	444,000	424,500	0	0	19,500	0

Enhancement Projects
Fiscal Year: 2011

STIP for FY 2011-2014

Seq #	ATP	Route System	Project Number	Agency	Description	Miles	Program	Type of Work	Proposed Funds	Total	FHWA	AC	FTA	State	Other
620	4	PED/BIKE	021-090-004	DOUGLAS COUNTY	NEAR ALEXANDRIA ADJACENT TO HIGHWAY 29 FROM DOUGLAS COUNTY ROAD 85 TO BIRCH BEACH, CONSTRUCTION OF BIKE TRAIL	0.8	EN	PED/BIKE IMPROVEMENT	TEA	270,000	216,000	0	0	0	54,000
622	4	PED/BIKE	092-090-042	SWIFT COUNTY	APPLETON TO MILAN PED/BIKE TRAIL - PHASE II	4.0	EN	PEDESTRIAN BIKE TRAIL	TEA	375,000	300,000	0	0	0	75,000
625	4	PED/BIKE	144-090-014	MOORHEAD	20TH STREET & BNSF PED UNDERPASS AT 40TH AVE, BRIDGE 14K12	0.1	EN	ENHANCEMENT	TEA	490,000	392,000	0	0	0	98,000
776	6	PED/BIKE	050-623-001	MOWER COUNTY	REHABILITATE/RESTORE BR 5368 (ROOSEVELT BRIDGE)	0.1	EN	PEDESTRIAN BIKE BRIDGE	TEA	1,000,000	680,000	0	0	0	320,000
789	6	PED/BIKE	125-090-002	FARIBAULT	NORTHERN LINK MULTI PURPOSE TRAIL	2.1	EN	PEDESTRIAN BIKE TRAIL	TEA	669,648	535,718	0	0	0	133,930
792	6	PED/BIKE	236-090-001	LA CRESCENT	WAGON WHEEL TRAIL, PHASE 1	1.0	EN	PEDESTRIAN BIKE TRAIL	TEA	545,500	436,400	0	0	0	109,100
998	7	PED/BIKE	017-090-001	COTTONWOOD COUNTY	BIKE/PED TRAIL AROUND MT LAKE IN COTTONWOOD CO (SURFACING) (FED\$CAPPED)	4.4	EN	PEDESTRIAN BIKE TRAIL	TEA	500,000	400,000	0	0	0	100,000
1005	7	PED/BIKE	032-090-005	JACKSON COUNTY	FORT BELMONT - BIKE TRAIL IN THE CITY OF JACKSON (FED\$CAPPED)	1.5	EN	PEDESTRIAN BIKE TRAIL	TEA	176,600	141,280	0	0	0	35,320
1006	7	PED/BIKE	032-090-008	JACKSON COUNTY	SPRINGFIELD PARKWAY TRAIL IN THE CITY OF JACKSON (FED\$CAPPED)	1.6	EN	PEDESTRIAN BIKE TRAIL	TEA	117,000	93,600	0	0	0	23,400
1018	7	PED/BIKE	165-090-004	ST PETER	TRAIL FROM BROADWAY/GARDNER ST TO NICOLLET/JEFFERSON ST IN THE CITY OF ST PETER (FED\$CAPPED)	0.0	EN	PEDESTRIAN BIKE TRAIL	TEA	148,050	118,440	0	0	0	29,610
1037	7	I 90	8827-87	MNDOT	PRAIRIE PASSAGE, GRASS PLANTINGS AT 3 I90 REST AREAS	0.0	EN	LANDSCAPING	TEA	405,368	324,294	0	0	81,074	0
1038	7	TH 999	8827-98	MNDOT	MITIGATION OF STORMWATER SEDIMENT RUNOFF - 8 SITES	0.0	EN	MISCELLANEOUS	TEA	365,800	292,640	0	0	73,160	0
1179	8	PED/BIKE	207-090-002	REDWOOD FALLS	REDWOOD FALLS TRAIL PROJECT II, FROM NORMANDALE STREET & CONNECT TO THE EXISTING TRAIL THAT GOES TO RACC SCHOOLS WHICH WAS CONSTRUCTED IN 2008	1.0	EN	PEDESTRIAN BIKE TRAIL	TEA	116,622	93,298	0	0	0	23,324
1180	8	PED/BIKE	226-090-001	GLENCOE	RECREATIONAL TRAIL, GLENCOE TO CSAH 1	1.0	EN	PEDESTRIAN BIKE TRAIL	TEA	276,702	221,362	0	0	0	55,340
1385	M	PED/BIKE	010-090-003	CARVER COUNTY	W PARKING LOT, MINNEWASHTA REG PARK, TO MINNETONKA W MIDDLE SCHOOL INCLUDING UNDERPASS, TH 41, CHANHASSEN-CONSTRUCT PED/BIKE TRAIL, UNDERPASS, ETC	2.6	EN	PEDESTRIAN BIKE TRAIL	TEA	1,362,500	1,090,000	0	0	0	272,500

Enhancement Projects
Fiscal Year: 2011

STIP for FY 2011-2014

Seq #	ATP	Route System	Project Number	Agency	Description	Miles	Program	Type of Work	Proposed Funds	Total	FHWA	AC	FTA	State	Other
1390	M	PED/BIKE	019-623-028	DAKOTA COUNTY	ON THE CEDAR AVE TRANSITWAY FROM 181ST IN LAKEVILLE TO 138TH IN APPLE VALLEY-LIGHTING, LANDSCAPING, OTHER IMENITIES (AC PROJECT, PAYBACK IN 2013)	4.3	EN	PEDESTRIAN BIKE TRAIL	TEA	2,000,000	0	1,020,000	0	0	2,000,000
1409	M	PED/BIKE	082-090-002	WASHINGTON COUNTY	OVER WASHINGTON CO RD 83(11TH AVE SW), FOREST LAKE-CONSTRUCT MULTI-MODAL BR FOR HARDWOOD CREEK REG TRAIL, ETC	0.2	EN	PEDESTRIAN BIKE TRAIL	TEA	926,500	741,200	0	0	0	185,300
1418	M	PED/BIKE	091-090-047	DAKOTA COUNTY	PINE BEND BLUFFS TRAILHEAD TO 117TH ST, INVER GROVE HTS-CONSTRUCT MISS RIVER REGIONAL PED/BIKE TRAIL	1.5	EN	PEDESTRIAN BIKE TRAIL	TEA	1,179,140	943,312	0	0	0	235,828
1419	M	PED/BIKE	091-090-048	DAKOTA COUNTY	CAHILL AVE TO PINE BEND BLUFFS TRAILHEAD, INVER GROVE HTS-CONSTRUCT MISS RIVER REGIONAL PED/BIKE TRAIL	1.0	EN	PEDESTRIAN BIKE TRAIL	TEA	606,000	484,800	0	0	0	121,200
1420	M	PED/BIKE	091-090-049	THREE RIVERS PARK DISTRICT	BELTLINE BLVD, ST LOUIS PARK-CONSTRUCT BRIDGE ON HOPKINS TO MIDTOWN GREENWAY REGIONAL LRT TRAIL	0.0	EN	PEDESTRIAN BIKE BRIDGE	TEA	1,284,000	1,027,200	0	0	0	256,800
1422	M	PED/BIKE	091-090-056	SAINT PAUL PARKS & REC	CHEROKEE REGIONAL PARK-CONSTRUCT PED/BIKE TRAIL, OVERLOOKS, ETC ALONG S BLUFF OF MISS RIVER	1.3	EN	PEDESTRIAN BIKE TRAIL	TEA	2,640,000	1,090,000	0	0	0	1,550,000
1423	M	PED/BIKE	091-090-059	DAKOTA COUNTY	MISS RIVER REG TR, 117TH ST TO SPRING LK REG PARK, ROSEMOUNT-CONSTRUCT PED/BIKE TRAIL, ETC	3.7	EN	PEDESTRIAN BIKE TRAIL	TEA	1,592,763	1,090,000	0	0	0	502,763
1424	M	PED/BIKE	091-090-060	RAMSEY COUNTY PARKS	ALONG LOWER AFTON RD, MCKNIGHT RD TO PT DOUGLAS RD, ST PAUL-CONSTRUCT PAVED PED/BIKE TRAIL	1.0	EN	PEDESTRIAN BIKE TRAIL	TEA	981,000	784,800	0	0	0	196,200
1425	M	PED/BIKE	091-090-063	DAKOTA COUNTY	CAHILL AVE TO PINE BEND BLUFFS TRAILHEAD, INVER GROVE HTS-PURCHASE RW	1.0	EN	RIGHT OF WAY	TEA	60,000	48,000	0	0	0	12,000
1430	M	PED/BIKE	107-090-005	BLOOMINGTON	LONG MEADOW LAKE, BLOOMINGTON-REPLACE BR 3145 ON OLD CEDAR AVE WITH A PED/BIKE BOARDWALK	0.0	EN	PED/BIKE IMPROVEMENT	TEA	3,210,000	1,070,000	0	0	0	2,140,000
1431	M	PED/BIKE	107-090-006	BLOOMINGTON	20TH AVE TO 22ND AVE, BLOOMINGTON-CONSTRUCT PED/BIKE BRIDGE OVER KILLEBREW DR SO OF MALL OF AMERICA	0.0	EN	PEDESTRIAN BIKE BRIDGE	TEA	1,980,000	1,008,000	0	0	0	972,000
1435	M	PED/BIKE	120-020-037	EDINA	LYNMAR LANE TO E OF FRANCE AVE NEAR 72ND ST S, EDINA-CONSTRUCT PED/BIKE BRIDGE OVER FRANCE AVE, 600 FT TRAIL, ETC	0.1	EN	PED/BIKE IMPROVEMENT	TEA	2,180,000	1,090,000	0	0	0	1,090,000
1437	M	EN	138-010-012	RAM-WASH METRO WATER DIST	KELLER LAKE WATER-QUALITY IMPROVEMENT PROJECT-MITIGATE HWY 36 & HWY 61 RUNOFF BY CHANNELING STORMWATER THROUGH 3 WETLAND TREATMENT PONDS	0.0	EN	ENHANCEMENT	TEA	310,322	248,258	0	0	0	62,064

Enhancement Projects
Fiscal Year: 2011

STIP for FY 2011-2014

Seq #	ATP	Route System	Project Number	Agency	Description	Miles	Program	Type of Work	Proposed Funds	Total	FHWA	AC	FTA	State	Other
1438	M	PED/BIKE	141-020-107E	MINNEAPOLIS	ALONG CEDAR & FRANKLIN AVES, MPLS-IMPROVE PED ACCESS & SAFETY BY INSTALLING LIGHTING, IMPROVING STREET X-INGS, SIGNING, ETC	0.0	EN	SPOT IMPROVEMENT	TEA	1,050,000	840,000	0	0	0	210,000
1462	M	EN	164-020-113	SAINT PAUL	ALONG UNIV AVE FROM RICE ST TO HENN/RAMSEY CO LINE IN ST PAUL-STREETSCAPE FOR CCLRT, LIGHTING, BENCHES, ETC	5.0	EN	ENHANCEMENT	TEA	1,300,000	1,040,000	0	0	0	260,000
1466	M	PED/BIKE	164-090-010	SAINT PAUL	W SIDE OF LEXINGTON PKWY, MINNEHAHA AVE TO ENERGY PARK DR, ST PAUL-CONSTRUCT OFF-ROAD PED/BIKE FACILITY, LIGHTING, SIGNING, ETC	0.5	EN	PEDESTRIAN BIKE TRAIL	TEA	1,712,000	1,070,000	0	0	0	642,000
1468	M	EN	164-595-001AC	ST PAUL	UPPER LANDING PARK, MISSISSIPPI RIVERBANK IMPROVEMENTS (AC PAYBACK 1 OF 1)	0.2	EN	ENHANCEMENT	TEA	1,336,291	1,336,291	0	0	0	0
1469	M	EN	164-595-002AC	ST PAUL	HARVEST STATES/HIGH BRIDGE BARGE FLEETING AREA, MISSISSIPPI RIVERBANK IMPROVEMENTS(AC PAYBACK 1 OF 1)	0.3	EN	ENHANCEMENT	TEA	668,496	668,496	0	0	0	0
1470	M	EN	164-595-004AC	ST PAUL PARK/REC	COMMERCIAL NAVIGATION INTERPRETIVE MISSISSIPPI RIVER OVERLOOK(AC PAYBACK 1 OF 1)	0.0	EN	ENHANCEMENT	TEA	249,373	249,373	0	0	0	0
									41,227,233	\$25,184,366	\$1,170,000	\$0	\$460,644	\$15,582,223	

Enhancement Projects
Fiscal Year: 2012

STIP for FY 2011-2014

Seq #	ATP	Route System	Project Number	Agency	Description	Miles	Program	Type of Work	Proposed Funds	Total	FHWA	AC	FTA	State	Other
85	1	PED/BIKE	016-030-003	GRAND PORTAGE BAND	GRAND PORTAGE RESERVATION TRAILS	1.3	EN	PED./BIKE IMPROVEMENT	TEA	375,000	300,000	0	0	0	75,000
92	1	PED/BIKE	092-090-038	MNDNR	GITCHI GAMI TRAIL-BEAVER RIVER BRIDGE & W RD SEGMENT, PED/BIKE BRIDGE & TRAIL	1.0	EN	PEDESTRIAN BIKE BRIDGE	TEA	1,644,500	500,000	0	0	0	1,144,500
93	1	PED/BIKE	118-090-016	DULUTH	LAKEWALK EXTENSION PHASE IV, 60TH AVE E TO TH 61, PED/BIKE FACILITY	1.0	EN	PEDESTRIAN BIKE BRIDGE	TEA	657,928	526,342	0	0	0	131,586
94	1	PED/BIKE	118-090-017	DULUTH	LAKEWALK EXTENSION PHASE V, TH 61 TO BRIGHTON BEACH, PED/BIKE	0.5	EN	PEDESTRIAN BIKE BRIDGE	TEA	812,500	650,000	0	0	0	162,500
237	2	EN	004-595-002	BELTRAMI COUNTY	LADY SLIPPER SCENIC BYWAY WAYSIDE INTERPRETIVE SITES	0.0	EN	ENHANCEMENT	TEA	315,000	94,500	0	0	0	220,500
242	2	PED/BIKE	045-608-007	MARSHALL COUNTY	WELCOME TO NEWFOLDEN PED/BIKE TRAIL	0.5	EN	PED./BIKE IMPROVEMENT	TEA	441,056	160,000	0	0	0	281,056
243	2	PED/BIKE	045-628-008	MARSHALL COUNTY	WELCOME TO NEWFOLDEN PED/BIKE TRAIL, PHASE II	0.8	EN	PEDESTRIAN BIKE TRAIL	TEA	279,259	156,878	0	0	0	122,381
250	2	PED/BIKE	119-090-006	EAST GRAND FORKS	EAST GRAND FORKS PED/BIKE PATH CONNECTION, 5TH AVE NW UNDERPASS TO INTERSECTION 12TH ST NW & 8TH AVE NW	0.3	EN	PEDESTRIAN BIKE TRAIL	TEA	145,000	90,000	0	0	0	55,000
475	3	PED/BIKE	071-090-001	SHERBURNE COUNTY	SHERBURNE CSAH 9 TO PRINCETON, CONSTRUCT PHASE I OF GREAT NORTHERN TRAIL	3.5	EN	PEDESTRIAN BIKE TRAIL	TEA	330,000	118,400	0	0	0	211,600
477	3	PED/BIKE	073-090-008	STEARNS COUNTY	CONSTRUCT BIKE/PED TRAIL, E CITY LIMITS OF RICHMOND TO E CITY LIMITS OF COLD SPRING, PHASE I OF ROCORI TRAIL	5.3	EN	PEDESTRIAN BIKE TRAIL	TEA	658,705	526,964	0	0	0	131,741
478	3	PED/BIKE	073-090-009	STEARNS COUNTY	CREST RIDGE RD TO CHERRYWOOD RD S OF PAYNESVILLE, CONSTRUCT PHASE 7 OF LAKE KORONIS TRAIL	2.0	EN	PEDESTRIAN BIKE TRAIL	TEA	355,300	284,240	0	0	0	71,060
480	3	PED/BIKE	092-090-036	MNDNR	CONSTRUCT 2.4 MI OF GLACIAL LAKES TRAIL BETWEEN RICHMOND & 178TH AVE W OF COLD SPRING	2.4	EN	PEDESTRIAN BIKE TRAIL	TEA	400,000	199,104	0	0	0	200,896
658	4	EN	056-090-007	OTTER TAIL COUNTY	PHELPS MILL BRIDGE RESTORATION	0.0	EN	BRIDGE REPAIR	TEA	695,600	345,630	0	0	0	349,970
659	4	PED/BIKE	056-596-002	OTTER TAIL COUNTY	PEDESTRIAN/BIKE TRAIL IN CITY OF OTTERTAIL FROM MAPLE STREET TO WILLOW STREET	0.0	EN	PEDESTRIAN BIKE TRAIL	TEA	296,500	237,200	0	0	0	59,300
844	6	PED/BIKE	055-090-002	OLMSTED COUNTY	MAYOWOOD RD (OLMSTED CO RD 125) TRAIL & TRAILHEAD DEVELOPMENT	0.9	EN	PEDESTRIAN BIKE TRAIL	TEA	405,283	271,540	0	0	0	133,743
852	6	PED/BIKE	159-090-017	ROCHESTER	TRAIL BRIDGE ACROSS OLSTED CSAH 4/VALLEY HIGH DR	0.0	EN	ENHANCEMENT	TEA	641,460	441,460	0	0	0	200,000

Enhancement Projects
Fiscal Year: 2012

STIP for FY 2011-2014

Seq #	ATP	Route System	Project Number	Agency	Description	Miles	Program	Type of Work	Proposed Funds	Total	FHWA	AC	FTA	State	Other
1061	7	PED/BIKE	053-610-008	NOBLES COUNTY	ALONG CSAH 10 FROM INT. OF CSAH 10 & CSAH 35 TO 1.47 MI SOUTH (OLSON PARK), CONSTRUCT WEST WORTHINGTON TRAIL FOR PEDS & BIKES (FED \$ CAPPED)	1.5	EN	PEDESTRIAN BIKE TRAIL	TEA	729,997	400,000	0	0	0	329,997
1062	7	PED/BIKE	067-090-005	ROCK COUNTY	UNDERPASS OF TH 75 IN LUVERNE, ALONG CSAH 5	0.1	EN	PEDESTRIAN BIKE BRIDGE	TEA	343,020	274,416	0	0	0	68,604
1064	7	PED/BIKE	072-090-001	SIBLEY	GAYLORD TRAIL, PHASE II AROUND CITY STORM POND TO TH 5/19 & TO LINCOLN AVE THEN TO S EDGE GAME PROTECTIVE LEAGUE	2.0	EN	PEDESTRIAN BIKE TRAIL	TEA	438,970	260,130	0	0	0	178,840
1066	7	PED/BIKE	177-090-005	WORTHINGTON	FROM CENNTENIAL PARK AT THE INT OF CSAH 25 & CSAH 35 TO WORTHINGTON MIDDLE SCHOOL AT THE INT OF CSAH 10 & CSAH 35, CONSTRUCT WORTHINGTON TRAIL FOR PEDS & BIKES	0.8	EN	PEDESTRIAN BIKE TRAIL	TEA	491,290	342,200	0	0	0	149,090
1222	8	PED/BIKE	043-090-001	MCLEOD COUNTY	MCLEOD CSAH 1 TO BUFFALO CREEK, CONSTRUCT BIKE/PED TRAIL	1.7	EN	PEDESTRIAN BIKE TRAIL	TEA	277,000	221,600	0	0	0	55,400
1601	M	PED/BIKE	010-090-002	CARVER COUNTY	MAYER TO CARVER/MCLEOD CO LINE-CONSTRUCT CARVER CO DAKOTA RAIL LINE PED/BIKE TRAIL ON ABANDONED DAKOTA RAIL LINE CORRIDOR	6.0	EN	PEDESTRIAN BIKE TRAIL	TEA	1,478,400	1,120,000	0	0	0	358,400
1609	M	EN	091-070-015	ST PAUL PARK/REC	INTERPRETIVE SITE OF PEDESTRIAN BR L-5853 OVER FORMER COMO/HARRIET STREETCAR LINE, COMO PARK	0.0	EN	ENHANCEMENT	TEA	1,214,080	719,488	0	0	0	494,592
1610	M	PED/BIKE	091-090-057	DAKOTA COUNTY	MISS RIVER REG TR, SCHARRS BLUFF TO MISS RIVER, SPRING LK RARK RESERVE, NININGER TWP- CONSTRUCT PED/BIKE TR & TRAILHEAD FACILITY, ETC	1.6	EN	PED/BIKE IMPROVEMENT	TEA	1,290,240	1,032,192	0	0	0	258,048
1611	M	PED/BIKE	091-090-058	DAKOTA COUNTY	TH 110 TO GARLOUGH ELEMENTARY, WEST ST PAUL-CONSTRUCT N URBAN REG TR INCLUDING UNDERPASS	1.1	EN	PEDESTRIAN BIKE TRAIL	TEA	992,600	794,080	0	0	0	198,520
1612	M	EN	141-080-042	MINNEAPOLIS	HENN AVE TO CEDAR AVE, MPLS- REHABILITATE/PRESERVE HISTORIC BRS WHICH ARE OVER MIDTOWN GREENWAY	0.0	EN	BRIDGE REPAIR OTHER	TEA	1,400,000	1,120,000	0	0	0	280,000
1619	M	PED/BIKE	164-020-109	SAINT PAUL	RAYMOND AVE, UNIVERSITY AVE TO HAMPDEN ST, ST PAUL-PEDESTRIAN STREETScape IMPROVEMENTS, ETC	0.4	EN	PED/BIKE IMPROVEMENT	TEA	1,612,800	1,075,200	0	0	0	537,600
2022	C	TH 24	4711-20C	MNDOT	**ELLA** - REHAB & RELOCATE BRIDGE 5388 TO LAKE LOUIS STATE PARK IN MOWER COUNTY	0.0	EN	BRIDGE REHABILITATION	TEA	2,550,000	2,040,000	0	0	160,000	350,000
										21,271,488	14,301,564	\$0	\$0	160,000	6,809,924

Enhancement Projects
Fiscal Year: 2013

STIP for FY 2011-2014

Seq #	ATP	Route System	Project Number	Agency	Description	Miles	Program	Type of Work	Proposed Funds	Total	FHWA	AC	FTA	State	Other
122	1	PED/BIKE	038-090-004	LAKE COUNTY	TWO HARBORS TRAIL SYSTEM RR UNDERPASS BRIDGE	0.4	EN	PED/BIKE IMPROVEMENT	TEA	429,149	343,319	0	0	0	85,830
126	1	PED/BIKE	091-090-065	FOND DU LAC RESERVATION	FOND DU LAC TO CLOQUET TRAIL CONNECTION, PED/BIKE TRAIL	1.6	EN	PED/BIKE IMPROVEMENT	TEA	400,000	297,357	0	0	0	102,643
128	1	TH 1	098-010-004	EFFIE	ELLA STREETSCAPE IMPROVEMENTS, TH 1, EFFIE (TH 3101-33)	0.0	EN	HISTORIC PRESERVATION	TEA	146,200	116,960	0	0	0	29,240
130	1	PED/BIKE	118-090-002	DULUTH	CROSS CITY/MUNGER TRAIL CONNECTION DULUTH PHASE II, WASECA INDUSTRIAL BLVD TO RECYCLE WAY, PED/BIKE FACILITY	2.0	EN	PED/BIKE IMPROVEMENT	TEA	700,000	500,000	0	0	0	200,000
286	2	PED/BIKE	068-090-005	ROSEAU COUNTY	CITY OF ROSEAU - ROSEAU RIVER TRAIL FOR PED/BIKE TRAIL, PHASE III	0.8	EN	PEDESTRIAN BIKE TRAIL	TEA	198,561	158,850	0	0	0	39,711
290	2	PED/BIKE	119-010-005	EAST GRAND FORKS	EAST GRAND FORKS - MULTIPURPOSE TRAIL ON W SIDE OF TH 220 FOR PED/BIKE TRAIL	0.9	EN	PEDESTRIAN BIKE TRAIL	TEA	255,340	204,272	0	0	0	51,068
291	2	PED/BIKE	170-090-001	THIEF RIVER FALLS	THIEF RIVER FALLS - MULTI-USE PED/BIKE TRAIL, PHASE I	1.0	EN	PEDESTRIAN BIKE TRAIL	TEA	203,000	162,400	0	0	0	40,600
536	3	PED/BIKE	245-090-002AC	ISANTI	CONSTRUCT TRAIL FROM 8TH AVE. SE TO 6TH AVE. SE & FROM RICHARD AVE. NE TO CREDIT UNION DR. NE IN ISANTI (AC PAYBACK 1 OF 1)	0.6	EN	PEDESTRIAN BIKE TRAIL	TEA	150,000	150,000	0	0	0	0
701	4	EN	056-090-008	OTTER TAIL COUNTY	BATTLE LAKE TO GLENDALOUGH PARK INTERCONNECTION TRAIL	1.7	EN	PEDESTRIAN BIKE TRAIL	TEA	175,000	175,000	0	0	0	0
906	6	PED/BIKE	092-090-047	DNR	MILL TOWNS TRAIL - BRIDGE	0.1	EN	ENHANCEMENT	TEA	665,000	532,000	0	0	0	133,000
907	6	PED/BIKE	104-090-006	AUSTIN	NATURE CENTER TRAIL - PHASE III	0.7	EN	ENHANCEMENT	TEA	270,490	216,392	0	0	0	54,098
1097	7	PED/BIKE	032-090-007	JACKSON COUNTY	LOON LAKE TRAIL IN JACKSON CO, PHASE 3	1.2	EN	PEDESTRIAN BIKE TRAIL	TEA	203,344	162,675	0	0	0	40,669
1099	7	PED/BIKE	040-090-001	LE SUEUR COUNTY	TRAIL IN THE CITY OF LE SUEUR, ALONG KINGSWAY DRIVE & BORIGHT STREET CONNECTING WITH A DIRT TRAIL & EXISTING SIDEWALK	1.7	EN	PEDESTRIAN BIKE TRAIL	TEA	275,162	220,129	0	0	0	55,033
1102	7	PED/BIKE	072-090-002	SIBLEY	BRIDGES FOR PRAIRIE LINE TRAIL, ALONG CO RD 166 (PHASE 2A)	0.0	EN	PEDESTRIAN BIKE BRIDGE	TEA	616,000	400,000	0	0	0	216,000
1117	7	LOCAL 999	8807-EN-13	LOCAL	SETASIDE FOR ENHANCEMENT PROJECTS - 2013	0.0	EN	ENHANCEMENT	TEA	349,839	279,871	0	0	0	69,968
1259	8	PED/BIKE	043-090-002	MCLEOD COUNTY	MCLEOD CSAH 1 TO BUFFALO CREEK (BUFFALO HIGHLAND RECREATIONAL TRAIL), GLENCOE PHASE 2, CONSTRUCT BIKE/PED TRAIL	1.7	EN	PEDESTRIAN BIKE TRAIL	TEA	195,630	156,500	0	0	0	39,130
1261	8	PED/BIKE	139-090-004	MARSHALL	TH 19 TO CLARICE AVE (MARSHALL E TRAIL), CONSTRUCT BIKE/PED TRAIL (PHASE III)	1.2	EN	PEDESTRIAN BIKE TRAIL	TEA	261,000	174,870	0	0	0	86,130
1262	8	PED/BIKE	175-090-005	WILLMAR	DOWNTOWN WILLMAR TO ROBBINS ISLAND CONNECTION, CONSTRUCT BIKE/PED TRAIL	1.0	EN	PEDESTRIAN BIKE TRAIL	TEA	177,017	135,064	0	0	0	41,953

Enhancement Projects
Fiscal Year: 2013

STIP for FY 2011-2014

Seq #	ATP	Route System	Project Number	Agency	Description	Miles	Program	Type of Work	Proposed Funds	Total	FHWA	AC	FTA	State	Other
1732	M	PED/BIKE	002-614-035	ANOKA COUNTY	OVER 35W IN LINO LAKE-CONSTRUCT PED/BIKE BRIDGE ALONG CSAH 14	0.1	EN	PEDESTRIAN BIKE BRIDGE	TEA	329,766	263,813	0	0	0	65,953
1734	M	PED/BIKE	010-090-004	CARVER COUNTY	CONNECTION OF LAKE MINNETONKA TR & MINN RIVER BLUFFS LRT REG TR-CONSTRUCT SOUTHWEST REGIONAL TRAIL CONNECTION	0.0	EN	PEDESTRIAN BIKE TRAIL	TEA	556,716	445,373	0	0	0	111,343
1738	M	PED/BIKE	019-090-011	DAKOTA COUNTY	THROUGH THE WESTERN PORTION OF THE SPRING LK PARK RESERVE-CONSTRUCT MISS RIVER REG TRIAL, ETC	3.2	EN	PEDESTRIAN BIKE TRAIL	TEA	1,275,000	1,020,000	0	0	0	255,000
1741	M	PED/BIKE	019-623-028AC	DAKOTA COUNTY	ON THE CEDAR AVE TRANSITWAY FROM 181ST IN LAKEVILLE TO 138TH IN APPLE VALLEY-LIGHTING, LANDSCAPING, OTHER IMENITIES (AC PAYBACK 1 OF 1)	4.3	EN	PEDESTRIAN BIKE TRAIL	TEA	1,020,000	1,020,000	0	0	0	0
1746	M	PED/BIKE	082-090-004	WASHINGTON COUNTY	CONSTRUCT HARDWOOD CREEK REGIONAL TR EXTENSION FROM WASHINGTON CR 8 TO 140TH ST IN HUGO	0.0	EN	ENHANCEMENT	TEA	765,000	612,000	0	0	0	153,000
1750	M	PED/BIKE	091-090-069	MPLS PARK/REC BOARD	ALONG BROWNIE LAKE TR FROM CEDAR LAKE BR TO I-394 IN MINNEAPOLIS-UPGRADE TRAIL, FACILITIES, LIGHTING, ETC	0.0	EN	ENHANCEMENT	TEA	637,500	510,000	0	0	0	127,500
1751	M	PED/BIKE	091-090-070	MPLS PARK/REC BOARD	ALONG DEAN PKWY FROM LAKE OF THE ISLES TO LAKE CALHOUN IN MPLS-TRAIL IMPROVEMENTS, LIGHTING, ETC	1.0	EN	ENHANCEMENT	TEA	701,250	561,000	0	0	0	140,250
1752	M	PED/BIKE	091-090-073	THREE RIVERS PARK DISTRICT	OVER HENNEPIN CSAH 61 IN PLYMOUTH-CONSTRUCTION & RW ACQ FOR A LUCE LINE REGIONAL TR PED/BIKE BRIDGE	0.0	EN	PEDESTRIAN BIKE BRIDGE	TEA	1,760,000	1,020,000	0	0	0	740,000
1753	M	PED/BIKE	092-090-049	DNR	CONNECT LAKE BYLLESBY REG PARK TO STATE TR-CONSTRUCT MILL TOWNS TRAIL PED/BIKE BR OVER CANNON RIVER	0.1	EN	PEDESTRIAN BIKE BRIDGE	TEA	678,300	542,640	0	0	0	135,660
1756	M	PED/BIKE	140-010-007	MENDOTA HTS	AT DODD RD(TH 149) & TH 110 IN MENDOTA HTS-PEDESTRIAN ACCESS IMPROVEMENTS, SAFETY IMPROVEMENTS, ETC	0.0	EN	PED/BIKE IMPROVEMENT	TEA	628,320	502,656	0	0	0	125,664
1757	M	PED/BIKE	141-090-037	MINNEAPOLIS	FROM E 28TH ST TO 11TH AVE S ALONG HIAWATHA LRT TRAIL IN MPLS-LIGHTING	0.0	EN	LIGHTING	TEA	1,275,000	1,020,000	0	0	0	255,000
1762	M	PED/BIKE	194-010-010	CHANHASSEN	AT MINNEWASHTA PKWY & TH 5 IN CHANHASSEN-CONSTRUCT PED/BIKE UNDERPASS	0.0	EN	PEDESTRIAN BIKE BRIDGE	TEA	1,224,000	979,200	0	0	0	244,800
1766	M	PED/BIKE	199-108-003	CITY OF RAMSEY	ALONG MISSISSIPPI RIVER FROM TUNGSTEN ST TO RAMSEY BLVD IN RAMSEY-CONSTRUCT MISSISSIPPI RIVER TRAIL	1.9	EN	ENHANCEMENT	TEA	509,487	387,808	0	0	0	121,679
										\$17,031,071	\$13,270,149	\$0	\$0	\$0	\$3,760,922

Enhancement Projects
Fiscal Year: 2014

STIP for FY 2011-2014

Seq #	ATP	Route System	Project Number	Agency	Description	Miles	Program	Type of Work	Proposed Funds	Total	FHWA	AC	FTA	State	Other
159	1	EN	038-090-007	BEAVER BAY	BEAVER BAY TRAILHEAD FACILITY	0.0	EN	BUILDINGS	TEA	500,000	400,000	0	0	0	100,000
163	1	PED/BIKE	069-090-028	ELY	ELY TREZONA (MESABI) TRAIL CONNECTION, PED/BIKE TRAIL	0.5	EN	PED/BIKE IMPROVEMENT	TEA	186,300	149,040	0	0	0	37,260
165	1	EN	091-070-021	ARDC	HELMET HERO BICYCLE EDUCATION	0.0	EN	PED/BIKE IMPROVEMENT	TEA	71,868	57,494	0	0	0	14,374
166	1	PED/BIKE	118-090-019	DULUTH	CROSS CITY/MUNGER TRAIL TO LAKEWALK CONNECTION PHASE III, RECYCLE WAY TO JENSWOLD ST., PED/BIKE FACILITY	0.7	EN	PED/BIKE IMPROVEMENT	TEA	700,000	500,000	0	0	0	200,000
167	1	EN	134-090-001	INTERNATIONAL FALLS	INTERNATIONAL FALLS AREA GATEWAY CORRIDOR IMPROVEMENT PROJECT, LIGHTING, LANDSCAPING, WAY-FINDING SIGNS	0.0	EN	PED/BIKE IMPROVEMENT	TEA	625,000	500,000	0	0	0	125,000
326	2	PED/BIKE	060-090-002	POLK COUNTY	FOSSTON - MULTI-USE PED/BIKE TRAIL, PHASE I	1.6	EN	PEDESTRIAN BIKE TRAIL	TEA	344,755	275,804	0	0	0	68,951
339	2	LOCAL 999	8802-EN-14	ATP 2	DISTRICTWIDE - ENHANCEMENT PROGRAM - LOCAL - FY 2014	1.0	EN	ENHANCEMENT	TEA	280,250	224,200	0	0	0	56,050
580	3	EN	077-595-001	TODD COUNTY	RESTORATION OF THE EXISTING DEPOT STRUCTURE IN STAPLES	0.0	EN	HISTORIC PRESERVATION	TEA	505,150	404,120	0	0	0	101,030
581	3	PED/BIKE	086-090-004	HANOVER	CONSTRUCT BIKE/PED TRAIL ALONG WRIGHT CSAH 34 FROM BEEBE LAKE REGIONAL PARK IN ST. MICHAEL TO INTERSECTION OF CSAH 19 & 34 IN HANOVER	3.8	EN	PED/BIKE IMPROVEMENT	TEA	973,557	657,500	0	0	0	316,057
733	4	PED/BIKE	056-090-008	OTTER TAIL COUNTY	GLENDALOUGH PARK TRAIL FROM CSAH 89 IN BATTLE LAKE TO CSAH 16	0.5	EN	PEDESTRIAN BIKE TRAIL	TEA	116,255	100,000	0	0	0	16,255
734	4	PED/BIKE	084-090-002	WILKIN COUNTY	LAKE BRECKENRIDGE TRAIL ON WILKIN CSAH 10 FROM BRECKINRIDGE TO LAKE BRECKENRIDGE	0.8	EN	PEDESTRIAN BIKE TRAIL	TEA	406,250	125,000	0	0	0	281,250
736	4	PED/BIKE	144-090-016	MOORHEAD	BIKE/PED BRIDGE REPLACEMENT ON RED RIVER AT GOOSEBERRY/LINDENWOOD PARK	0.1	EN	GRADE AND SURFACE	TEA	1,081,000	400,000	0	0	0	681,000
976	6	EN	8806-EN-14	LOCAL	ENHANCEMENT SETASIDE	0.0	EN	ENHANCEMENT	TEA	1,031,250	825,000	0	0	0	206,250
1135	7	PED/BIKE	032-090-009	JACKSON COUNTY	OLD MILL TRAIL, FROM PLEASANTVIEW ELEMENTARY SCHOOL TO COLONIAL AVENUE	1.5	EN	PEDESTRIAN BIKE TRAIL	TEA	373,856	299,085	0	0	0	74,771
1138	7	PED/BIKE	072-090-003	SIBLEY	PRAIRIE LINE TRAIL ALONG CO RD 166 TO ARLINGTON SPORTSMAN PARK & TO SOUTH OF HIGH ISLAND CREEK (PHASE 2B)	1.5	EN	PEDESTRIAN BIKE TRAIL	TEA	585,000	400,000	0	0	0	185,000
1150	7	LOCAL 999	8807-EN-14	LOCAL	SETASIDE FOR ENHANCEMENT PROJECTS - 2014	0.0	EN	ENHANCEMENT	TEA	251,144	200,915	0	0	0	50,229
1301	8	PED/BIKE	047-090-003	MEEKER COUNTY	LAKE KORONIS OUTLET, CONSTRUCT PED/BIKE BRIDGE	0.1	EN	PEDESTRIAN BIKE TRAIL	TEA	148,395	119,516	0	0	0	28,879

Enhancement Projects
Fiscal Year: 2014

STIP for FY 2011-2014

Seq #	ATP	Route System	Project Number	Agency	Description	Miles	Program	Type of Work	Proposed Funds	Total	FHWA	AC	FTA	State	Other
1871	M	PED/BIKE	062-636-006	RAMSEY COUNTY	CONSTRUCT TWO GRADE-SEPARATED PED CROSSINGS OF ACCESS RAMPS FROM CHILDS RD TO WARNER RD IN ST PAUL	0.0	EN	PEDESTRIAN BIKE BRIDGE	TEA	3,437,000	1,040,000	0	0	0	2,397,000
1872	M	PED/BIKE	070-701-008	SCOTT COUNTY	ALONG CSAH 101 FROM RIVER RD/STAGECOACH RD TO SHENANDOAH DR IN SHAKOPEE- CONSTRUCT PED/BIKE TRAIL	3.8	EN	PEDESTRIAN BIKE TRAIL	TEA	1,300,000	1,040,000	0	0	0	260,000
1874	M	PED/BIKE	091-090-068	MPLS PARK/REC BOARD	FROM FRANKLIN AVE N TO CENTRAL RIVERFRONT PARK IN MPLS-CONSTRUCT WEST RIVER PKWY TRAIL IMPROVEMENTS, ETC	0.0	EN	PED/BIKE IMPROVEMENT	TEA	1,202,500	962,000	0	0	0	240,500
1875	M	PED/BIKE	091-090-071	MPLS PARK/REC BOARD	ALONG THE WEST BANK OF MISS RIVER-JAMES I RICE PKWY TRAIL IMPROVEMENTS & CONNECTIONS	0.0	EN	PED/BIKE IMPROVEMENT	TEA	1,040,000	832,000	0	0	0	208,000
1876	M	PED/BIKE	091-090-072	THREE RIVERS PARK DISTRICT	OVER HENNEPIN CSAH 19 IN SHOREWOOD & TONKA BAY-CONSTRUCT LAKE MINNETONKA LRT REGIONAL TR PED/BIKE BRIDGE	0.0	EN	PEDESTRIAN BIKE BRIDGE	TEA	2,000,000	1,040,000	0	0	0	960,000
1879	M	PED/BIKE	098-090-007	HANOVER	ALONG HENNEPIN CSAH 19 IN HANOVER- CONSTRUCT BIT PED/BIKE TRAIL	0.0	EN	ENHANCEMENT	TEA	270,291	216,233	0	0	0	54,058
1880	M	PED/BIKE	103-090-002	ANOKA	FROM MAIN ST TO THE STATE HOSPITAL IN ANOKA- CONSTRUCT THE RUM RIVER TR, & INTERPRETIVE/EDUCATIONAL FOR THE HENRY HAMMER TR, ETC	1.2	EN	PED/BIKE IMPROVEMENT	TEA	988,000	790,400	0	0	0	197,600
1881	M	PED/BIKE	107-425-008	BLOOMINGTON	HYLAND TRL CORRIDOR FROM 105TH ST/MARYLAND RD TO THE BLOOMINGTON FERRY RD TRAILHEAD NEAR THE MN RIVER IN BLOOMINGTON-CONSTRUCT TRAIL	1.3	EN	PEDESTRIAN BIKE TRAIL	TEA	674,700	539,760	0	0	0	134,940
1883	M	PED/BIKE	141-090-038	MINNEAPOLIS	OVER THE MISS RIVER FROM U OF M EAST TO WEST BANK IN MPLS-REHABILITATE & PAINT BR 9(MN BR 94246)	0.0	EN	BRIDGE REPAIR	TEA	1,300,000	1,040,000	0	0	0	260,000
1884	M	PED/BIKE	164-090-013	SAINT PAUL	FROM JACKSON ST TO CAYUGA ST IN SAINT PAUL- CONSTRUCT TROUT BROOK REGIONAL TR ON ABANDONED RAILWAY	1.0	EN	PEDESTRIAN BIKE TRAIL	TEA	747,500	598,000	0	0	0	149,500
1885	M	EN	164-213-007	SAINT PAUL	ON WESTERN AVE FROM ST ANTHONY TO UNIV & FROM CONCORDIA TO SELBY-STREETSCAPE, LIGHTING, ETC	0.7	EN	ENHANCEMENT	TEA	1,425,000	1,040,000	0	0	0	385,000
1887	M	PED/BIKE	179-090-004	BURNSVILLE	FROM I-35W TO TH 77 ALONG MN RIVER IN BURNSVILLE-CONSTRUCT BIG RIVERS REGIONAL TRAIL	3.5	EN	PEDESTRIAN BIKE TRAIL	TEA	1,300,000	1,040,000	0	0	0	260,000
1888	M	PED/BIKE	188-118-004	LAKEVILLE	ON KENRICK AVE BETWEEN 185TH ST & 205TH ST, ALONG MARION LAKE BETWEEN KENRICK AVE & 195TH ST-CONSTRUCT TRAIL, PURCHASE 14 ACRES FOR PARK & CONSTRUCT TRAIL IN PARK ALONG MARION LAKE	0.0	EN	PED/BIKE IMPROVEMENT	TEA	2,577,000	1,040,000	0	0	0	1,537,000

Enhancement Projects
 Fiscal Year: 2014

STIP for FY 2011-2014

Seq #	ATP	Route System	Project Number	Agency	Description	Miles	Program	Type of Work	Proposed Funds	Total	FHWA	AC	FTA	State	Other
1890	M	PED/BIKE	235-090-002	ST FRANCIS	CONSTRUCT TRAIL ALONG ANOKA CR 81 FROM 233RD LN TO DEER CREEK 2ND PARK & NEAR ST FRANCIS MIDDLE SCHOOL	0.7	EN	ENHANCEMENT	TEA	232,866	186,293	0	0	0	46,573
										\$26,674,887	\$17,042,360	\$0	\$0	\$0	\$9,632,527

Highway Safety Improvement Program (HSIP)

HIGHWAY SAFETY IMPROVEMENT PROGRAM (HSIP)

Before the passage of SAFETEA-LU federal safety funds were made available through the Hazard Elimination Safety Program (HES). Funds were identified in a decentralized process through local Area Transportation Partnerships (ATP).

Traditionally, these projects were reactive in nature and were designed to improve an existing safety problem at a high crash location. Through the project development process a benefit/cost ratio would be estimated based on the safety improvement at a particular location. A review of projects funded in recent history yields the following breakdown of project types. For intersections (the predominant project location), most of the projects were new traffic signal installations usually including channelization and turn lane construction. Other intersection projects included: lighting, Emergency Vehicle Pre-emption (EVP) installation, and conversion to an interchange. For sections of roadway, most of the projects included general safety improvements – guardrail, shoulder improvements and turn lane construction. Other safety projects included: lighting, signing, and vertical and horizontal curvature correction. Projects programmed in later years have shifted to other areas including roundabouts and median treatments.

With the passage of SAFETEA-LU and the development of the Minnesota Strategic Highway Safety Plan (SHSP), the types of safety projects funded with HSIP dollars has changed. In 2007 and 2008 Mn/DOT transitioned from a purely reactive safety program to a more proactive safety program where low-cost systematic strategies are emphasized. Beginning in 2009 all

ATPs have a safety program developed based on Minnesota data and the Minnesota Strategic Highway Safety Plan.

Projects were selected for the 2011-2014 STIP through a centralized process. A solicitation process was used for the local project selection. Low cost, systematic, proactive projects were prioritized over reactive single location improvements. Projects funded using the new process includes: systematic intersection lighting, enhanced edge lines, rumble strips, chevrons on curves and cable median barrier. The Office of Traffic, Safety and Technology now approves all state and local HSIP projects before they are included in the STIP.

Projects were selected using the following criteria:

- Ability to meet the intent of the SHSP
- Fatal and A injury crashes per intersection or per mile
- SHSP (critical emphasis areas)
- Cost per intersection or cost per mile
- ADT
- Recommendation of a previous safety audit
- Inclusion on the High Risk Rural Roads list or Top 5% list

For Greater Minnesota ATP's the selection committee was comprised of individuals from the following offices:

- Mn/DOT Office of Traffic, Safety and Technology
- FHWA
- Mn/DOT Office of State Aid for Local Transportation (local solicitation only)

For the Metro District ATP the selection committee was comprised of individual representing:

- Mn/DOT Metro Traffic (2)
- Metro County Engineering (2)
- Metro City Engineering (2)

The Highway Safety Improvement Program funding included in the 2011-2014 STIP is shown in Figure A-3.

Figure A-4 HIGHWAY SAFETY IMPROVEMENT PROGRAM BY YEAR (\$ MILLIONS)					
	2011	2012	2013	2014	TOTAL
Federal Highway Funds	21.1	18.6	20.7	18.6	79.0

Highway Safety Improvement Projects
Fiscal Year: 2011

STIP for FY 2011-2014

Seq #	ATP	Route System	Project Number	Agency	Description	Miles	Program	Type of Work	Proposed Funds	Total	FHWA	AC	FTA	TH	Other
18	1	LOCAL	016-070-004	COOK COUNTY	COOK COUNTY 6" EPOXY STRIPING (PHASE II)	0.0	SH	STRIPING	HSIP	27,800	25,020	0	0	0	2,780
26	1	LOCAL	069-070-007	ST LOUIS COUNTY	ST LOUIS COUNTY, EDGELINE PROFILE STRIPES	0.0	SH	STRIPING	HSIP	100,000	90,000	0	0	0	10,000
33	1	LOCAL	088-070-016	ST LOUIS, LAKE COUNTIES	ST LOUIS & LAKE COUNTIES, RUMBLE STRIPES	0.0	SH	STRIPING	HSIP	610,000	549,000	0	0	0	61,000
48	1	TH 1	8821-196	MNDOT	ELY TO ISABELLA, GROUND IN EDGE LINES, ALL WEATHER PAINT	39.0	SH	STRIPING	HSIP	385,000	346,500	0	0	38,500	0
52	1	I 35	0980-143	MNDOT	2 MILES SOUTH TO MIDWAY RD, CABLE MEDIAN BARRIER INSTALLATION (ASSOC. SP 6982-299)	1.8	SH	GUARD RAIL	HSIP	188,044	169,240	0	0	18,804	0
59	1	TH 53	6917-139	MNDOT	JCT TH 53 & ST LOUIS CSAH 52, COTTON, INTERSECTION IMPROVEMENTS	0.0	SH	SPOT IMPROVEMENT	HSIP	760,000	684,000	0	0	76,000	0
68	1	TH 999	8821-192	MNDOT	DISTRICTWIDE RUMBLE STRIPE PROJECT	0.0	SH	STRIPING	HSIP	215,000	193,500	0	0	21,500	0
69	1	TH 999	8821-193	MNDOT	DISTRICTWIDE RURAL INTERSECTION LIGHTING	39.0	SH	LIGHTING	HSIP	150,000	135,000	0	0	15,000	0
195	2	LOCAL 999	015-070-004	CLEARWATER COUNTY	CLEARWATER & POLK COUNTY RUMBLE STRIPES AT VARIOUS LOCATIONS *PROACTIVE SAFETY*	0.0	SH	SAFETY TARGET	HSIP	260,000	234,000	0	0	0	26,000
197	2	CSAH 3	039-070-004	LAKE OF THE WOODS COUNTY	LAKE OF THE WOODS CSAH 3 & 39 - 2' PAVED SHOULDER WITH SAFETY EDGE & RUMBLE STRIP *PROACTIVE SAFETY* (PROJECT FUNDED LESS THAN 90/10 SPLIT)	5.0	SH	PAVE SHOULDER	HSIP	180,000	145,000	0	0	0	35,000
200	2	LOCAL 999	060-070-002	POLK COUNTY	POLK COUNTY RURAL INTERSECTION LIGHTING AT VARIOUS LOCATIONS *PROACTIVE SAFETY*	0.0	SH	LIGHTING	HSIP	90,000	81,000	0	0	0	9,000
212	2	TH 2	8822-107	MNDOT	UPGRADE JUNCTION SIGNING AT 21 INTERSECTIONS ALONG TH 2	0.0	SH	SIGNING	HSIP	30,000	27,000	0	0	3,000	0
220	2	TH 999	8822-108	MNDOT	DISTRICTWIDE - INSTALL INTERSECTION LIGHTING AT 20 LOCATIONS	0.0	SH	LIGHTING	HSIP	325,000	292,500	0	0	32,500	0
374	3	LOCAL 999	018-070-005	CROW WING COUNTY	INTERSECTION LIGHTING AT VARIOUS LOCATIONS IN CROW WING CO	0.0	SH	LIGHTING	HSIP	45,500	40,950	0	0	0	4,550
377	3	LOCAL 999	033-070-002	KANABEC COUNTY	CHEVRON INSTALLATION ON CURVES	8.1	SH	SIGNING	HSIP	50,500	45,450	0	0	0	5,050
379	3	LOCAL 999	048-070-005	MILLE LACS COUNTY	COUNTY-WIDE EDGE RUMBLE STRIP IMPROVEMENT PROJECT	40.3	SH	RUMBLE STRIPS	HSIP	106,248	95,623	0	0	0	10,625
384	3	CR 242	049-070-005	MORRISON COUNTY	RECONSTRUCT MORRISON CO CR 242 CURVE INCL GRADING, BASE & BITUMINOUS INCL SHOULDERS	0.0	SH	MISCELLANEOUS	HSIP	175,000	157,500	0	0	0	17,500
385	3	CSAH 76	049-070-008	MORRISON COUNTY	CSAH 76 LIGHTING PROJECT	0.0	SH	LIGHTING	HSIP	90,000	81,000	0	0	0	9,000

Highway Safety Improvement Projects
Fiscal Year: 2011

STIP for FY 2011-2014

Seq #	ATP	Route System	Project Number	Agency	Description	Miles	Program	Type of Work	Proposed Funds	Total	FHWA	AC	FTA	TH	Other
386	3	LOCAL 999	049-070-009	MORRISON COUNTY	ENHANCED CURVE DELINEATION COUNTYWIDE	15.6	SH	SIGNING	HSIP	150,000	135,000	0	0	0	15,000
389	3	CSAH 3	071-070-007	SHERBURNE COUNTY	TH 10 TO CSAH 20: RUMBLE STRIP, SHOULDER PAVING, SAFETY WEDGE	4.4	SH	SHOULDER PAVING	HSIP	196,000	176,400	0	0	0	19,600
390	3	CSAH 5	071-070-008	SHERBURNE COUNTY	RUMBLE STRIP. SHOULDER PAVING, SAFETY WEDGE	5.8	SH	SHOULDER PAVING	HSIP	257,000	231,300	0	0	0	25,700
391	3	CSAH 9	071-070-009	SHERBURNE COUNTY	RUMBLE STRIP. SHOULDER PAVING, SAFETY WEDGE	2.0	SH	SHOULDER PAVING	HSIP	106,000	95,400	0	0	0	10,600
392	3	CSAH 14	071-070-010	SHERBURNE COUNTY	RUMBLE STRIP. SHOULDER PAVING, SAFETY WEDGE	2.8	SH	SHOULDER PAVING	HSIP	140,000	126,000	0	0	0	14,000
394	3	CSAH 75	073-070-003	STEARNS COUNTY	TRAFFIC SIGNAL CHANNELIZATION & ELIMINATION OF LEFT TURN AT CSAH 75 & 37TH AVE	0.0	SH	GRADE AND SURFACE	HSIP	500,000	450,000	0	0	0	50,000
395	3	LOCAL 999	073-070-004	STEARNS COUNTY	ENHANCED PAVEMENT EDGE STRIPING	201.3	SH	STRIPING	HSIP	275,000	247,500	0	0	0	27,500
435	3	I 94	7380-235	MNDOT	INSTALL INTERCHANGE LIGHTING AT I-94/STEARNS CSAH 2 IN STEARNS CO NEAR ST. JOSEPH	0.7	SH	LIGHTING	HSIP	300,000	270,000	0	0	30,000	0
439	3	TH 169	7106-76	MNDOT	MEDIAN CABLE GUARDRAIL N OF ELK RIVER (DPS 164 FUNDS)	5.4	SH	TRAFFIC BARRIER	HSIP	641,000	171,900	0	0	19,100	450,000
444	3	TH 999	8823-146	MNDOT	DISTRICTWIDE CHEVRON/SIGNING UPGRADE	0.0	SH	SIGNING	HSIP	133,444	120,100	0	0	13,344	0
445	3	TH 999	8823-147	MNDOT	DISTRICTWIDE SETASIDE - RUMBLE STRIPS	0.0	SH	MISCELLANEOUS	HSIP	620,000	558,000	0	0	62,000	0
637	4	LOCAL 999	088-070-024	LOCAL	DISTRICTWIDE SETASIDES - SAFETY (LOCAL HSIP) - 2011	0.0	SH	STRIPING	HSIP	666,000	600,000	0	0	0	66,000
640	4	TH 999	8824-82	MNDOT	DISTRICTWIDE SAFETY RUMBLE STRIPE PROJECT (STATE HSIP) - 2011	0.0	SH	STRIPING	HSIP	553,000	497,700	0	0	55,300	0
777	6	LOCAL 999	055-070-017	OLMSTED COUNTY	EDGE LINE RUMBLE STRIPS - VARIOUS LOCATIONS IN OLMSTED COUNTY	41.2	SH	SAFETY TARGET	HSIP	123,528	111,175	0	0	0	12,353
778	6	LOCAL 999	055-070-018	OLMSTED COUNTY	EPOXY 6 INCH EDGE LINE - VARIOUS LOCATIONS IN OLMSTED COUNTY	41.5	SH	SAFETY TARGET	HSIP	262,716	236,444	0	0	0	26,272
783	6	LOCAL 999	088-070-025	MULTICOUNTY	ENHANCED EDGE LINE PAVEMENT MARKINGS (APP 1) - VARIOUS LOCATIONS IN DODGE, FREEBORN, GOODHUE, HOUSTON, MOWER, WINONA & WABASHA COUNTIES	223.6	SH	SAFETY TARGET	HSIP	833,333	750,000	0	0	0	83,333

Highway Safety Improvement Projects
Fiscal Year: 2011

STIP for FY 2011-2014

Seq #	ATP	Route System	Project Number	Agency	Description	Miles	Program	Type of Work	Proposed Funds	Total	FHWA	AC	FTA	TH	Other
784	6	LOCAL 999	088-070-027	MULTICOUNTY	ENHANCED EDGELINE PAVEMENT MARKINGS (APP 2) - VARIOUS LOCATIONS IN DODGE, FREEBORN, GOODHUE, HOUSTON, MOWER, WINONA & WABASHA COUNTIES	23.6	SH	SAFETY TARGET	HSIP	368,658	331,792	0	0	0	36,866
795	6	I 35	8826-87	MN/DOT	CLEARING & GRUBBING OF TREES TO IMPROVE SAFETY & REDUCE FIXED OBJECT CRASHES - NB & SB ALONG I-35 FROM THE IA/MN BORDER TO APPROX. 70 MI. N. - VARIOUS LOCATIONS - HSIP	0.0	SH	SAFETY TARGET	HSIP	100,000	90,000	0	0	10,000	0
810	6	TH 63	5510-77	MN/DOT	INTERSECTION IMPROVEMENTS AT 75TH ST. (CSAH 14) & T.H. 63 INTERSECTION - ROCHESTER	0.0	SH	GRADE AND SURFACE	HSIP	1,000,000	900,000	0	0	100,000	0
816	6	TH 999	8826-86	MN/DOT	CABLE MEDIAN BARRIER - VARIOUS LOCATIONS DISTRICTWIDE - HSIP	0.0	SH	SAFETY TARGET	HSIP	872,778	785,500	0	0	87,278	0
1009	7	LOCAL 999	040-070-001	LE SUEUR COUNTY	INTERSECTION LIGHTING ON VARIOUS CSAH & COUNTY ROADS COUNTY WIDE	0.0	SH	LIGHTING	HSIP	67,000	60,300	0	0	0	6,700
1010	7	LOCAL 999	052-070-002	NICOLLET COUNTY	LOCATED ON CSAH 1,3,5,6,12,13,14,15,16,17,20 & 22, PROFILE STRIPES WITH 6 INCH EDGELINES	104.8	SH	STRIPING	HSIP	199,120	179,208	0	0	0	19,912
1013	7	CSAH 11	072-070-004	SIBLEY	INTERSECTION OF CSAH 11 & TH 5 IN GREEN ISLE, INTERSECTION IMPROVEMENT	0.0	SH	GRADE AND SURFACE	HSIP	277,800	250,000	0	0	0	27,800
1014	7	CSAH 12	072-070-005	SIBLEY	INTERSECTION OF CSAH 12 & TH 5 ON THE NORTH SIDE OF ARLINGTON, INTERSECTION IMPROVEMENT	0.0	SH	GRADE AND SURFACE	HSIP	290,000	225,000	0	0	0	65,000
1015	7	CSAH 56	083-070-005	WATONWAN COUNTY	FROM 7TH AVE SOUTH TO ARMSTRONG BLVD IN ST JAMES, CURBING AGGRESSIVE DRIVING ON HRRR	0.4	SH	MISCELLANEOUS	HSIP	20,000	18,000	0	0	0	2,000
1029	7	TH 59	5304-33S	MNDOT	FRONTAGE ROAD ALIGNMENT/SIGNAL AT TH 59 RYAN'S ROAD, WORTHINGTON	0.3	SH	TRAFFIC SIGNAL INST.	HSIP	250,000	225,000	0	0	25,000	0
1039	7	TH 999	8827-119	MNDOT	DISTRICTWIDE RUMBLE STRIPES ON TH 13, 19, 60 & 99	0.0	SH	MISCELLANEOUS	HSIP	493,000	443,700	0	0	49,300	0
1041	7	TH 999	8827-139	MNDOT	4 LANE DIVIDED HIGHWAYS, GUARDRAIL SAFETY IMPROVEMENTS	0.0	SH	SAFETY TARGET	HSIP	930,000	837,000	0	0	93,000	0
1171	8	CSAH 999	043-070-004	MCLEOD COUNTY	RURAL INTERSECTION LIGHTING IN MCLEOD COUNTY & ITS ACTIVE WARNING SYSTEMS	0.0	SH	LIGHTING	HSIP	175,000	157,500	0	0	0	17,500
1174	8	LOCAL 999	059-070-003	PIPESTONE COUNTY	PIPESTONE COUNTY NO PASSING ZONE IMPROVEMENT PROJECT	0.0	SH	STRIPING	HSIP	88,875	79,988	0	0	0	8,887
1176	8	LOCAL 999	088-070-020	DISTRICTWIDE	COUNTY DISTRICT WIDE INTERSECTION IMPROVEMENT PROJECT	0.0	SH	GRADE AND SURFACE	HSIP	351,520	316,368	0	0	0	35,152

Highway Safety Improvement Projects
Fiscal Year: 2011

STIP for FY 2011-2014

Seq #	ATP	Route System	Project Number	Agency	Description	Miles	Program	Type of Work	Proposed Funds	Total	FHWA	AC	FTA	TH	Other
1177	8	LOCAL 999	088-070-023	MEEKER COUNTY	MEEKER & KANDIYOHI COUNTIES CHEVERON PLACEMENT	0.0	SH	STRIPING	HSIP	117,938	106,144	0	0	0	11,794
1181	8	TH 4	4701-28	MNDOT	INSTALL SCHOOL SPEED ZONE SIGNS & FLASHING LIGHT NEAR THE HIGH SCHOOL IN GROVE CITY	0.7	SH	SIGNING	HSIP	30,000	27,000	0	0	3,000	0
1198	8	TH 999	8828-121	MNDOT	CENTERLINE RUMBLE STRIPES DISTRICTWIDE	0.0	SH	STRIPING	HSIP	458,889	413,000	0	0	45,889	0
1383	M	CR 57	002-596-011	ANOKA COUNTY	ANOKA CO RD 57(SUNFISH LK BLVD) & ALPINE DR, RAMSEY-TRAFFIC SIGNAL INSTALLATION, TURN LANES, ETC	0.0	SH	SPOT IMPROVEMENT	HSIP	1,090,000	981,000	0	0	0	109,000
1402	M	CSAH 96	062-596-003S	RAMSEY COUNTY	TH 10, ARDEN HILLS-CONSTRUCT INTERCHANGE, ETC	0.4	SH	GRADE,SURFACE & BRIDGE	HSIP	2,222,222	2,000,000	0	0	0	222,222
1403	M	CSAH 31	062-631-005	RAMSEY COUNTY	MARYLAND AVE AT RICE ST, ST PAUL-RECONSTRUCTION, WIDENING, UPGRADE TRAFFIC SIGNAL, ETC	0.0	SH	SPOT IMPROVEMENT	HSIP	1,600,000	708,750	0	0	0	891,250
1404	M	CSAH 31	062-631-006	RAMSEY COUNTY	MARYLAND AVE, PROSPERITY AVE, ST PAUL-RECONSTRUCTION, WIDENING, SIGNAL UPGRADE, ETC	0.0	SH	SPOT IMPROVEMENT	HSIP	1,600,000	722,250	0	0	0	877,750
1407	M	CSAH 17	070-617-023	SCOTT COUNTY	AT SCOTT CSAH 42 IN SHAKOPEE-PARTIAL GRADE SEPARATION INTERCHANGE, T-INTERSECTION, NB OVER LEFT TURNS, ETC(AC PROJECT, PAYBACK IN 2014)	0.1	SH	GRADE,SURFACE & BRIDGE	HSIP	2,564,000	0	1,836,000	0	0	2,564,000
1408	M	CSAH 68	070-668-002	SCOTT COUNTY	SCOTT CSAH 68 AT SCOTT CSAH 91, CREDIT RIVER TWP-CONSTRUCT ROUNDABOUT(AC PAYBACK IN 2012)	0.0	SH	GRADE AND SURFACE	HSIP	594,400	0	705,600	0	0	594,400
1411	M	CSAH 2	082-602-014	WASHINGTON COUNTY	WASHINGTON CSAH 2 (W BDWY AVE) & 12TH ST NW, FOREST LAKE-MEDIAN INSTALLATION & TRAFFIC SIGNAL PHASING	0.0	SH	SPOT IMPROVEMENT	HSIP	1,070,000	963,000	0	0	0	107,000
1413	M	CSAH 22	082-622-008	WASHINGTON COUNTY	WASHINGTON CSAH 22 & HARDWOOD AVE, COTTAGE GROVE-INSTALL TRAFFIC SIGNAL & LEFT TURN LANES	0.0	SH	SPOT IMPROVEMENT	HSIP	479,600	431,640	0	0	0	47,960
1484	M	TH 10	0215-63	MN/DOT	NB EXIT TO SB FOLEY BLVD, COON RAPIDS-REMOVE FREE RIGHT, ADD DUAL RIGHT TURN LANES, REVISE SIGNAL, ETC	0.1	SH	SPOT IMPROVEMENT	HSIP	455,000	409,500	0	0	45,500	0
1534	M	TH 100	2755-83	MN/DOT	HENNEPIN CSAH 152 TO I-694,BROOKLYN CENTER-UPGRADE LIGHTING, PARTIAL TO CONTINUOUS	1.6	SH	LIGHTING	HSIP	300,000	270,000	0	0	30,000	0
1535	M	TH 120	6227-65	MN/DOT	CENTURY COLLEGE ENTRANCE, WHITE BEAR LAKE/MAHTOMEDI-REBUILD TRAFFIC SIGNAL	0.0	SH	TRAFFIC SIGNAL REVISION	HSIP	250,000	225,000	0	0	25,000	0

Highway Safety Improvement Projects
 Fiscal Year: 2011

STIP for FY 2011-2014

Seq #	ATP	Route System	Project Number	Agency	Description	Miles	Program	Type of Work	Proposed Funds	Total	FHWA	AC	FTA	TH	Other
2003	C	TH 999	880C-HSP-11	MNDOT	STRATEGIC HIGHWAY SAFETY PLAN - LOW COST SAFETY IMPROVEMENTS	0.0	SH	MEDIAN BARRIER	HSIP	5,801,900	801,900	0	0	0	5,000,000
									\$33,662,813	\$21,127,742	\$2,541,600	\$0	\$899,015	\$11,636,056	

Highway Safety Improvement Projects
Fiscal Year: 2012

STIP for FY 2011-2014

Seq #	ATP	Route System	Project Number	Agency	Description	Miles	Program	Type of Work	Proposed Funds	Total	FHWA	AC	FTA	TH	Other
91	1	LOCAL	088-070-021	ST LOUIS LAKE COUNTY	ST LOUIS & LAKE COUNTIES, EDGELINE PROFILE STRIPES	0.0	SH	STRIPING	HSIP	361,111	325,000	0	0	0	36,111
106	1	LOCAL 999	8801-SHL-12	MNDOT	DISTRICTWIDE SETASIDE - LOCAL HSIP/HRRR PROJECTS	0.0	SH	SAFETY TARGET	HSIP	443,000	398,700	0	0	0	44,300
239	2	CSAH 8	039-070-002	LAKE OF THE WOODS COUNTY	LAKE OF THE WOODS CSAH 8 - 2 FT PAVED SHOULDER WITH SAFETY EDGE & RUMBLE STRIP *PROACTIVE SAFETY*	0.0	SH	PAVE SHOULDER	HSIP	500,000	450,000	0	0	0	50,000
265	2	TH 999	8802-SHS-12	MNDOT	DISTRICTWIDE HSIP TH FUND - FY 2012	0.0	SH	SAFETY TARGET	HSIP	352,941	317,647	0	0	35,294	0
492	3	TH 169	4811-66	MNDOT	EXTEND TURN LANES FROM 219TH AVE NW IN ELK RIVER TO 0.3 MI N OF CSAH 13	37.5	SH	TURN LANES	HSIP	520,000	468,000	0	0	52,000	0
497	3	TH 999	8823-145	MNDOT	DISTRICTWIDE INTERSECTION LIGHTING AT VARIOUS TRUNK HIGHWAY/TRUNK HIGHWAY INTERSECTIONS	0.0	SH	LIGHTING	HSIP	466,667	420,000	0	0	46,667	0
498	3	TH 999	8823-148	MNDOT	DISTRICTWIDE RUMBLESTRIPS/SIGNING/MARKINGS PROJECT	0.0	SH	RUMBLE STRIPS	HSIP	237,777	213,999	0	0	23,778	0
501	3	LOCAL 999	8803-SHL-12	MNDOT	DISTRICTWIDE SET ASIDES - HIGHWAY SAFETY IMPROVEMENT PROGRAM - 2012	0.0	SH	SAFETY TARGET	HSIP	2,078,431	1,870,588	0	0	0	207,843
676	4	TH 999	8824-83	MNDOT	DISTRICTWIDE SAFETY RUMBLE STRIPING PROJECT (STATE HSIP) - 2012	0.0	SH	MISCELLANEOUS	HSIP	447,000	402,300	0	0	44,700	0
677	4	TH 999	8824-84	MNDOT	DISTRICTWIDE SAFETY INTERSECTION LIGHTING (STATE HSIP) - 2012	0.0	SH	MISCELLANEOUS	HSIP	105,000	94,500	0	0	10,500	0
680	4	LOCAL 999	8804-SHL-12	LOCAL	DISTRICTWIDE SETASIDES - SAFETY (LOCAL HSIP) - 2012	0.0	SH	STRIPING	HSIP	666,000	600,000	0	0	0	66,000
843	6	LOCAL 999	055-070-019	OLMSTED COUNTY	EPOXY 6 INCH EDGELINE - VARIOUS LOCATIONS IN OLMSTED COUNTY	42.8	SH	SAFETY TARGET	HSIP	271,320	244,188	0	0	0	27,132
874	6	LOCAL 999	8806-SHL-12	LOCAL	HSIP/HRRR SETASIDE - LOCAL - 2012	0.0	SH	SAFETY TARGET	HSIP	1,316,916	1,185,224	0	0	0	131,692
875	6	TH 999	8806-SHS-12	MN/DOT	HSIP/HRRR SETASIDE (PROACTIVE) - MN/DOT 2012	0.0	SH	SAFETY TARGET	HSIP	727,778	655,000	0	0	72,778	0
876	6	TH 999	8806-SHS-12A	MN/DOT	HSIP/HRRR SETASIDE (REACTIVE) - MN/DOT 2012	0.0	SH	SAFETY TARGET	HSIP	677,778	610,000	0	0	67,778	0
1079	7	TH 169	5212-26	MNDOT	AT THE INTERCHANGE OF TH 14 & TH 169, CONSTRUCT MEDIAN ACCELERATION LANE	0.4	SH	GRADE AND SURFACE	HSIP	450,000	405,000	0	0	45,000	0
1082	7	TH 999	8827-141	MNDOT	INSTALL RUMBLE STRIPES & GROOVED-IN WET-REFLECTIVE EDGELINE STRIPING ON TH 14, 15, 59 & 99	0.0	SH	STRIPING	HSIP	425,000	382,500	0	0	42,500	0
1233	8	LOCAL 999	8808-SHL-12	DISTRICTWIDE	DISTRICTWIDE LOCAL SETASIDES - HSIP - 2012	0.0	SH	SAFETY TARGET	HSIP	733,333	660,000	0	0	0	73,333

Highway Safety Improvement Projects
Fiscal Year: 2012

STIP for FY 2011-2014

Seq #	ATP	Route System	Project Number	Agency	Description	Miles	Program	Type of Work	Proposed Funds	Total	FHWA	AC	FTA	TH	Other
1234	8	TH 999	8808-SHS-12	MNDOT	DISTRICTWIDE SETASIDES - HSIP - 2012	0.0	SH	SAFETY TARGET	HSIP	489,000	440,100	0	0	48,900	0
1598	M	CSAH 7	002-607-019	ANOKA COUNTY	ANOKA CSAH 7(7TH AVE) & ANOKA CSAH 14(MAIN ST), ANOKA-REPLACE TRAFFIC SIGNAL, TURN LANES, ETC	0.0	SH	SPOT IMPROVEMENT	HSIP	1,680,000	1,512,000	0	0	0	168,000
1607	M	CSAH 68	070-668-002AC	SCOTT COUNTY	SCOTT CSAH 68 AT SCOTT CSAH 91, CREDIT RIVER TWP-CONSTRUCT ROUNDABOUT(AC PAYBACK 1 OF 1)	0.0	SH	GRADE AND SURFACE	HSIP	705,600	705,600	0	0	0	0
1615	M	MSAS 165	141-165-030	MINNEAPOLIS	CHICAGO AVE, MPLS, 33RD ST TO 54TH ST(EXCLUDING 46TH & 48TH)-INSTALL OVERHEAD SIGNAL INDICATIONS AT 9 LOCATIONS	2.0	SH	TRAFFIC SIGNAL INST.	HSIP	554,400	498,960	0	0	0	55,440
1617	M	CSAH 10	146-020-011	MOUNDS VIEW	RAMSEY CSAH 10 & RAMSEY CO RD H, MOUNDS VIEW-REPLACE TRAFFIC SIGNAL, TURN LANES, ETC	0.0	SH	SPOT IMPROVEMENT	HSIP	700,000	630,000	0	0	0	70,000
1627	M	TH 8	1301-98S	MNDOT	0.2M W OF CHISAGO CSAH 14 TO BR 570, LINDSTROM-FRONTAGE RD, ACCESS CLOSURES, ETC	0.2	SH	GRADE AND SURFACE	HSIP	1,625,000	1,462,500	0	0	162,500	0
1662	M	TH 61	8206-41	MNDOT	AT WASHINGTON CSAH 4(170TH ST) IN HUGO-CONSTRUCT TRAFFIC SIGNAL, ADD TURN LANES, ETC	0.0	SH	SPOT IMPROVEMENT	HSIP	1,670,000	1,198,080	0	0	456,920	15,000
1667	M	TH 65	0208-132	MN/DOT	169TH AVE NE, HAM LAKE-CONVERT INTERSECTION TO A DIRECTIONAL CROSSOVER WITH MEDIAN U-TURNS	0.8	SH	GRADE AND SURFACE	HSIP	1,050,000	945,000	0	0	105,000	0
2029	C	TH 999	880C-HSP-12	MNDOT	STRATEGIC HIGHWAY SAFETY PLAN - LOW COST SAFETY IMPROVEMENTS	0.0	SH	MEDIAN BARRIER	HSIP	550,000	495,000	0	0	55,000	0
2040	C	TH 999	880C-TZD-12	MNDOT	TOWARDS ZERO DEATH BEHAVIORAL STRATEGIES EDUCATION, ENFORCEMNT, EVALUATION, PROGRAM SUPPORT)	0.0	SH	TZD BEHAVIOR STRATEGIES	HSIP	1,150,000	1,035,000	0	0	0	115,000
										\$20,954,052	\$18,624,886	\$0	\$0	\$1,269,315	\$1,059,851

Highway Safety Improvement Projects
Fiscal Year: 2013

STIP for FY 2011-2014

Seq #	ATP	Route System	Project Number	Agency	Description	Miles	Program	Type of Work	Proposed Funds	Total	FHWA	AC	FTA	TH	Other
711	4	TH 999	8824-85	MNDOT	DISTRICTWIDE SAFETY IMPROVEMENTS (STATE HSIP) - 2013	0.0	SH	MISCELLANEOUS	HSIP	539,200	485,300	0	0	53,900	0
714	4	LOCAL 999	8804-SHL-13	LOCAL	DISTRICTWIDE SETASIDES - SAFETY (LOCAL HSIP) - 2013	0.0	SH	STRIPING	HSIP	666,000	600,000	0	0	0	66,000
147	1	LOCAL 999	8801-SHL-13	MNDOT	DISTRICTWIDE SETASIDE - LOCAL HSIP/HRRR PROJECTS	0.0	SH	SAFETY TARGET	HSIP	768,000	691,200	0	0	0	76,800
148	1	TH 999	8801-SHS-13	MNDOT	DISTRICTWIDE SETASIDE - MNDOT HSIP PROJECTS	0.0	SH	SAFETY TARGET	HSIP	785,000	706,500	0	0	78,500	0
308	2	LOCAL 999	8802-SHL-13	LOCAL	DISTRICTWIDE - SAFETY PROGRAM - LOCAL - FY 2013	0.0	SH	SAFETY TARGET	HSIP	500,000	450,000	0	0	0	50,000
309	2	TH 999	8802-SHS-13	MNDOT	DISTRICTWIDE HSIP TH FUND - FY 2013	0.0	SH	SAFETY TARGET	HSIP	352,941	317,647	0	0	35,294	0
541	3	TH 95	3002-13	MNDOT	INTERSECTION IMPROVEMENT AT JUNCTION TH 47 IN ISANTI CO	0.6	SH	INTERSECTION IMPROVEMENT	HSIP	800,000	720,000	0	0	80,000	0
547	3	LOCAL 999	8803-SHL-13	MNDOT	DISTRICTWIDE SET ASIDES - HIGHWAY SAFETY IMPROVEMENT PROGRAM - 2013	0.0	SH	SAFETY TARGET	HSIP	2,078,431	1,870,588	0	0	0	207,843
548	3	TH 999	8803-SHS-13	MN/DOT	DISTRICTWIDE SETASIDE - RUMBLE STRIPS, SIGNING, MARKINGS - 2013	0.0	SH	MISCELLANEOUS	HSIP	444,444	400,000	0	0	44,444	0
924	6	LOCAL 999	8806-SHL-13	LOCAL	HSIP/HRRR SETASIDE - LOCAL - 2013	0.0	SH	SAFETY TARGET	HSIP	1,588,236	1,429,412	0	0	0	158,824
925	6	TH 999	8806-SHS-13	MN/DOT	HSIP SETASIDE	0.0	SH	SAFETY TARGET	HSIP	1,000,000	900,000	0	0	100,000	0
1120	7	LOCAL 999	8807-SHL-13	LOCAL	SETASIDE FOR LOCAL HSIP PROJECTS - 2013	0.0	SH	SAFETY TARGET	HSIP	804,445	724,000	0	0	0	80,445
1121	7	TH 999	8807-SHS-13	MNDOT	DISTRICTWIDE SETASIDES - MNDOT HSIP PROJECTS	0.0	SH	SAFETY TARGET	HSIP	500,000	450,000	0	0	50,000	0
1275	8	LOCAL 999	8808-SHL-13	DISTRICTWIDE	DISTRICTWIDE LOCAL SETASIDES - HSIP - 2013	0.0	SH	SAFETY TARGET	HSIP	733,333	660,000	0	0	0	73,333
1276	8	TH 999	8808-SHS-13	MNDOT	DISTRICTWIDE SETASIDES - HSIP - 2013	0.0	SH	SAFETY TARGET	HSIP	490,196	441,176	0	0	49,020	0
1729	M	CSAH 1	002-601-045	ANOKA COUNTY	ON ANOKA CSAH 1(COON RAPIDS BLVD) AT 100TH LN IN COON RAPIDS-CLOSE MEDIAN	0.0	SH	SPOT IMPROVEMENT	HSIP	102,000	91,800	0	0	0	10,200
1730	M	CSAH 1	002-601-046	ANOKA COUNTY	ON ANOKA CSAH 1(COON RAPIDS BLVD) AT ANOKA CSAH 9(ROUND LK BLVD) IN COON RAPIDS-TRAFFIC SIGNAL REBUILD, PAINTED CHANNELIZATION, ETC	0.1	SH	SPOT IMPROVEMENT	HSIP	408,000	367,200	0	0	0	40,800
1731	M	CSAH 18	002-611-033	ANOKA COUNTY	ON ANOKA CSAH 18(CROOKED LK BLVD) AT ANOKA CSAH 11(NORTHDALE BLVD) IN COON RAPIDS-TRAFFIC SIGNAL REBUILD, TURN LANES, ETC	0.1	SH	SPOT IMPROVEMENT	HSIP	612,000	550,800	0	0	0	61,200

Highway Safety Improvement Projects
Fiscal Year: 2013

STIP for FY 2011-2014

Seq #	ATP	Route System	Project Number	Agency	Description	Miles	Program	Type of Work	Proposed Funds	Total	FHWA	AC	FTA	TH	Other
1733	M	CSAH 17	002-617-020	ANOKA COUNTY	ON ANOKA CSAH 17(LEXINGTON AVE) AT CSAH 18(CROSSTOWN BLVD NE) IN HAM LAKE- CONSTRUCT TRAFFIC SIGNAL, TURN LANES, ETC	0.2	SH	SPOT IMPROVEMENT	HSIP	510,000	459,000	0	0	0	51,000
1743	M	LOCAL 999	070-030-006	SCOTT COUNTY	COUNTYWIDE-PROACTIVE CONTRACT FOR RUMBLE STRIPES, CURVE DELINEATION, INTERSECTION LIGHTING, ETC	0.0	SH	SPOT IMPROVEMENT	HSIP	616,080	554,472	0	0	0	61,608
1745	M	CSAH 17	070-617-023AC	SCOTT COUNTY	AT SCOTT CSAH 42 IN SHAKOPEE-PARTIAL GRADE SEPARATION INTERCHANGE, T- INTERSECTION, NB OVER LEFT TURNS, ETC(AC PAYBACK 1 OF 1)	0.1	SH	GRADE,SURFACE & BRIDGE	HSIP	1,836,000	1,836,000	0	0	0	0
1755	M	CITY	110-101-014	BROOKLYN PARK	AT BROOKLYN DR & XERXES AVE IN BROOKLYN PARK-CONSTRUCT ROUNDABOUT	0.2	SH	SPOT IMPROVEMENT	HSIP	614,040	552,636	0	0	0	61,404
1759	M	CSAH 10	146-020-012	MOUNDS VIEW	ON RAMSEY CSAH 10 AT SILVER LAKE RD IN MOUNDS VIEW-TRAFFIC SIGNAL REBUILD, TURN LANES, ETC	0.2	SH	SPOT IMPROVEMENT	HSIP	295,800	266,220	0	0	0	29,580
1760	M	CSAH 17	166-020-014	SHAKOPEE	ON SCOTT CSAH 17 FROM VIERLING DR TO TH 169 IN SHAKOPEE-TRAFFIC SIGNAL REBUILD, TURN LANES, ETC	0.2	SH	SPOT IMPROVEMENT	HSIP	1,224,000	1,101,600	0	0	0	122,400
1764	M	TH 5	194-010-012	CHANHASSEN	ON TH 5 AT MINNEWASHTA PKWY & LONE CEDAR LN IN CHANHASSEN-EB TURN LANE, WIDEN SHOULDERS, ACCESS CLOSURES, ETC	0.3	SH	GRADE AND SURFACE	HSIP	1,020,000	918,000	0	0	0	102,000
1796	M	TH 52	1905-33	MNDOT	AT DAKOTA CSAH 86 IN RANDOLPH TWP- CONVERT TO A 3/4 INTERSECTION & CONSTRUCT TWO U-TURNS	0.5	SH	GRADE AND SURFACE	HSIP	1,000,000	780,300	0	0	219,700	0
1797	M	TH 52	1906-57	MNDOT	AT DAKOTA CSAH 66 IN VERMILLION TWP- CONSTRUCT 3/4 INTERSECTION WITH MEDIAN U TURNS & CONSTRUCT LEFT TURN LANE	0.9	SH	GRADE,SURFACE & BRIDGE	HSIP	1,005,000	780,300	0	0	224,700	0
2052	C	TH 999	880C-HSP-13	MNDOT	STRATEGIC HIGHWAY SAFETY PLAN - LOW COST SAFETY IMPROVEMENTS	0.0	SH	MEDIAN BARRIER	HSIP	550,000	495,000	0	0	55,000	0
2063	C	TH 999	880C-TZD-13	MNDOT	TOWARDS ZERO DEATH BEHAVIORIAL STRATEGIES EDUCATION, ENFORCENMT, EVALUATION, PROGRAM SUPPORT)	0.0	SH	TZD BEHAVIOR STRATEGIES	HSIP	1,180,000	1,062,000	0	0	0	118,000
										\$23,023,146	\$20,661,151	\$0	\$0	\$990,558	\$1,371,437

Highway Safety Improvement Projects
Fiscal Year: 2014

STIP for FY 2011-2014

Seq #	ATP	Route System	Project Number	Agency	Description	Miles	Program	Type of Work	Proposed Funds	Total	FHWA	AC	FTA	TH	Other
175	1	LOCAL 999	8801-SHL-14	MNDOT	DISTRICTWIDE SETASIDE - LOCAL HSIP/HRRR PROJECTS	0.0	SH	SAFETY TARGET	HSIP	768,000	691,200	0	0	0	76,800
176	1	TH 999	8801-SHS-14	MNDOT	DISTRICTWIDE SETASIDE - MNDOT HSIP PROJECTS	0.0	SH	SAFETY TARGET	HSIP	785,000	706,500	0	0	78,500	0
342	2	LOCAL 999	8802-SHL-14	ATP 2	DISTRICTWIDE - SAFETY PROGRAM - LOCAL - FY 2014	0.0	SH	SAFETY TARGET	HSIP	500,000	450,000	0	0	0	50,000
343	2	TH 999	8802-SHS-14	MNDOT	DISTRICTWIDE HSIP TH FUND - FY 2014	0.0	SH	SAFETY TARGET	HSIP	352,941	317,647	0	0	35,294	0
599	3	LOCAL 999	8803-SHL-14	MNDOT	DISTRICTWIDE SET ASIDES - HIGHWAY SAFETY IMPROVEMENT PROGRAM - 2014	0.0	SH	SAFETY TARGET	HSIP	2,078,431	1,870,588	0	0	0	207,843
600	3	TH 999	8803-SHS-14	MNDOT	DISTRICTWIDE SET ASIDES - DISTRICT 3 HSIP SHARE - 2014	0.0	SH	SAFETY TARGET	HSIP	1,244,444	1,120,000	0	0	124,444	0
745	4	TH 999	8804-SHS-14	MNDOT	DISTRICTWIDE SAFETY IMPROVEMENTS (STATE HSIP) - 2014	0.0	SH	MISCELLANEOUS	HSIP	539,200	485,300	0	0	53,900	0
746	4	LOCAL 999	8804-SHL-14	LOCAL	DISTRICTWIDE SETASIDES - SAFETY (LOCAL HSIP) - 2013	0.0	SH	STRIPING	HSIP	666,000	600,000	0	0	0	66,000
971	6	TH 63	5006-19S	MN/DOT	BITUMINOUS MILL & OVERLAY FROM W JCT TH 16 TO S END ROOT RIVER BRIDGE (STEWARTVILLE) - PLUS LEFT TURN LANES AT MOWER CSAH 2 N. OF DEER CREEK & MOWER CSAH 1 IN RACINE - HSIP PORTION	0.0	SH	MILL AND OVERLAY	HSIP	360,000	324,000	0	0	36,000	0
979	6	LOCAL 999	8806-SHL-14	LOCAL	HSIP/HRRR - LOCAL - 2014	0.0	SH	SAFETY TARGET	HSIP	1,588,236	1,429,412	0	0	0	158,824
980	6	TH 999	8806-SHS-14	MN/DOT	HSIP/HRRR SETASIDE - MN/DOT - 2014	0.0	SH	SAFETY TARGET	HSIP	640,000	576,000	0	0	64,000	0
1148	7	TH 999	8807-SHS-14	MNDOT	DISTRICTWIDE SETASIDES - MNDOT HSIP PROJECTS	0.0	SH	SAFETY TARGET	HSIP	490,000	441,000	0	0	49,000	0
1151	7	LOCAL 999	8807-SHL-14	LOCAL	SETASIDE FOR LOCAL HSIP PROJECTS - 2014	0.0	SH	ENHANCEMENT	HSIP	804,445	724,000	0	0	0	80,445
1322	8	LOCAL 999	8808-SHL-14	DISTRICTWIDE	DISTRICTWIDE LOCAL SETASIDES - HSIP - 2014	0.0	SH	SAFETY TARGET	HSIP	733,333	660,000	0	0	0	73,333
1323	8	TH 999	8808-SHS-14	MNDOT	DISTRICTWIDE SETASIDES - HSIP - 2014	0.0	SH	SAFETY TARGET	HSIP	490,196	441,176	0	0	49,020	0
1860	M	CR 74	002-596-015	ANOKA COUNTY	ON 221ST AVE NE AT TH 65 IN EAST BETHEL- NEW TRAFFIC SIGNAL INSTALLATION, TURN LANE CONSTRUCTION ON CR 74, ETC	0.1	SH	GRADE AND SURFACE	HSIP	1,248,000	1,123,200	0	0	0	124,800
1861	M	CR 3	002-596-020	ANOKA COUNTY	ON ANOKA CR 3(COON RAPIDS BLVD) AT SPRINGBROOK DR IN COON RAPIDS-TRAFFIC SIGNAL REBUILD, LENGTHEN TURN LANES, ETC	0.2	SH	SPOT IMPROVEMENT	HSIP	520,000	468,000	0	0	0	52,000

Highway Safety Improvement Projects
Fiscal Year: 2014

STIP for FY 2011-2014

Seq #	ATP	Route System	Project Number	Agency	Description	Miles	Program	Type of Work	Proposed Funds	Total	FHWA	AC	FTA	TH	Other
1862	M	CSAH 5	002-605-018	ANOKA COUNTY	ON ANOKA CSAH 5 AT ALPINE DRIVE IN RAMSEY-TRAFFIC SIGNAL, CONSTRUCT LEFT & RIGHT TURN LANES, ETC	0.0	SH	GRADE AND SURFACE	HSIP	1,040,000	936,000	0	0	0	104,000
1865	M	CSAH 78	002-678-020	ANOKA COUNTY	ON ANOKA CSAH 78 (HANSON BLVD) AT ANOKA CSAH 20 (161ST AVE NW) IN ANDOVER-CONSTRUCT TRAFFIC SIGNAL, TURN LANES AT ALL LEGS	0.2	SH	SPOT IMPROVEMENT	HSIP	936,000	842,400	0	0	0	93,600
1867	M	CSAH 32	019-632-028	DAKOTA COUNTY	ON DAKOTA CSAH 32 AT NICOLLET AVE IN BURNSVILLE-CONSTRUCT WB LEFT TURN LANE, ETC	0.0	SH	GRADE AND SURFACE	HSIP	364,000	327,600	0	0	0	36,400
1869	M	CSAH 31	062-631-009	RAMSEY COUNTY	ON RAMSEY CSAH 31(MARYLAND AVE) AT PAYNE AVE IN ST PAUL-TRAFFIC SIGNAL REBUILD, DEVELOP DEDICATED LEFT TURN LANES, ETC	0.2	SH	SPOT IMPROVEMENT	HSIP	1,663,951	1,497,556	0	0	0	166,395
1870	M	CSAH 31	062-631-010	RAMSEY COUNTY	ON RAMSEY CSAH 31 (MARYLAND AVE) AT ARKWRIGHT ST IN ST PAUL-TRAFFIC SIGNAL REBUILD, CONSTRUCT LEFT TURN LANES, ETC	0.2	SH	SPOT IMPROVEMENT	HSIP	1,575,354	1,417,819	0	0	0	157,535
1889	M	CR 202	189-113-004	MAPLE GROVE	ON CR 202(ZACHARY LN) AT 101ST AVE IN MAPLE GROVE-CONSTRUCT ROUNDABOUT, WIDEN ZACHARY LANE, ETC	0.2	SH	GRADE AND SURFACE	HSIP	1,040,000	936,000	0	0	0	104,000
1940	M	TH 999	8825-389	MNDOT	METROWIDE-PROACTIVE CONTRACT FOR RURAL INTERSECTION LIGHTING	0.0	SH	LIGHTING	HSIP	219,000	187,200	0	0	31,800	0
										\$20,646,531	\$18,572,598	\$0	\$0	\$521,958	\$1,551,975

Transit Programs

FTA

- ✓ Urbanized Area Formula Program (Section 5307)
- ✓ Capital Program (Section 5309)
- ✓ Elderly and Person with Disabilities Program (Section 5310)
- ✓ Non-Urbanized Area Formula Program (Section 5311)
- ✓ Job Access – Reverse Commute Program (Section 3037)
- ✓ New Freedom (Section 5317)
- ✓ Alternative Analysis (Section 5339)

FHWA

- ✓ Surface Transportation Program --Transit Capital
- ✓ Congestion Mitigation & Air Quality (CMAQ)
- ✓ FHWA Earmarks

TRANSIT PROGRAMS

Federal Transit Administration (FTA)

A portion of the federal gas tax is placed in the Mass Transit Account of the Federal Highway Trust Fund. These funds are reserved for transit purposes and are managed by the FTA. Transit funding authorized by SAFETEA-LU is managed in several different ways. Some transit funding is earmarked by Congress, some is discretionary, some is distributed by formula, and some is allocated to the states and/or transit authorities by FTA.

In Minnesota, FTA transit allocations for rural and small urban transit capital and operating assistance is managed by Mn/DOT's Office of Transit (OT). These formula programs include the Special Needs for Elderly Individuals and Individuals with Disabilities Program (capital assistance), the Non-Urbanized Area Formula Program (capital and operating assistance), the Job Access-Reverse Commute Program (JARC) and the New Freedom Program. Federal capital and operating assistance for urbanized areas of over 50,000 population (Urbanized Area Formula Program, JARC and New Freedom,) is provided directly to the urbanized area transit agency by FTA. In addition, FTA works directly with the states and/or transit agencies in urbanized areas to allocate discretionary capital funds under the Capital Program for major capital needs such as fleet replacement and construction of transit facilities.

Federal Highway Administration (FHWA)

An investment in transit capital is eligible for federal highway funding under SAFETEA-LU through the Surface Transportation Program (STP) or Congestion Mitigation and Air Quality (CMAQ). STP and CMAQ transit projects are prioritized by the ATP.

Transit funding from FTA and FHWA is estimated in Figure A-4. Each of these programs is displayed in the Program Listing section of this document.

Figure A-4 TRANSIT FUNDING BY SOURCE AND YEAR (\$ MILLIONS)						
SOURCE	PROGRAM	2011	2012	2013	2014	TOTAL*
FTA						
Urbanized Area Formula (Section 5307)	B9	145.0	102.9	117.8	91.0	456.6
Capital Program (Section 5309)	B3	21.5	23.9	26.9	18.0	90.2
Elderly and Persons with Disabilities (Section 5310)	NB	These Projects are Amended into the STIP				
Non-Urbanized Area (Section 5311)	OB	10.8	10.8	10.9	11.0	43.5
Job Access & Reverse Commute (Section 3037)	JA	1.0	0	1.0	0	2.0
New Freedom (Section 5317)	NF	0.9	0	0.8	0	1.7
Alternative Analysis (Section 5339)	AA	4.5	0	0	0	4.5
FHWA						
Transit Capital (STP)	TR	3.6	7.3	4.8	7.3	23.0
Congestion Mitigation & Air Quality (CMAQ)	TR	35.6	22.4	28.1	18.0	104.0
FEDERAL SUBTOTAL*		222.8	167.3	190.2	145.3	725.6
OTHER		105.1	91.7	107.0	94.8	398.7
TOTAL*		327.9	259.0	297.3	240.0	1,124.2

***may not total correctly due to rounding**

Seq #	ATP	Route System	Project Number	Agency	Description	Miles	Program	Type of Work	Proposed Funds	Total	FHWA	AC	FTA	TH	Other
2	1	BB	TRF-0016-11A	DULUTH TRANSIT AUTHORITY	SECT 5307: DULUTH DIAL-A-RIDE TRANSIT OPERATING ASSISTANCE	0.0	B9	OPERATE BUS	LF	556,200	0	0	0	0	556,200
3	1	BB	TRF-0016-11B	DULUTH TRANSIT AUTHORITY	SECT 5307: DULUTH TRANSIT OPERATING ASSISTANCE REGULAR ROUTE & PREVENTATIVE MAINTENANCE	0.0	B9	OPERATE BUS	FTA	9,929,200	0	0	738,000	0	9,191,200
4	1	BB	TRF-0016-11C	DULUTH TRANSIT AUTHORITY	SECT. 5307: DULUTH TRANSIT CAPITAL	0.0	B9	BUS GRANT CAPITAL IMPROVEMENT	FTA	699,856	0	0	559,885	0	139,971
178	2	BB	TRF-0018-11A	EAST GRAND FORKS	SECT 5307: EAST GRAND FORKS DAR TRANSIT OPERATING ASSISTANCE	0.0	B9	OPERATE BUS	LF	68,000	0	0	0	0	68,000
179	2	BB	TRF-0018-11B	EAST GRAND FORKS	SECT 5307: EAST GRAND FORKS FIXED ROUTE TRANSIT OPERATING ASSISTANCE	0.0	B9	OPERATE BUS	FTA	225,000	0	0	71,000	0	154,000
180	2	BB	TRF-0018-11C	EAST GRAND FORKS	SECT 5307: EAST GRAND FORKS TRANSIT SHELTER	0.0	B9	BUS GRANT CAPITAL IMPROVEMENT	FTA	40,000	0	0	32,000	0	8,000
346	3	BB	TRF-0048-11A	METRO BUS	SECT 5307: DIAL A RIDE TRANSIT SERVICE OPERATING ASSISTANCE	0.0	B9	OPERATE BUS	LF	2,800,000	0	0	0	0	2,800,000
347	3	BB	TRF-0048-11B	METRO BUS	SECT 5307: FIXED ROUTE TRANSIT SERVICE OPERATING ASSISTANCE	0.0	B9	OPERATE BUS	FTA	6,124,000	0	0	874,000	0	5,250,000
348	3	BB	TRF-0048-11D	METRO BUS	SECT 5307:TRANSIT CAPITAL PURCHASES, OFFICE EQUIPMENT & COMPUTERS	0.0	B9	BUS GRANT CAPITAL IMPROVEMENT	FTA	35,000	0	0	28,000	0	7,000
349	3	BB	TRF-0048-11E	METRO BUS	SECT 5307:TRANSIT CAPITAL PURCHASES, MAINTENANCE TOOLS & EQUIPMENT	0.0	B9	BUS GRANT CAPITAL IMPROVEMENT	FTA	10,000	0	0	8,000	0	2,000
350	3	BB	TRF-0048-11EE	METRO BUS	SECT 5309: PURCHASE TWO LARGE BUSES	0.0	B9	BUS GRANT CAPITAL IMPROVEMENT	FTA	800,000	0	0	640,000	0	160,000
351	3	BB	TRF-0048-11F	METRO BUS	SECT 5307: TRANSIT CAPITALIZED PREVENTIVE MAINTENANCE	0.0	B9	BUS GRANT CAPITAL IMPROVEMENT	FTA	1,148,750	0	0	919,000	0	229,750
353	3	BB	TRF-0048-11NS	METRO BUS	OPERATING ASSISTANCE NORTHSTAR PHASE II COMMUTER BUS	0.0	B9	OPERATE BUS	FTA	500,000	0	0	100,000	0	400,000
354	3	BB	TRF-0048-11W	METRO BUS	SECT 5307: TRANSIT CAPITAL PURCHASES, ITS PROJECTS	0.0	B9	BUS GRANT CAPITAL IMPROVEMENT	FTA	25,000	0	0	20,000	0	5,000
602	4	BB	TRF-0034-11B	MOORHEAD	SECT 5307: CITY OF MOORHEAD RR TRANSIT OPERATING ASSISTANCE	0.0	B9	OPERATE BUS	FTA	1,800,000	0	0	700,000	0	1,100,000

Seq #	ATP	Route System	Project Number	Agency	Description	Miles	Program	Type of Work	Proposed Funds	Total	FHWA	AC	FTA	TH	Other
603	4	BB	TRF-0034-11C	MOORHEAD	SECT 5307: MOORHEAD PLANNING ASSISTANCE	0.0	B9	PLANNING	FTA	20,000	0	0	16,000	0	4,000
604	4	BB	TRF-0034-11D	MOORHEAD	SECT 5307: MOORHEAD PREVENTIVE MAINTENANCE	0.0	B9	PREVENTIVE MAINTENANCE	FTA	60,000	0	0	49,800	0	10,200
612	4	BB	TRS-0034-11A	MOORHEAD	SECT 5307: MOORHEAD DIAL-A-RIDE TRANSIT OPERATING ASSISTANCE	0.0	B9	OPERATE BUS	FTA	372,000	0	0	0	0	372,000
750	6	BB	TRF-0047-11A	ROCHESTER	SECT 5307: ROCHESTER DAR TRANSIT OPERATING ASSISTANCE	0.0	B9	OPERATE BUS	LF	705,928	0	0	0	0	705,928
751	6	BB	TRF-0047-11B	ROCHESTER	SECT 5307: ROCHESTER RR TRANSIT OPERATING ASSISTANCE	0.0	B9	OPERATE BUS	FTA	5,850,827	0	0	1,556,594	0	4,294,233
752	6	BB	TRF-0047-11C	ROCHESTER	SECT 5307/5309: PHASE IV: CONSTRUCT BUS GARAGE	0.0	B9	BUS GRANT CAPITAL IMPROVEMENT	FTA	15,000,000	0	0	12,000,000	0	3,000,000
757	6	BB	TRF-3780-11	LA CRESCENT	SECT 5307: LA CRESCENT TRANSIT OPERATING ASSISTANCE	0.0	B9	OPERATE BUS	FTA	222,161	0	0	90,000	0	132,161
1344	M	BB	TRF-TCMT-11	MET COUNCIL-MT	SECT 5307: TWIN CITIES MET COUNCIL MT-REPLACEMENT BUSES-ARTICULATED & 40-FOOT	0.0	B9	PURCHASE BUS	FTA	49,368,408	0	0	39,494,726	0	9,873,682
1345	M	BB	TRF-TCMT-11A	MET COUNCIL-MT	SECT 5307: TWIN CITIES MET COUNCIL MT-I35E & CO RD 14 PARK & RIDE (LINO LAKES)	0.0	B9	BUS GRANT CAPITAL IMPROVEMENT	FTA	1,500,000	0	0	1,200,000	0	300,000
1346	M	BB	TRF-TCMT-11AA	MET COUNCIL-MT	SECT 5307: TWIN CITIES MET COUNCIL MT-HWY 610 & NOBLE PARK & RIDE EXPANSION	0.0	B9	BUS GRANT CAPITAL IMPROVEMENT	FTA	9,000,000	0	0	7,200,000	0	1,800,000
1347	M	BB	TRF-TCMT-11AB	MET COUNCIL-MT	SECT 5307: TWIN CITIES MET COUNCIL MT-MAPLEWOOD MALL PARK & RIDE EXPANSION	0.0	B9	BUS GRANT CAPITAL IMPROVEMENT	FTA	7,000,000	0	0	5,600,000	0	1,400,000
1348	M	BB	TRF-TCMT-11B	MET COUNCIL-MT	SECT 5307: TWIN CITIES MET COUNCIL MT-WOODBURY PARK & RIDE EXPANSION	0.0	B9	BUS GRANT CAPITAL IMPROVEMENT	FTA	15,000,000	0	0	12,000,000	0	3,000,000
1349	M	BB	TRF-TCMT-11C	MET COUNCIL-MT	SECT 5307: TWIN CITIES MET COUNCIL MT-ASSOCIATED CAPITAL MAINTENANCE-BUS	0.0	B9	BUS GRANT CAPITAL IMPROVEMENT	FTA	2,600,000	0	0	2,080,000	0	520,000
1350	M	BB	TRF-TCMT-11D	MET COUNCIL-MTS	SECT 5307: TWIN CITIES MET COUNCIL MTS-VANGO CAP COST OF CONTRACTING	0.0	B9	BUS GRANT CAPITAL IMPROVEMENT	FTA	625,000	0	0	500,000	0	125,000
1352	M	BB	TRF-TCMT-11F	MET COUNCIL-MT	SECT 5307: TWIN CITIES MET COUNCIL MT-PREVENTIVE MAINTENANCE	0.0	B9	BUS GRANT CAPITAL IMPROVEMENT	FTA	31,875,000	0	0	25,500,000	0	6,375,000

Seq #	ATP	Route System	Project Number	Agency	Description	Miles	Program	Type of Work	Proposed Funds	Total	FHWA	AC	FTA	TH	Other
1353	M	BB	TRF-TCMT-11G	MET COUNCIL-MT	SECT 5307: TWIN CITIES MET COUNCIL MT- CAPITAL LEASE-TIRES	0.0	B9	PURCHASE BUS	FTA	2,004,829	0	0	1,603,863	0	400,966
1354	M	BB	TRF-TCMT-11H	MET COUNCIL-MT	SECT 5307: TWIN CITIES MET COUNCIL MT- SECURITY/SAFETY FOR 1%	0.0	B9	BUS GRANT CAPITAL IMPROVEMENT	FTA	700,000	0	0	560,000	0	140,000
1355	M	BB	TRF-TCMT-11J	MET COUNCIL-MT	SECT 5307: TWIN CITIES MET COUNCIL MT-0.5% FOR MT STAFF TRAINING/CERTIFICATION	0.0	B9	BUS GRANT CAPITAL IMPROVEMENT	FTA	318,750	0	0	255,000	0	63,750
1356	M	BB	TRF-TCMT-11K	MET COUNCIL-MT	SECT 5307: TWIN CITIES MET COUNCIL MT- TRANSIT ENHANCEMENTS 1%	0.0	B9	BUS GRANT CAPITAL IMPROVEMENT	FTA	700,000	0	0	560,000	0	140,000
1357	M	BB	TRF-TCMT-11L	MET COUNCIL-U OFM	SECT 5307: TWIN CITIES MET COUNCIL U OF M-U OF M BUS ACQUISITION	0.0	B9	PURCHASE BUS	FTA	375,000	0	0	300,000	0	75,000
1358	M	BB	TRF-TCMT-11M	MET COUNCIL-MT	SECT 5307: TWIN CITIES MET COUNCIL MT- TRANSIT BUSINESS COMPUTER SYSTEMS(HW & SW)	0.0	B9	BUS GRANT CAPITAL IMPROVEMENT	FTA	2,500,000	0	0	2,000,000	0	500,000
1360	M	BB	TRF-TCMT-11P	MET COUNCIL-MTS	SECT 5307: TWIN CITIES MET COUNCIL MTS-MTS BUS ACQUISITION	0.0	B9	PURCHASE BUS	FTA	4,375,000	0	0	3,500,000	0	875,000
1361	M	BB	TRF-TCMT-11Q	MET COUNCIL-MTS	SECT 5307: TWIN CITIES MET COUNCIL MTS- METRO MOBILITY CAPITAL COST OF CONTRACTING FOR SERVICES	0.0	B9	BUS GRANT CAPITAL IMPROVEMENT	FTA	5,312,500	0	0	4,250,000	0	1,062,500
1362	M	BB	TRF-TCMT-11R	MET COUNCIL-MTS	SECT 5307: TWIN CITIES MET COUNCIL MTS- REGIONAL FLEET CAPITAL COST OF CONTRACTING	0.0	B9	BUS GRANT CAPITAL IMPROVEMENT	FTA	3,125,000	0	0	2,500,000	0	625,000
1365	M	BB	TRF-TCMT-11U	MET COUNCIL-MT	SECT 5307: TWIN CITIES MET COUNCIL MT-FTH2	0.0	B9	BUS GRANT CAPITAL IMPROVEMENT	FTA	20,000,000	0	0	16,000,000	0	4,000,000
1369	M	BB	TRF-TCMT-11Y	MET COUNCIL-MTS	SECT 5307: TWIN CITIES MET COUNCIL MTS- PREVENTIVE MAINTENANCE - SWT	0.0	B9	BUS GRANT CAPITAL IMPROVEMENT	FTA	580,000	0	0	464,000	0	116,000
1370	M	BB	TRF-TCMT-11Z	MET COUNCIL-MTS	SECT 5307: TWIN CITIES MET COUNCIL MTS-COP PAYMENT FOR EAGAN BUS GARAGE EXPANSION - MVTA	0.0	B9	BUS GRANT CAPITAL IMPROVEMENT	FTA	500,000	0	0	400,000	0	100,000
										\$204,451,409	\$0	\$0	\$144,369,868	\$0	\$60,081,541

Seq #	ATP	Route System	Project Number	Agency	Description	Miles	Program	Type of Work	Proposed Funds	Total	FHWA	AC	FTA	TH	Other
75	1	BB	TRF-0016-12A	DULUTH TRANSIT AUTHORITY	SECT 5307: DULUTH DIAL-A-RIDE TRANSIT OPERATING ASSISTANCE	0.0	B9	OPERATE BUS	LF	572,886	0	0	0	0	572,886
76	1	BB	TRF-0016-12B	DULUTH TRANSIT AUTHORITY	SECT 5307: DULUTH TRANSIT OPERATING ASSISTANCE REGULAR ROUTE & PREVENTATIVE MAINTENANCE	0.0	B9	OPERATE BUS	FTA	10,227,076	0	0	738,000	0	9,489,076
77	1	BB	TRF-0016-12C	DULUTH TRANSIT AUTHORITY	SECT 5307: DULUTH TRANSIT CAPITAL	0.0	B9	BUS GRANT CAPITAL IMPROVEMENT	FTA	699,856	0	0	559,885	0	139,971
224	2	BB	TRF-0018-12A	EAST GRAND FORKS	SECT 5307: EAST GRAND FORKS DAR TRANSIT OPERATING ASSISTANCE	0.0	B9	OPERATE BUS	LF	70,000	0	0	0	0	70,000
225	2	BB	TRF-0018-12B	EAST GRAND FORKS	SECT 5307: EAST GRAND FORKS FIXED ROUTE TRANSIT OPERATING ASSISTANCE	0.0	B9	OPERATE BUS	FTA	230,000	0	0	73,000	0	157,000
449	3	BB	TRF-0048-12A	METRO BUS	SECT 5307: DIAL A RIDE TRANSIT SERVICE OPERATING ASSISTANCE	0.0	B9	OPERATE BUS	LF	2,800,000	0	0	0	0	2,800,000
450	3	BB	TRF-0048-12B	METRO BUS	SECT 5307: FIXED ROUTE TRANSIT SERVICE OPERATING ASSISTANCE	0.0	B9	OPERATE BUS	FTA	6,574,000	0	0	874,000	0	5,700,000
451	3	BB	TRF-0048-12D	METRO BUS	SECT 5307: TRANSIT CAPITAL PURCHASES, OFFICE EQUIPMENT & COMPUTERS	0.0	B9	BUS GRANT CAPITAL IMPROVEMENT	FTA	25,000	0	0	20,000	0	5,000
452	3	BB	TRF-0048-12E	METRO BUS	SECT 5307: TRANSIT CAPITAL PURCHASES, MAINTENANCE TOOLS & EQUIPMENT	0.0	B9	BUS GRANT CAPITAL IMPROVEMENT	FTA	10,000	0	0	8,000	0	2,000
453	3	BB	TRF-0048-12F	METRO BUS	SECT 5307: TRANSIT CAPITALIZED PREVENTIVE MAINTENANCE	0.0	B9	BUS GRANT CAPITAL IMPROVEMENT	FTA	941,250	0	0	753,000	0	188,250
454	3	BB	TRF-0048-12NS	METRO BUS	OPERATING ASSISTANCE NORTHSTAR PHASE II COMMUTER BUS	0.0	B9	OPERATE BUS	FTA	500,000	0	0	100,000	0	400,000
455	3	BB	TRF-0048-12O	METRO BUS	SECT 5307: TRANSIT CAPITAL PURCHASES, PURCHASE 2 SMALL BUSES	0.0	B9	BUS GRANT CAPITAL IMPROVEMENT	FTA	280,000	0	0	224,000	0	56,000
456	3	BB	TRF-0048-12V	METRO BUS	SECT 5307: TRANSIT CAPITAL PURCHASES, BUS SHELTER TRANSIT AMENITY PROGRAM	0.0	B9	BUS GRANT CAPITAL IMPROVEMENT	FTA	30,000	0	0	24,000	0	6,000
457	3	BB	TRF-0048-12W	METRO BUS	SECT 5307: TRANSIT CAPITAL PURCHASE, ITS PROJECTS	0.0	B9	BUS GRANT CAPITAL IMPROVEMENT	FTA	25,000	0	0	20,000	0	5,000
642	4	BB	TRF-0034-12B	MOORHEAD	SECT 5307: CITY OF MOORHEAD RR TRANSIT OPERATING ASSISTANCE	0.0	B9	OPERATE BUS	FTA	2,100,000	0	0	1,676,000	0	424,000

Seq #	ATP	Route System	Project Number	Agency	Description	Miles	Program	Type of Work	Proposed Funds	Total	FHWA	AC	FTA	TH	Other
643	4	BB	TRF-0034-12C	MOORHEAD	SECT 5307: MOORHEAD PLANNING ASSISTANCE	0.0	B9	PLANNING	FTA	21,000	0	0	17,000	0	4,000
644	4	BB	TRF-0034-12D	MOORHEAD	SECT 5307: MOORHEAD PREVENTIVE MAINTENANCE	0.0	B9	PREVENTIVE MAINTENANCE	FTA	70,000	0	0	56,000	0	14,000
652	4	BB	TRS-0034-12A	MOORHEAD	SECT 5307: MOORHEAD DIAL-A-RIDE TRANSIT OPERATING ASSISTANCE	0.0	B9	OPERATE BUS	FTA	389,000	0	0	0	0	389,000
822	6	BB	TRF-0047-12A	ROCHESTER	SECT 5307: ROCHESTER DAR TRANSIT OPERATING ASSISTANCE	0.0	B9	OPERATE BUS	LF	727,106	0	0	0	0	727,106
823	6	BB	TRF-0047-12B	ROCHESTER	SECT 5307: ROCHESTER RR TRANSIT OPERATING ASSISTANCE	0.0	B9	OPERATE BUS	FTA	6,026,352	0	0	1,603,292	0	4,423,060
824	6	BB	TRF-0047-12C	ROCHESTER	SECT 5307/5309: CITY OF ROCHESTER - NORTHWEST TRANSIT HUB - DESIGN	0.0	B9	BUS GRANT CAPITAL IMPROVEMENT	FTA	150,000	0	0	120,000	0	30,000
825	6	BB	TRF-0047-12D	ROCHESTER	SECT 5307/5309: ROCHESTER DESIGN/CONSTRUCT ST MARY'S TRANSIT HUB	0.0	B9	BUS GRANT CAPITAL IMPROVEMENT	FTA	200,000	0	0	160,000	0	40,000
830	6	BB	TRF-3780-12	LA CRESCENT	SECT 5307: LA CRESCENT TRANSIT OPERATING ASSISTANCE	0.0	B9	OPERATE BUS	FTA	228,126	0	0	92,000	0	136,126
1565	M	BB	TRF-TCMT-12	MET COUNCIL-MT	SECT 5307: TWIN CITIES MET COUNCIL MT-BUS ACQUISITION	0.0	B9	PURCHASE BUS	FTA	39,891,889	0	0	31,913,511	0	7,978,378
1566	M	BB	TRF-TCMT-12A	MET COUNCIL-MT	SECT 5307: TWIN CITIES MET COUNCIL MT-PREVENTIVE MAINTENANCE	0.0	B9	BUS GRANT CAPITAL IMPROVEMENT	FTA	31,875,000	0	0	25,500,000	0	6,375,000
1567	M	BB	TRF-TCMT-12B	MET COUNCIL-MT	SECT 5307: TWIN CITIES MET COUNCIL MT-ASSOCIATED CAPITAL MAINTENANCE-BUS	0.0	B9	BUS GRANT CAPITAL IMPROVEMENT	FTA	2,600,000	0	0	2,080,000	0	520,000
1568	M	BB	TRF-TCMT-12C	MET COUNCIL-MT	SECT 5307: TWIN CITIES MET COUNCIL MT-SECURITY/SAFETY FOR 1%	0.0	B9	BUS GRANT CAPITAL IMPROVEMENT	FTA	700,000	0	0	560,000	0	140,000
1569	M	BB	TRF-TCMT-12D	MET COUNCIL-MT	SECT 5307: TWIN CITIES MET COUNCIL MT-CAPITAL LEASE-TIRES	0.0	B9	PURCHASE BUS	FTA	2,100,678	0	0	1,680,542	0	420,136
1570	M	BB	TRF-TCMT-12E	MET COUNCIL-MT	SECT 5307: TWIN CITIES MET COUNCIL MT-0.5% FOR MT STAFF TRAINING/CERTIFICATION	0.0	B9	BUS GRANT CAPITAL IMPROVEMENT	FTA	337,500	0	0	270,000	0	67,500
1571	M	BB	TRF-TCMT-12F	MET COUNCIL-MT	SECT 5307: TWIN CITIES MET COUNCIL MT-TRANSIT ENHANCEMENTS 1%	0.0	B9	BUS GRANT CAPITAL IMPROVEMENT	FTA	700,000	0	0	560,000	0	140,000
1572	M	BB	TRF-TCMT-12G	MET COUNCIL-MTS	SECT 5307: TWIN CITIES MET COUNCIL MTS-BUS ACQUISITIONS	0.0	B9	PURCHASE BUS	FTA	2,812,500	0	0	2,250,000	0	562,500

Seq #	ATP	Route System	Project Number	Agency	Description	Miles	Program	Type of Work	Proposed Funds	Total	FHWA	AC	FTA	TH	Other
1573	M	BB	TRF-TCMT-12H	MET COUNCIL-MTS	SECT 5307: TWIN CITIES MET COUNCIL MTS- METRO MOBILITY CAPITAL COST OF CONTRACTING FOR SERVICES	0.0	B9	BUS GRANT CAPITAL IMPROVEMENT	FTA	5,312,500	0	0	4,250,000	0	1,062,500
1574	M	BB	TRF-TCMT-12J	MET COUNCIL-MTS	SECT 5307: TWIN CITIES MET COUNCIL MTS- REGIONAL FLEET CAPITAL COST OF CONTRACTING	0.0	B9	BUS GRANT CAPITAL IMPROVEMENT	FTA	3,125,000	0	0	2,500,000	0	625,000
1575	M	BB	TRF-TCMT-12K	MET COUNCIL-MTS	SECT 5307: TWIN CITIES MET COUNCIL MTS- VANGO CAP COST OF CONTRACTING	0.0	B9	BUS GRANT CAPITAL IMPROVEMENT	FTA	625,000	0	0	500,000	0	125,000
1576	M	BB	TRF-TCMT-12L	MET COUNCIL-MT	SECT 5307: TWIN CITIES MET COUNCIL MT-FTH2	0.0	B9	BUS GRANT CAPITAL IMPROVEMENT	FTA	20,000,000	0	0	16,000,000	0	4,000,000
1580	M	BB	TRF-TCMT-12Q	MET COUNCIL-MT	SECT 5307: TWIN CITIES MET COUNCIL MT- TRANSIT BUSINESS COMPUTER HW & SW	0.0	B9	BUS GRANT CAPITAL IMPROVEMENT	FTA	2,500,000	0	0	2,000,000	0	500,000
1581	M	BB	TRF-TCMT-12R	MET COUNCIL-MT	SECT 5307: TWIN CITIES MET COUNCIL MT-I35E & CO RD E PARK & RIDE	0.0	B9	BUS GRANT CAPITAL IMPROVEMENT	FTA	3,910,000	0	0	3,128,000	0	782,000
1582	M	BB	TRF-TCMT-12S	MET COUNCIL-MTS	SECT 5307: TWIN CITIES MET COUNCIL MTS- PREVENTIVE MAINTENANCE - SWT	0.0	B9	BUS GRANT CAPITAL IMPROVEMENT	FTA	585,000	0	0	468,000	0	117,000
1583	M	BB	TRF-TCMT-12T	MET COUNCIL-U OFM	SECT 5307: TWIN CITIES MET COUNCIL U OF M-U OF M BUS ACQUISITION	0.0	B9	PURCHASE BUS	FTA	375,000	0	0	300,000	0	75,000
1584	M	BB	TRF-TCMT-12U	MET COUNCIL-MTS	SECT 5307: TWIN CITIES MET COUNCIL MTS-COP PAYMENT FOR EAGAN BUS GARAGE EXPANSION - MVTA	0.0	B9	BUS GRANT CAPITAL IMPROVEMENT	FTA	500,000	0	0	400,000	0	100,000
										\$150,846,719	\$0	\$0	\$101,478,230	\$0	\$49,368,489

Seq #	ATP	Route System	Project Number	Agency	Description	Miles	Program	Type of Work	Proposed Funds	Total	FHWA	AC	FTA	TH	Other
108	1	BB	TRF-0016-13A	DULUTH TRANSIT AUTHORITY	SECT 5307: DULUTH DIAL-A-RIDE TRANSIT OPERATING ASSISTANCE	0.0	B9	OPERATE BUS	LF	590,073	0	0	0	0	590,073
109	1	BB	TRF-0016-13B	DULUTH TRANSIT AUTHORITY	SECT 5307: DULUTH TRANSIT OPERATING ASSISTANCE REGULAR ROUTE	0.0	B9	OPERATE BUS	FTA	10,533,888	0	0	738,000	0	9,795,888
110	1	BB	TRF-0016-13C	DULUTH TRANSIT AUTHORITY	SECT. 5307: DULUTH TRANSIT CAPITAL	0.0	B9	BUS GRANT CAPITAL IMPROVEMENT	FTA	699,856	0	0	559,885	0	139,971
267	2	BB	TRF-0018-13A	EAST GRAND FORKS	SECT 5307: EAST GRAND FORKS DAR TRANSIT OPERATING ASSISTANCE	0.0	B9	OPERATE BUS	LF	72,000	0	0	0	0	72,000
268	2	BB	TRF-0018-13B	EAST GRAND FORKS	SECT 5307: EAST GRAND FORKS FIXED ROUTE TRANSIT OPERATING ASSISTANCE	0.0	B9	OPERATE BUS	FTA	235,000	0	0	75,000	0	160,000
269	2	BB	TRF-0018-13C	EAST GRAND FORKS	SECT 5307: EAST GRAND FORKS TRANSIT SHELTER	0.0	B9	BUS GRANT CAPITAL IMPROVEMENT	FTA	40,000	0	0	32,000	0	8,000
503	3	BB	TRF-0048-13A	METRO BUS	SECT 5307: DIAL A RIDE TRANSIT SERVICE OPERATING ASSISTANCE	0.0	B9	OPERATE BUS	LF	2,850,000	0	0	0	0	2,850,000
504	3	BB	TRF-0048-13B	METRO BUS	SECT 5307: FIXED ROUTE RANSIT SERVICE OPERATING ASSISTANCE	0.0	B9	OPERATE BUS	FTA	8,074,000	0	0	874,000	0	7,200,000
505	3	BB	TRF-0048-13D	METRO BUS	SECT 5307: TRANSIT CAPITAL PURCHASES, OFFICE EQUIPMENT & COMPUTERS	0.0	B9	BUS GRANT CAPITAL IMPROVEMENT	FTA	25,000	0	0	20,000	0	5,000
506	3	BB	TRF-0048-13E	METRO BUS	SECT 5307: TRANSIT CAPITAL PURCHASES, MAINTENANCE TOOLS & EQUIPMENT	0.0	B9	BUS GRANT CAPITAL IMPROVEMENT	FTA	10,000	0	0	8,000	0	2,000
508	3	BB	TRF-0048-13F	METRO BUS	SECT 5307: TRANSIT CAPITALIZED PREVENTIVE MAINTENANCE	0.0	B9	BUS GRANT CAPITAL IMPROVEMENT	FTA	1,026,250	0	0	821,000	0	205,250
510	3	BB	TRF-0048-13O	METRO BUS	SECT 5307: TRANSIT CAPITAL PURCHASES, 2 SMALL BUSES	0.0	B9	BUS GRANT CAPITAL IMPROVEMENT	FTA	280,000	0	0	224,000	0	56,000
511	3	BB	TRF-0048-13V	METRO BUS	SECT 5307: TRANSIT CAPITAL PURCHASES, BUS SHELTER AMENITY PROGRAM	0.0	B9	BUS GRANT CAPITAL IMPROVEMENT	FTA	20,000	0	0	16,000	0	4,000
512	3	BB	TRF-0048-13W	METRO BUS	SECT 5307: TRANSIT CAPITAL PURCHASES, ITS PROJECTS	0.0	B9	BUS GRANT CAPITAL IMPROVEMENT	FTA	25,000	0	0	20,000	0	5,000
682	4	BB	TRF-0034-13B	MOORHEAD	SECT 5307: CITY OF MOORHEAD RR TRANSIT OPERATING ASSISTANCE	0.0	B9	OPERATE BUS	FTA	2,200,000	0	0	1,760,000	0	440,000

Seq #	ATP	Route System	Project Number	Agency	Description	Miles	Program	Type of Work	Proposed Funds	Total	FHWA	AC	FTA	TH	Other
683	4	BB	TRF-0034-13C	MOORHEAD	SECT 5307: MOORHEAD PLANNING ASSISTANCE	0.0	B9	PLANNING	FTA	21,000	0	0	17,000	0	4,000
684	4	BB	TRF-0034-13D	MOORHEAD	SECT 5307: MOORHEAD PREVENTIVE MAINTENANCE	0.0	B9	PREVENTIVE MAINTENANCE	FTA	70,000	0	0	56,000	0	14,000
685	4	BB	TRF-0034-13F	MOORHEAD	SECT 5307: CITY OF MOORHEAD PURCHASE BUS RELATED EQUIPMENT	0.0	B9	PURCHASE BUS	FTA	50,000	0	0	40,000	0	10,000
686	4	BB	TRF-0034-13G	MOORHEAD	SECT 5307: CITY OF MOORHEAD PURCHASE 2 VANS	0.0	B9	PURCHASE BUS	FTA	44,000	0	0	35,200	0	8,800
692	4	BB	TRS-0034-13A	MOORHEAD	SECT 5307: MOORHEAD DIAL-A-RIDE TRANSIT OPERATING ASSISTANCE	0.0	B9	OPERATE BUS	FTA	423,000	0	0	0	0	423,000
880	6	BB	TRF-0047-13A	ROCHESTER	SECT 5307: ROCHESTER DAR TRANSIT OPERATING ASSISTANCE	0.0	B9	OPERATE BUS	LF	748,919	0	0	0	0	748,919
881	6	BB	TRF-0047-13B	ROCHESTER	SECT 5307: ROCHESTER RR TRANSIT OPERATING ASSISTANCE	0.0	B9	OPERATE BUS	FTA	6,379,522	0	0	1,735,856	0	4,643,666
886	6	BB	TRF-3780-13	LA CRESCENT	SECT 5307: LA CRESCENT TRANSIT OPERATING ASSISTANCE	0.0	B9	OPERATE BUS	FTA	234,210	0	0	94,000	0	140,210
1695	M	BB	TRF-TCMT-13	MET COUNCIL-MT	SECT 5307: TWIN CITIES MET COUNCIL MT-ASSOCIATED CAPITAL MAINTENANCE-BUS	0.0	B9	BUS GRANT CAPITAL IMPROVEMENT	FTA	2,600,000	0	0	2,080,000	0	520,000
1696	M	BB	TRF-TCMT-13A	MET COUNCIL-MT	SECT 5307: TWIN CITIES MET COUNCIL MT-BUS ACQUISITION	0.0	B9	PURCHASE BUS	FTA	48,857,058	0	0	39,085,646	0	9,771,412
1697	M	BB	TRF-TCMT-13B	MET COUNCIL-MT	SECT 5307: TWIN CITIES MET COUNCIL MT-SECURITY/SAFETY FOR 1%	0.0	B9	BUS GRANT CAPITAL IMPROVEMENT	FTA	700,000	0	0	560,000	0	140,000
1698	M	BB	TRF-TCMT-13C	MET COUNCIL-MT	SECT 5307: TWIN CITIES MET COUNCIL MT-PREVENTIVE MAINTENANCE	0.0	B9	BUS GRANT CAPITAL IMPROVEMENT	FTA	31,875,000	0	0	25,500,000	0	6,375,000
1699	M	BB	TRF-TCMT-13D	MET COUNCIL-MT	SECT 5307: TWIN CITIES MET COUNCIL MT-TRANSIT ENHANCEMENTS 1%	0.0	B9	BUS GRANT CAPITAL IMPROVEMENT	FTA	700,000	0	0	560,000	0	140,000
1700	M	BB	TRF-TCMT-13E	MET COUNCIL-MT	SECT 5307: TWIN CITIES MET COUNCIL MT-CAPITAL LEASE-TIRES	0.0	B9	PURCHASE BUS	FTA	2,196,645	0	0	1,757,316	0	439,329
1701	M	BB	TRF-TCMT-13F	MET COUNCIL-MT	SECT 5307: TWIN CITIES MET COUNCIL MT-TRANSIT BUSINESS COMPUTER HW & SW	0.0	B9	BUS GRANT CAPITAL IMPROVEMENT	FTA	2,500,000	0	0	2,000,000	0	500,000
1702	M	BB	TRF-TCMT-13G	MET COUNCIL-MTS	SECT 5307: TWIN CITIES MET COUNCIL MTS-VANGO CAP COST OF CONTRACTING	0.0	B9	BUS GRANT CAPITAL IMPROVEMENT	FTA	625,000	0	0	500,000	0	125,000

Seq #	ATP	Route System	Project Number	Agency	Description	Miles	Program	Type of Work	Proposed Funds	Total	FHWA	AC	FTA	TH	Other
1703	M	BB	TRF-TCMT-13H	MET COUNCIL-MTS	SECT 5307: TWIN CITIES MET COUNCIL MTS- METRO MOBILITY CAPITAL COST OF CONTRACTING FOR SERVICES	0.0	B9	BUS GRANT CAPITAL IMPROVEMENT	FTA	5,312,500	0	0	4,250,000	0	1,062,500
1704	M	BB	TRF-TCMT-13J	MET COUNCIL-MTS	SECT 5307: TWIN CITIES MET COUNCIL MTS- REGIONAL FLEET CAPITAL COST OF CONTRACTING	0.0	B9	BUS GRANT CAPITAL IMPROVEMENT	FTA	3,125,000	0	0	2,500,000	0	625,000
1705	M	BB	TRF-TCMT-13K	MET COUNCIL-U OFM	SECT 5307: TWIN CITIES MET COUNCIL U OF M-U OF MN BUS ACQUISITION	0.0	B9	PURCHASE BUS	FTA	375,000	0	0	300,000	0	75,000
1706	M	BB	TRF-TCMT-13L	MET COUNCIL-MT	SECT 5307: TWIN CITIES MET COUNCIL MT-FTH2	0.0	B9	BUS GRANT CAPITAL IMPROVEMENT	FTA	20,000,000	0	0	16,000,000	0	4,000,000
1707	M	BB	TRF-TCMT-13M	MET COUNCIL-MTS	SECT 5307: TWIN CITIES MET COUNCIL MTS-MTS BUS ACQUISITION	0.0	B9	PURCHASE BUS	FTA	4,000,000	0	0	3,200,000	0	800,000
1714	M	BB	TRF-TCMT-13U	MET COUNCIL-MTS	SECT 5307: TWIN CITIES MET COUNCIL MTS- PREVENTIVE MAINTENANCE - SWT	0.0	B9	BUS GRANT CAPITAL IMPROVEMENT	FTA	590,000	0	0	472,000	0	118,000
1715	M	BB	TRF-TCMT-13V	MET COUNCIL-MTS	SECT 5307: TWIN CITIES MET COUNCIL MTS-COP PAYMENT FOR EAGAN BUS GARAGE EXPANSION - MVTA	0.0	B9	BUS GRANT CAPITAL IMPROVEMENT	FTA	500,000	0	0	400,000	0	100,000
1716	M	BB	TRF-TCMT-13W	MET COUNCIL-MT	SECT 5307: TWIN CITIES MET COUNCIL MT-I94 AT MANNING AVE PARK & RIDE	0.0	B9	BUS GRANT CAPITAL IMPROVEMENT	FTA	13,210,000	0	0	10,568,000	0	2,642,000
										\$171,817,921	\$0	\$0	\$116,858,903	\$0	\$54,959,018

Seq #	ATP	Route System	Project Number	Agency	Description	Miles	Program	Type of Work	Proposed Funds	Total	FHWA	AC	FTA	TH	Other
150	1	BB	TRF-0016-14A	DULUTH TRANSIT AUTHORITY	SECT 5307: DULUTH DIAL-A-RIDE TRANSIT OPERATING ASSISTANCE	0.0	B9	OPERATE BUS	LF	607,775	0	0	0	0	607,775
151	1	BB	TRF-0016-14B	DULUTH TRANSIT AUTHORITY	SECT 5307: DULUTH TRANSIT OPERATING ASSISTANCE REGULAR ROUTE	0.0	B9	OPERATE BUS	FTA	10,849,905	0	0	738,000	0	10,111,905
152	1	BB	TRF-0016-14C	DULUTH TRANSIT AUTHORITY	SECT. 5307: DULUTH TRANSIT CAPITAL	0.0	B9	BUS GRANT CAPITAL IMPROVEMENT	FTA	699,856	0	0	559,885	0	139,971
311	2	BB	TRF-0018-14A	EAST GRAND FORKS	SECT 5307: EAST GRAND FORKS DAR TRANSIT OPERATING ASSISTANCE	0.0	B9	OPERATE BUS	LF	74,000	0	0	0	0	74,000
312	2	BB	TRF-0018-14B	EAST GRAND FORKS	SECT 5307: EAST GRAND FORKS FIXED ROUTE TRANSIT OPERATING ASSISTANCE	0.0	B9	OPERATE BUS	FTA	240,000	0	0	77,000	0	163,000
313	2	BB	TRF-0018-14C	EAST GRAND FORKS	SECT 5307: EAST GRAND FORKS TRANSIT SHELTER	0.0	B9	BUS GRANT CAPITAL IMPROVEMENT	FTA	40,000	0	0	32,000	0	8,000
550	3	BB	TRF-0048-14A	METRO BUS	SECT 5307: DIAL A RIDE TRANSIT SERVICE OPERATING ASSISTANCE	0.0	B9	OPERATE BUS	LF	2,900,000	0	0	0	0	2,900,000
551	3	BB	TRF-0048-14B	METRO BUS	SECT 5307: FIXED ROUTE RANSIT SERVICE OPERATING ASSISTANCE	0.0	B9	OPERATE BUS	FTA	8,774,000	0	0	874,000	0	7,900,000
552	3	BB	TRF-0048-14D	METRO BUS	SECT 5307: TRANSIT CAPITAL PURCHASES, OFFICE EQUIPMENT & COMPUTERS	0.0	B9	BUS GRANT CAPITAL IMPROVEMENT	FTA	25,000	0	0	20,000	0	5,000
553	3	BB	TRF-0048-14E	METRO BUS	SECT 5307: TRANSIT CAPITAL PURCHASES, MAINTENANCE TOOLS & EQUIPMENT	0.0	B9	BUS GRANT CAPITAL IMPROVEMENT	FTA	10,000	0	0	8,000	0	2,000
554	3	BB	TRF-0048-14EE	METRO BUS	SECT 5309: ST CLOUD TRANSIT CAPITAL PURCHASES, 5 LARGE BUSES	0.0	B9	PURCHASE BUS	FTA	2,250,000	0	0	1,800,000	0	450,000
555	3	BB	TRF-0048-14F	METRO BUS	SECT 5307: TRANSIT CAPITALIZED PREVENTIVE MAINTENANCE	0.0	B9	BUS GRANT CAPITAL IMPROVEMENT	FTA	1,101,250	0	0	881,000	0	220,250
557	3	BB	TRF-0048-14O	METRO BUS	SECT 5307: TRANSIT CAPITAL PURCHASES, 2 SMALL BUSES	0.0	B9	BUS GRANT CAPITAL IMPROVEMENT	FTA	320,000	0	0	256,000	0	64,000
558	3	BB	TRF-0048-14V	METRO BUS	SECT 5307: TRANSIT CAPITAL PURCHASES, BUS SHELTER AMENITY PROGRAM	0.0	B9	BUS GRANT CAPITAL IMPROVEMENT	FTA	25,000	0	0	20,000	0	5,000
559	3	BB	TRF-0048-14W	METRO BUS	SECT 5307: ITS PROJECTS	0.0	B9	BUS GRANT CAPITAL IMPROVEMENT	FTA	25,000	0	0	20,000	0	5,000

Seq #	ATP	Route System	Project Number	Agency	Description	Miles	Program	Type of Work	Proposed Funds	Total	FHWA	AC	FTA	TH	Other
716	4	BB	TRF-0034-14B	MOORHEAD	SECT 5307: CITY OF MOORHEAD RR TRANSIT OPERATING ASSISTANCE	0.0	B9	OPERATE BUS	FTA	2,200,000	0	0	1,760,000	0	440,000
717	4	BB	TRF-0034-14C	MOORHEAD	SECT 5307: MOORHEAD PLANNING ASSISTANCE	0.0	B9	PLANNING	FTA	22,000	0	0	17,600	0	4,400
718	4	BB	TRF-0034-14D	MOORHEAD	SECT 5307: MOORHEAD PREVENTIVE MAINTENANCE	0.0	B9	PREVENTIVE MAINTENANCE	FTA	70,000	0	0	56,000	0	14,000
725	4	BB	TRS-0034-14A	MOORHEAD	SECT 5307: MOORHEAD DIAL-A-RIDE TRANSIT OPERATING ASSISTANCE	0.0	B9	OPERATE BUS	FTA	403,000	0	0	0	0	403,000
929	6	BB	TRF-0047-14A	ROCHESTER	SECT 5307: ROCHESTER DAR TRANSIT OPERATING ASSISTANCE	0.0	B9	OPERATE BUS	LF	771,387	0	0	0	0	771,387
930	6	BB	TRF-0047-14B	ROCHESTER	SECT 5307: ROCHESTER RR TRANSIT OPERATING ASSISTANCE	0.0	B9	OPERATE BUS	FTA	6,742,976	0	0	1,735,856	0	5,007,120
931	6	BB	TRF-0047-14C	ROCHESTER	SECT 5307/5309: ELECTRONIC FAREBOXES/OTHER ITS	0.0	B9	BUS GRANT CAPITAL IMPROVEMENT	FTA	1,500,000	0	0	1,200,000	0	300,000
932	6	BB	TRF-0047-14D	ROCHESTER	SECT 5307: CONSTRUCT PARK & RIDE STRUCTURED PARKING	0.0	B9	BUS GRANT CAPITAL IMPROVEMENT	FTA	5,000,000	0	0	4,000,000	0	1,000,000
937	6	BB	TRF-3780-14	LA CRESCENT	SECT 5307: LA CRESCENT TRANSIT OPERATING ASSISTANCE	0.0	B9	OPERATE BUS	FTA	234,210	0	0	94,000	0	140,210
1834	M	BB	TRF-TCMT-14	MET COUNCIL-MT	SECT 5307: TWIN CITIES MET COUNCIL MT-ASSOCIATED CAPITAL MAINTENANCE-BUS	0.0	B9	BUS GRANT CAPITAL IMPROVEMENT	FTA	2,904,360	0	0	2,323,488	0	580,872
1835	M	BB	TRF-TCMT-14A	MET COUNCIL-MT	SECT 5307: TWIN CITIES MET COUNCIL MT-CAPITAL LEASE-TIRES	0.0	B9	PURCHASE BUS	FTA	2,297,129	0	0	1,837,703	0	459,426
1836	M	BB	TRF-TCMT-14B	MET COUNCIL-MT	SECT 5307: TWIN CITIES MET COUNCIL MT-BUS ACQUISITION	0.0	B9	PURCHASE BUS	FTA	44,951,650	0	0	35,961,320	0	8,990,330
1837	M	BB	TRF-TCMT-14C	MET COUNCIL-MT	SECT 5307: TWIN CITIES MET COUNCIL MT-PREVENTIVE MAINTENANCE	0.0	B9	BUS GRANT CAPITAL IMPROVEMENT	FTA	12,500,000	0	0	10,000,000	0	2,500,000
1838	M	BB	TRF-TCMT-14D	MET COUNCIL-MT	SECT 5307: TWIN CITIES MET COUNCIL MT-SECURITY/SAFETY FOR 1%	0.0	B9	BUS GRANT CAPITAL IMPROVEMENT	FTA	700,000	0	0	560,000	0	140,000
1839	M	BB	TRF-TCMT-14E	MET COUNCIL-MT	SECT 5307: TWIN CITIES MET COUNCIL MT-TRANSIT ENHANCEMENTS 1%	0.0	B9	BUS GRANT CAPITAL IMPROVEMENT	FTA	700,000	0	0	560,000	0	140,000
1840	M	BB	TRF-TCMT-14F	MET COUNCIL-MT	SECT 5307: TWIN CITIES MET COUNCIL MT-TRANSIT BUSINESS COMPUTER HW & SW	0.0	B9	BUS GRANT CAPITAL IMPROVEMENT	FTA	2,500,000	0	0	2,000,000	0	500,000

Seq #	ATP	Route System	Project Number	Agency	Description	Miles	Program	Type of Work	Proposed Funds	Total	FHWA	AC	FTA	TH	Other
1841	M	BB	TRF-TCMT-14G	MET COUNCIL-MTS	SECT 5307: TWIN CITIES MET COUNCIL MTS-VANGO CAP COST OF CONTRACTING	0.0	B9	BUS GRANT CAPITAL IMPROVEMENT	FTA	625,000	0	0	500,000	0	125,000
1842	M	BB	TRF-TCMT-14H	MET COUNCIL-MTS	SECT 5307: TWIN CITIES MET COUNCIL MTS-METRO MOBILITY CAPITAL COST OF CONTRACTING FOR SERVICES	0.0	B9	BUS GRANT CAPITAL IMPROVEMENT	FTA	5,312,500	0	0	4,250,000	0	1,062,500
1843	M	BB	TRF-TCMT-14J	MET COUNCIL-MTS	SECT 5307: TWIN CITIES MET COUNCIL MTS-REGIONAL FLEET CAPITAL COST OF CONTRACTING	0.0	B9	BUS GRANT CAPITAL IMPROVEMENT	FTA	3,125,000	0	0	2,500,000	0	625,000
1844	M	BB	TRF-TCMT-14K	MET COUNCIL-U OFM	SECT 5307: TWIN CITIES MET COUNCIL U OF M-U OF MN BUS ACQUISITION	0.0	B9	PURCHASE BUS	FTA	375,000	0	0	300,000	0	75,000
1845	M	BB	TRF-TCMT-14L	MET COUNCIL-MTS	SECT 5307: TWIN CITIES MET COUNCIL MTS-MTS BUS ACQUISITION	0.0	B9	PURCHASE BUS	FTA	17,677,109	0	0	14,141,687	0	3,535,422
1846	M	BB	TRF-TCMT-14M	MET COUNCIL-MTS	SECT 5307: TWIN CITIES MET COUNCIL MTS-PREVENTIVE MAINTENANCE - SWT	0.0	B9	BUS GRANT CAPITAL IMPROVEMENT	FTA	595,000	0	0	476,000	0	119,000
1847	M	BB	TRF-TCMT-14N	MET COUNCIL-MTS	SECT 5307: TWIN CITIES MET COUNCIL MTS-COP PAYMENT FOR EAGAN BUS GARAGE EXPANSION - MVTA	0.0	B9	BUS GRANT CAPITAL IMPROVEMENT	FTA	500,000	0	0	400,000	0	100,000
										\$139,648,107	\$0	\$0	\$89,959,539	\$0	\$49,688,568

Seq #	ATP	Route System	Project Number	Agency	Description	Miles	Program	Type of Work	Proposed Funds	Total	FHWA	AC	FTA	TH	Other
344	3	BB	9901-07	MNDOT	SECT 5309: NORTHSTAR PHASE II COMMUTER RAIL - EXTENSION TO THE ST. CLOUD AREA: PRELIMINARY DESIGN, ENGINEERING & RIGHT-OF-WAY ACQUISITION (EARMARK)	0.0	B3	PLANNING	FFM	4,000,000	0	0	3,000,000	0	1,000,000
352	3	BB	TRF-0048-11L	METRO BUS	SECT 5309: OPERATIONS CENTER OFFICE & STORAGE ADDITIONAL & IMPROVEMENTS	0.0	B3	BUS GRANT CAPITAL IMPROVEMENT	FTA	1,500,000	0	0	1,200,000	0	300,000
1324	M	BB	019-623-023B	DAKOTA COUNTY	SECT 5309: CEDAR AVE BUS RAPID TRANSIT CONSTRUCTION(2009 APPROPRIATIONS ACT-BUSES & BUS FACILITIES)	0.0	B3	BUS GRANT CAPITAL IMPROVEMENT	FTA	1,200,000	0	0	950,000	0	250,000
1325	M	BB	091-595-022	RAMSEY COUNTY	SECT 5309: UNION DEPOT MULTIMODAL TRANSIT FACILITY, ST PAUL-PRELIMINARY ENGINEERING(2008 APPROPRIATIONS ACT-TRANSIT)	0.0	B3	BUS GRANT CAPITAL IMPROVEMENT	FTA	820,750	0	0	656,600	0	164,150
1328	M	BB	CCLRT-03	MET TRANSIT	SECT 5309: CENTRAL CORRIDOR LIGHT RAIL TRANSIT PROJECT (2010 APPROPRIATIONS ACT-CAPITAL INVESTMENT GRANT FTA)	0.0	B3	PLANNING	FTA	2,500,000	0	0	2,000,000	0	500,000
1330	M	BB	TRF-9028-10	MN/DOT	SECT 5309: NORTHSTAR CORRIDOR RAIL, MPLS TO BIG LAKE-CONSTRUCTION & START UP COSTS (2010 APPROPRIATIONS ACT-CAPITAL INVESTMENT GRANTS (FTA))	0.0	B3	PLANNING	FTA	1,423,322	0	0	711,661	0	711,661
1331	M	BB	TRF-CABR-10	DAKOTA COUNTY	SECT 5309 CEDAR AVENUE BUS RAPID TRANSIT, PHASE 1, DAKOTA COUNTY, MN-(2010 APPROPRIATIONS ACT-TRANSIT (BUS & BUS FACILITIES))	0.0	B3	BUS GRANT CAPITAL IMPROVEMENT	FTA	681,800	0	0	681,800	0	0
1333	M	BB	TRF-MIST-10	HENNEPIN COUNTY	SECT 5309 MINNEAPOLIS INTERMODAL STATION-(2010 APPROPRIATIONS ACT-TRANSIT (BUS & BUS FACILITIES))	0.0	B3	BUS GRANT CAPITAL IMPROVEMENT	FTA	999,829	0	0	999,829	0	0
1336	M	BB	TRF-RCRRA-07A	RAMSEY COUNTY	SECT 5309: UNION DEPOT MULTIMODAL TRANSIT FACILITY, ST PAUL	0.0	B3	BUS GRANT CAPITAL IMPROVEMENT	FTA	501,600	0	0	401,280	0	100,320
1337	M	BB	TRF-RCRRA-08A	RAMSEY COUNTY	SECT 5309: UNION DEPOT MULTIMODAL TRANSIT FACILITY, ST PAUL	0.0	B3	BUS GRANT CAPITAL IMPROVEMENT	FTA	543,400	0	0	434,720	0	108,680
1338	M	BB	TRF-RCRRA-09	RAMSEY COUNTY	SECT 5309: RED ROCK CORRIDOR INTERMODAL BUS & BUS FACILITIES, NEWPORT (2009 APPROPRIATIONS ACT-BUSES & BUS FACILITIES)	0.0	B3	BUS GRANT CAPITAL IMPROVEMENT	FTA	475,000	0	0	475,000	0	0
1339	M	BB	TRF-RCRRA-09A	RAMSEY COUNTY	SECT 5309: UNION DEPOT MULTIMODAL TRANSIT FACILITY, ST PAUL	0.0	B3	BUS GRANT CAPITAL IMPROVEMENT	FTA	564,300	0	0	451,440	0	112,860

FTA SECTION 5309
Fiscal Year: 2011

STIP for FY 2011-2014

Seq #	ATP	Route System	Project Number	Agency	Description	Miles	Program	Type of Work	Proposed Funds	Total	FHWA	AC	FTA	TH	Other
1341	M	BB	TRF-RLTF-07	MNDOT	SECT 5309: RUSHLINE CORRIDOR-CONSTRUCT BUS AMENITIES(2006 APPROPRIATION)	0.0	B3	BUS GRANT CAPITAL IMPROVEMENT	FTA	376,200	0	0	300,960	0	75,240
1342	M	BB	TRF-RLTF-08	MNDOT	SECT 5309: RUSHLINE CORRIDOR-CONSTRUCT BUS AMENITIES(2006 APPROPRIATION)	0.0	B3	BUS GRANT CAPITAL IMPROVEMENT	FTA	407,550	0	0	326,040	0	81,510
1343	M	BB	TRF-RLTF-09	MNDOT	SECT 5309: RUSHLINE CORRIDOR-CONSTRUCT BUS AMENITIES(2006 APPROPRIATION)	0.0	B3	BUS GRANT CAPITAL IMPROVEMENT	FTA	423,225	0	0	338,580	0	84,645
1351	M	BB	TRF-TCMT-11E	MET COUNCIL-MT	SECT 5309: FIXED GUIDEWAY: TWIN CITIES MET COUNCIL MT-LRT ASSOCIATED CAPITAL MAINTENANCE	0.0	B3	BUS GRANT CAPITAL IMPROVEMENT	FTA	1,250,000	0	0	1,000,000	0	250,000
1359	M	BB	TRF-TCMT-11N	MET COUNCIL-MT	SECT 5309: FIXED GUIDEWAY: TWIN CITIES MET COUNCIL MT-LRT REVERSE SIGNALIZATION	0.0	B3	BUS GRANT CAPITAL IMPROVEMENT	FTA	1,500,000	0	0	1,200,000	0	300,000
1366	M	BB	TRF-TCMT-11V	MET COUNCIL-MT	SECT 5309: TWIN CITIES MET COUNCIL MT-LRT PAINT BOOTH POLLUTION CONTROL EQUIPMENT	0.0	B3	BUS GRANT CAPITAL IMPROVEMENT	FTA	200,000	0	0	160,000	0	40,000
1367	M	BB	TRF-TCMT-11W	MET COUNCIL-MT	SECT 5309: TWIN CITIES MET COUNCIL MT-HWY 62 & PENN PARK & RIDE	0.0	B3	BUS GRANT CAPITAL IMPROVEMENT	FTA	4,710,000	0	0	3,768,000	0	942,000
1368	M	BB	TRF-TCMT-11X	MET COUNCIL-MT	SECT 5309: FIXED GUIDEWAY: TWIN CITIES MET COUNCIL MT-NEXTFARE (CUBIC) UPGRADE SYSTEM & DEVICES	0.0	B3	BUS GRANT CAPITAL IMPROVEMENT	FTA	3,000,000	0	0	2,400,000	0	600,000
										\$27,076,976	\$0	\$0	\$21,455,910	\$0	\$5,621,066

Seq #	ATP	Route System	Project Number	Agency	Description	Miles	Program	Type of Work	Proposed Funds	Total	FHWA	AC	FTA	TH	Other
458	3	BB	TRF-0048-12X	METRO BUS	SECT 5309: TRANSIT CAPITAL PURCHASE, CNG FUELING STATION	0.0	B3	PURCHASE BUS	FTA	1,500,000	0	0	1,200,000	0	300,000
1577	M	BB	TRF-TCMT-12M	MET COUNCIL-MT	SECT 5309: TWIN CITIES MET COUNCIL MT-BUS/BUS CAPITAL	0.0	B3	BUS GRANT CAPITAL IMPROVEMENT	FTA	3,625,000	0	0	2,900,000	0	725,000
1578	M	BB	TRF-TCMT-12N	MET COUNCIL-MT	SECT 5309: FIXED GUIDEWAY: TWIN CITIES MET COUNCIL MT-LRT ASSOCIATED CAPITAL MAINTENANCE	0.0	B3	BUS GRANT CAPITAL IMPROVEMENT	FTA	1,250,000	0	0	1,000,000	0	250,000
1579	M	BB	TRF-TCMT-12P	MET COUNCIL-MT	SECT 5309: FIXED GUIDEWAY: TWIN CITIES MET COUNCIL MT-LIGHT RAIL VEHICLES	0.0	B3	BUS GRANT CAPITAL IMPROVEMENT	FTA	17,500,000	0	0	14,000,000	0	3,500,000
1585	M	BB	TRF-TCMT-12V	MET COUNCIL-MT	SECT 5309: TWIN CITIES MET COUNCIL MT-OVERHAUL BASE RENOVATION	0.0	B3	BUS GRANT CAPITAL IMPROVEMENT	FTA	3,000,000	0	0	2,400,000	0	600,000
1586	M	BB	TRF-TCMT-12W	MET COUNCIL-MT	SECT 5309: TWIN CITIES MET COUNCIL MT-ENERGY IMPROVEMENT	0.0	B3	BUS GRANT CAPITAL IMPROVEMENT	FTA	3,000,000	0	0	2,400,000	0	600,000
										\$29,875,000	\$0	\$0	\$23,900,000	\$0	\$5,975,000

Seq #	ATP	Route System	Project Number	Agency	Description	Miles	Program	Type of Work	Proposed Funds	Total	FHWA	AC	FTA	TH	Other
507	3	BB	TRF-0048-13EE	METRO BUS	SECT 5309: ST CLOUD TRANSIT CAPITAL PURCHASES, 18 LARGE BUSES	0.0	B3	PURCHASE BUS	FTA	8,100,000	0	0	6,480,000	0	1,620,000
509	3	BB	TRF-0048-13NS	METRO BUS	SECT 5309: TRANSIT OPERATING ASSISTANCE, NORTHSTAR PHASE II COMMUTER BUS	0.0	B3	OPERATE BUS	FTA	500,000	0	0	100,000	0	400,000
1708	M	BB	TRF-TCMT-13N	MET COUNCIL-MT	SECT 5309: TWIN CITIES MET COUNCIL MT-BUS/BUS CAPITAL	0.0	B3	BUS GRANT CAPITAL IMPROVEMENT	FTA	3,625,000	0	0	2,900,000	0	725,000
1709	M	BB	TRF-TCMT-13P	MET COUNCIL-MT	SECT 5309: FIXED GUIDEWAY: TWIN CITIES MET COUNCIL MT-LRT ASSOCIATED CAPITAL MAINTENANCE	0.0	B3	BUS GRANT CAPITAL IMPROVEMENT	FTA	1,250,000	0	0	1,000,000	0	250,000
1710	M	BB	TRF-TCMT-13Q	MET COUNCIL-MT	SECT 5309: TWIN CITIES MET COUNCIL MT-COMMUTER RAIL VEHICLE	0.0	B3	BUS GRANT CAPITAL IMPROVEMENT	FTA	3,000,000	0	0	2,400,000	0	600,000
1711	M	BB	TRF-TCMT-13R	MET COUNCIL-MT	SECT 5309: FIXED GUIDEWAY: TWIN CITIES MET COUNCIL MT-LRVs	0.0	B3	BUS GRANT CAPITAL IMPROVEMENT	FTA	17,500,000	0	0	14,000,000	0	3,500,000
										\$33,975,000	\$0	\$0	\$26,880,000	\$0	\$7,095,000

Seq #	ATP	Route System	Project Number	Agency	Description	Miles	Program	Type of Work	Proposed Funds	Total	FHWA	AC	FTA	TH	Other
556	3	BB	TRF-0048-14NS	METRO BUS	SECT 5309: TRANSIT OPERATING ASSISTANCE, NORTHSTAR PHASE II COMMUTER BUS	0.0	B3	OPERATE BUS	FTA	500,000	0	0	100,000	0	400,000
1848	M	BB	TRF-TCMT-14P	MET COUNCIL-MT	SECT 5309: TWIN CITIES MET COUNCIL MT-BUS/BUS CAPITAL	0.0	B3	BUS GRANT CAPITAL IMPROVEMENT	FTA	3,625,000	0	0	2,900,000	0	725,000
1849	M	BB	TRF-TCMT-14Q	MET COUNCIL-MT	SECT 5309: FIXED GUIDEWAY: TWIN CITIES MET COUNCIL MT-LRT ASSOCIATED CAPITAL MAINTENANCE	0.0	B3	BUS GRANT CAPITAL IMPROVEMENT	FTA	1,250,000	0	0	1,000,000	0	250,000
1850	M	BB	TRF-TCMT-14R	MET COUNCIL-MT	SECT 5309: FIXED GUIDEWAY: TWIN CITIES MET COUNCIL MT-LRVs	0.0	B3	BUS GRANT CAPITAL IMPROVEMENT	FTA	17,500,000	0	0	14,000,000	0	3,500,000
										\$22,875,000	\$0	\$0	\$18,000,000	\$0	\$4,875,000

Seq #	ATP	Route System	Project Number	Agency	Description	Miles	Program	Type of Work	Proposed Funds	Total	FHWA	AC	FTA	TH	Other
1	1	BB	TRF-0005-11	MNDOT	SECT 5311: AEOA TRANSIT OPERATING ASSISTANCE	0.0	OB	OPERATE BUS	FTA	4,501,100	0	0	1,172,900	0	3,328,200
5	1	BB	TRF-0022-11	MNDOT	SECT 5311: HIBBING TRANSIT OPERATING ASSISTANCE	0.0	OB	OPERATE BUS	FTA	247,200	0	0	75,480	0	171,720
177	2	BB	TRF-0006-11	MNDOT	SECT 5311: PAUL BUNYAN TRANSIT OPERATING ASSISTANCE	0.0	OB	OPERATE BUS	FTA	851,810	0	0	228,808	0	623,002
181	2	BB	TRF-0058-11	MNDOT	SECT 5311: TRI-VALLEY TRANSIT OPERATING ASSISTANCE	0.0	OB	OPERATE BUS	FTA	890,950	0	0	264,328	0	626,622
182	2	BB	TRF-1010-11	MNDOT	SECT 5311: HUBBARD CO TRANSIT OPERATING ASSISTANCE	0.0	OB	OPERATE BUS	FTA	298,700	0	0	79,328	0	219,372
183	2	BB	TRF-2487-11	MNDOT	SECT 5311: CITY OF FOSSTON TRANSIT OPERATING ASSISTANCE	0.0	OB	OPERATE BUS	FTA	80,855	0	0	23,791	0	57,064
184	2	BB	TRF-3084-11	MNDOT	SECT 5311: ROSEAU CO TRANSIT OPERATING ASSISTANCE	0.0	OB	OPERATE BUS	FTA	308,073	0	0	90,687	0	217,386
185	2	BB	TRF-8819-11	MNDOT	SECT 5311: RED LAKE RESERVATION TRANSIT OPERATING ASSISTANCE	0.0	OB	OPERATE BUS	FTA	180,044	0	0	83,150	0	96,894
345	3	BB	TRF-0042-11	MNDOT	SECT 5311: CITY OF PINE RIVER TRANSIT OPERATING ASSISTANCE	0.0	OB	OPERATE BUS	FTA	76,735	0	0	25,271	0	51,464
355	3	BB	TRF-0055-11	MNDOT	SECT 5311: RIVERRIDER TRANSIT OPERATING ASSISTANCE	0.0	OB	OPERATE BUS	FTA	978,706	0	0	281,422	0	697,284
356	3	BB	TRF-0057-11	MNDOT	SECT 5311: TRI-CAP TRANSIT OPERATING ASSISTANCE	0.0	OB	OPERATE BUS	FTA	974,998	0	0	285,566	0	689,432
357	3	BB	TRF-3449-11	MNDOT	SECT 5311: CROW WING CO/CITY OF BRAINERD TRANSIT OPERATING ASSISTANCE	0.0	OB	OPERATE BUS	FTA	849,750	0	0	253,820	0	595,930
358	3	BB	TRF-7068-11	MNDOT	SECT 5311: ISANTI/CO TRANSIT OPERATING ASSISTANCE	0.0	OB	OPERATE BUS	FTA	916,700	0	0	254,560	0	662,140
359	3	BB	TRF-7077-11	MNDOT	SECT 5311: TIMBER TRAILS TRANSIT OPERATING ASSISTANCE	0.0	OB	OPERATE BUS	FTA	508,511	0	0	165,649	0	342,862
360	3	BB	TRF-9018-11	MNDOT	SECT 5311: WADENA CO OPERATING ASSISTANCE	0.0	OB	OPERATE BUS	FTA	378,216	0	0	115,884	0	262,332
601	4	BB	TRF-0007-11	MNDOT	SECT 5311: CITY OF BENSON TRANSIT OPERATING ASSISTANCE	0.0	OB	OPERATE BUS	FTA	166,000	0	0	132,800	0	33,200
605	4	BB	TRF-0035-11	MNDOT	SECT 5311: CITY OF MORRIS TRANSIT OPERATING ASSISTANCE	0.0	OB	OPERATE BUS	FTA	390,000	0	0	312,000	0	78,000
606	4	BB	TRF-1131-11	MNDOT	SECT 5311: PRODUCTIVE ALTERNATIVES TRANSIT OPERATING ASSISTANCE	0.0	OB	OPERATE BUS	FTA	925,000	0	0	786,000	0	139,000

Seq #	ATP	Route System	Project Number	Agency	Description	Miles	Program	Type of Work	Proposed Funds	Total	FHWA	AC	FTA	TH	Other
608	4	BB	TRF-2490-11	MNDOT	SECT 5311: MAHNOMEN COUNTY TRANSIT OPERATING ASSISTANCE	0.0	OB	OPERATE BUS	FTA	175,000	0	0	149,000	0	26,000
609	4	BB	TRF-7067-11	MNDOT	SECT 5311: RAINBOW RIDER TRANSIT OPERATING ASSISTANCE	0.0	OB	OPERATE BUS	FTA	1,371,000	0	0	1,164,600	0	206,400
610	4	BB	TRF-7318-11	MNDOT	SECT 5311: BECKER COUNTY TRANSIT OPERATING ASSISTANCE	0.0	OB	OPERATE BUS	FTA	333,000	0	0	283,050	0	49,950
747	6	BB	TRF-0001-11	MN/DOT	SECT 5311: CEDAR VALLEY TRANSIT OPERATING ASSISTANCE	0.0	OB	OPERATE BUS	FTA	255,677	0	0	76,035	0	179,642
748	6	BB	TRF-0020-11	MN/DOT	SECT 5311: CITY OF FARIBAULT TRANSIT OPERATING ASSISTANCE	0.0	OB	OPERATE BUS	FTA	173,555	0	0	52,688	0	120,867
749	6	BB	TRF-0039-11	MN/DOT	SECT 5311: CITY OF NORTHFIELD TRANSIT OPERATING ASSISTANCE	0.0	OB	OPERATE BUS	FTA	340,930	0	0	106,819	0	234,111
753	6	BB	TRF-0065-11	MN/DOT	SECT 5311: CITY OF WINONA TRANSIT OPERATING ASSISTANCE	0.0	OB	OPERATE BUS	FTA	488,863	0	0	129,870	0	358,993
754	6	BB	TRF-1977-11	MN/DOT	SECT 5311: SEMCAC TRANSIT OPERATING ASSISTANCE	0.0	OB	OPERATE BUS	FTA	237,960	0	0	66,859	0	171,101
755	6	BB	TRF-2497-11	MN/DOT	SECT 5311: CITY OF STEWARTVILLE TRANSIT OPERATING ASSISTANCE	0.0	OB	OPERATE BUS	FTA	70,658	0	0	18,204	0	52,454
756	6	BB	TRF-3342-11	MN/DOT	SECT 5311: STEELE CO TRANSIT OPERATING ASSISTANCE	0.0	OB	OPERATE BUS	FTA	410,455	0	0	110,371	0	300,084
758	6	BB	TRF-7071-11	MN/DOT	SECT 5311: AMCAT TRANSIT OPERATING ASSISTANCE	0.0	OB	OPERATE BUS	FTA	552,080	0	0	120,620	0	431,460
759	6	BB	TRF-7284-11	MN/DOT	SECT 5311: THREE RIVERS TRANSIT OPERATING ASSISTANCE	0.0	OB	OPERATE BUS	FTA	952,264	0	0	268,694	0	683,570
981	7	BB	TRF-0014-11	MNDOT	SECT 5311: COTTONWOOD CO TRANSIT OPERATING ASSISTANCE	0.0	OB	OPERATE BUS	FTA	123,600	0	0	33,596	0	90,004
982	7	BB	TRF-0025-11	MNDOT	SECT 5311: CITY OF LESUEUR TRANSIT OPERATING ASSISTANCE	0.0	OB	OPERATE BUS	FTA	228,660	0	0	66,896	0	161,764
983	7	BB	TRF-0028-11	MNDOT	SECT 5311: CITY OF MANKATO TRANSIT OPERATING ASSISTANCE	0.0	OB	OPERATE BUS	FTA	1,330,348	0	0	328,782	0	1,001,566
984	7	BB	TRF-0046-11	MNDOT	SECT 5311: MARTIN CO TRANSIT OPERATING ASSISTANCE	0.0	OB	OPERATE BUS	FTA	554,140	0	0	143,190	0	410,950
985	7	BB	TRF-0083-11	MNDOT	SECT 5311: WATONWAN CO TRANSIT OPERATING ASSISTANCE	0.0	OB	OPERATE BUS	FTA	231,750	0	0	52,836	0	178,914
986	7	BB	TRF-0280-11	MNDOT	SECT 5311: BROWN CO TRANSIT OPERATING ASSISTANCE	0.0	OB	OPERATE BUS	FTA	648,282	0	0	196,618	0	451,664

FTA SECTION 5311
Fiscal Year: 2011

STIP for FY 2011-2014

Seq #	ATP	Route System	Project Number	Agency	Description	Miles	Program	Type of Work	Proposed Funds	Total	FHWA	AC	FTA	TH	Other
987	7	BB	TRF-2494-11	MNDOT	SECT 5311: SMOC/NOBLES TRANSIT OPERATING ASSISTANCE	0.0	OB	OPERATE BUS	FTA	298,700	0	0	79,698	0	219,002
988	7	BB	TRF-2496-11	MNDOT	SECT 5311: CITY OF ST PETER TRANSIT OPERATING ASSISTANCE	0.0	OB	OPERATE BUS	FTA	257,500	0	0	60,680	0	196,820
989	7	BB	TRF-3274-11	MNDOT	SECT 5311: FARIBAULT CO TRANSIT OPERATING ASSISTANCE	0.0	OB	OPERATE BUS	FTA	172,525	0	0	50,320	0	122,205
990	7	BB	TRF-3331-11	MNDOT	SECT 5311: ROCK CO TRANSIT OPERATING ASSISTANCE	0.0	OB	OPERATE BUS	FTA	315,180	0	0	83,768	0	231,412
1152	8	BB	TRF-0026-11	MNDOT	SECT 5311: LINCOLN CO TRANSIT OPERATING ASSISTANCE	0.0	OB	OPERATE BUS	FTA	180,044	0	0	55,426	0	124,618
1153	8	BB	TRF-0032-11	MNDOT	SECT 5311: CITY OF MONTEVIDEO TRANSIT OPERATING ASSISTANCE	0.0	OB	OPERATE BUS	FTA	125,660	0	0	28,490	0	97,170
1154	8	BB	TRF-1738-11	MNDOT	SECT 5311: PRAIRIE FIVE CAC TRANSIT OPERATING ASSISTANCE	0.0	OB	OPERATE BUS	FTA	677,431	0	0	181,189	0	496,242
1155	8	BB	TRF-2387-11	MNDOT	SECT 5311: WESTERN COMMUNITY ACTION, INC TRANSIT OPERATING ASSISTANCE	0.0	OB	OPERATE BUS	FTA	1,251,450	0	0	283,050	0	968,400
1156	8	BB	TRF-2486-11	MNDOT	SECT 5311: CITY OF DAWSON TRANSIT OPERATING ASSISTANCE	0.0	OB	OPERATE BUS	FTA	76,426	0	0	20,535	0	55,891
1157	8	BB	TRF-2488-11	MNDOT	SECT 5311: CITY OF GRANITE FALLS TRANSIT OPERATING ASSISTANCE	0.0	OB	OPERATE BUS	FTA	97,644	0	0	25,826	0	71,818
1158	8	BB	TRF-3312-11	MNDOT	SECT 5311: MEEKER CO TRANSIT OPERATING ASSISTANCE	0.0	OB	OPERATE BUS	FTA	415,090	0	0	52,910	0	362,180
1159	8	BB	TRF-3316-11	MNDOT	SECT 5311: PIPESTONE CO TRANSIT OPERATING ASSISTANCE	0.0	OB	OPERATE BUS	FTA	336,295	0	0	94,905	0	241,390
1160	8	BB	TRF-3325-11	MNDOT	SECT 5311: MURRAY CO TRANSIT OPERATING ASSISTANCE	0.0	OB	OPERATE BUS	FTA	91,361	0	0	27,269	0	64,092
1161	8	BB	TRF-3339-11	MNDOT	SECT 5311: RENVILLE CO TRANSIT OPERATING ASSISTANCE	0.0	OB	OPERATE BUS	FTA	320,845	0	0	69,005	0	251,840
1162	8	BB	TRF-7311-11	MNDOT	SECT 5311: TRAILBLAZER TRANSIT OPERATING ASSISTANCE	0.0	OB	OPERATE BUS	FTA	1,138,150	0	0	297,850	0	840,300
1163	8	BB	TRF-7340-11	MNDOT	SECT 5311: KANDIYOHI CO TRANSIT OPERATING ASSISTANCE	0.0	OB	OPERATE BUS	FTA	1,081,500	0	0	318,200	0	763,300
1329	M	BB	TRF-0031-11	MN/DOT	SECT 5311: METROPOLITAN COUNCIL RURAL TRANSIT OPERATING ASSISTANCE	0.0	OB	OPERATE BUS	FTA	4,223,000	0	0	1,028,600	0	3,194,400
										\$33,060,371	\$0	\$0	\$10,757,893	\$0	\$22,302,478

Seq #	ATP	Route System	Project Number	Agency	Description	Miles	Program	Type of Work	Proposed Funds	Total	FHWA	AC	FTA	TH	Other
74	1	BB	TRF-0005-12	MNDOT	SECT 5311: AEOA TRANSIT OPERATING ASSISTANCE	0.0	OB	OPERATE BUS	FTA	4,636,133	0	0	1,172,900	0	3,463,233
78	1	BB	TRF-0022-12	MNDOT	SECT 5311: HIBBING TRANSIT OPERATING ASSISTANCE	0.0	OB	OPERATE BUS	FTA	254,616	0	0	75,480	0	179,136
223	2	BB	TRF-0006-12	MNDOT	SECT 5311: PAUL BUNYAN TRANSIT OPERATING ASSISTANCE	0.0	OB	OPERATE BUS	FTA	877,364	0	0	228,808	0	648,556
226	2	BB	TRF-0058-12	MNDOT	SECT 5311: TRI-VALLEY TRANSIT OPERATING ASSISTANCE	0.0	OB	OPERATE BUS	FTA	917,679	0	0	264,328	0	653,351
227	2	BB	TRF-1010-12	MNDOT	SECT 5311: HUBBARD CO TRANSIT OPERATING ASSISTANCE	0.0	OB	OPERATE BUS	FTA	307,661	0	0	79,328	0	228,333
228	2	BB	TRF-2487-12	MNDOT	SECT 5311: CITY OF FOSSTON TRANSIT OPERATING ASSISTANCE	0.0	OB	OPERATE BUS	FTA	83,281	0	0	23,791	0	59,490
229	2	BB	TRF-3084-12	MNDOT	SECT 5311: ROSEAU CO TRANSIT OPERATING ASSISTANCE	0.0	OB	OPERATE BUS	FTA	317,315	0	0	90,687	0	226,628
230	2	BB	TRF-8819-12	MNDOT	SECT 5311: RED LAKE RESERVATION TRANSIT OPERATING ASSISTANCE	0.0	OB	OPERATE BUS	FTA	185,445	0	0	83,150	0	102,295
448	3	BB	TRF-0042-12	MNDOT	SECT 5311: CITY OF PINE RIVER TRANSIT OPERATING ASSISTANCE	0.0	OB	OPERATE BUS	FTA	79,037	0	0	25,271	0	53,766
459	3	BB	TRF-0055-12	MNDOT	SECT 5311: RIVERRIDER TRANSIT OPERATING ASSISTANCE	0.0	OB	OPERATE BUS	FTA	1,008,067	0	0	281,422	0	726,645
460	3	BB	TRF-0057-12	MNDOT	SECT 5311: TRI-CAP TRANSIT OPERATING ASSISTANCE	0.0	OB	OPERATE BUS	FTA	1,004,248	0	0	285,566	0	718,682
461	3	BB	TRF-3449-12	MNDOT	SECT 5311: CROW WING CO/CITY OF BRAINERD TRANSIT OPERATING ASSISTANCE	0.0	OB	OPERATE BUS	FTA	875,243	0	0	253,820	0	621,423
462	3	BB	TRF-7068-12	MNDOT	SECT 5311: ISANTI/COUNTY TRANSIT OPERATING ASSISTANCE	0.0	OB	OPERATE BUS	FTA	944,201	0	0	254,560	0	689,641
463	3	BB	TRF-7077-12	MNDOT	SECT 5311: TIMBER TRAILS TRANSIT OPERATING ASSISTANCE	0.0	OB	OPERATE BUS	FTA	523,766	0	0	165,649	0	358,117
464	3	BB	TRF-9018-12	MNDOT	SECT 5311: WADENA CO OPERATING ASSISTANCE	0.0	OB	OPERATE BUS	FTA	389,563	0	0	115,884	0	273,679
641	4	BB	TRF-0007-12	MNDOT	SECT 5311: CITY OF BENSON TRANSIT OPERATING ASSISTANCE	0.0	OB	OPERATE BUS	FTA	171,000	0	0	136,800	0	34,200
645	4	BB	TRF-0035-12	MNDOT	SECT 5311: CITY OF MORRIS TRANSIT OPERATING ASSISTANCE	0.0	OB	OPERATE BUS	FTA	402,000	0	0	322,000	0	80,000
646	4	BB	TRF-1131-12	MNDOT	SECT 5311: PRODUCTIVE ALTERNATIVES TRANSIT OPERATING ASSISTANCE	0.0	OB	OPERATE BUS	FTA	950,000	0	0	807,500	0	142,500

Seq #	ATP	Route System	Project Number	Agency	Description	Miles	Program	Type of Work	Proposed Funds	Total	FHWA	AC	FTA	TH	Other
647	4	BB	TRF-2490-12	MNDOT	SECT 5311: MAHNOMEN COUNTY TRANSIT OPERATING ASSISTANCE	0.0	OB	OPERATE BUS	FTA	180,000	0	0	153,000	0	27,000
648	4	BB	TRF-7067-12	MNDOT	SECT 5311: RAINBOW RIDER TRANSIT OPERATING ASSISTANCE	0.0	OB	OPERATE BUS	FTA	1,413,000	0	0	1,201,050	0	211,950
649	4	BB	TRF-7318-12	MNDOT	SECT 5311: BECKER COUNTY TRANSIT OPERATING ASSISTANCE	0.0	OB	OPERATE BUS	FTA	343,000	0	0	291,550	0	51,450
819	6	BB	TRF-0001-12	MN/DOT	SECT 5311: CEDAR VALLEY TRANSIT OPERATING ASSISTANCE	0.0	OB	OPERATE BUS	FTA	263,103	0	0	76,035	0	187,068
820	6	BB	TRF-0020-12	MN/DOT	SECT 5311: CITY OF FARIBAUT TRANSIT OPERATING ASSISTANCE	0.0	OB	OPERATE BUS	FTA	178,762	0	0	52,688	0	126,074
821	6	BB	TRF-0039-12	MN/DOT	SECT 5311: CITY OF NORTHFIELD TRANSIT OPERATING ASSISTANCE	0.0	OB	OPERATE BUS	FTA	351,158	0	0	106,819	0	244,339
826	6	BB	TRF-0065-12	MN/DOT	SECT 5311: CITY OF WINONA TRANSIT OPERATING ASSISTANCE	0.0	OB	OPERATE BUS	FTA	502,867	0	0	129,870	0	372,997
827	6	BB	TRF-1977-12	MN/DOT	SECT 5311: SEMCAC TRANSIT OPERATING ASSISTANCE	0.0	OB	OPERATE BUS	FTA	245,099	0	0	66,859	0	178,240
828	6	BB	TRF-2497-12	MN/DOT	SECT 5311: CITY OF STEWARTVILLE TRANSIT OPERATING ASSISTANCE	0.0	OB	OPERATE BUS	FTA	72,778	0	0	18,204	0	54,574
829	6	BB	TRF-3342-12	MN/DOT	SECT 5311: STEELE CO TRANSIT OPERATING ASSISTANCE	0.0	OB	OPERATE BUS	FTA	422,769	0	0	110,371	0	312,398
831	6	BB	TRF-7071-12	MN/DOT	SECT 5311: AMCAT TRANSIT OPERATING ASSISTANCE	0.0	OB	OPERATE BUS	FTA	568,642	0	0	120,620	0	448,022
832	6	BB	TRF-7284-12	MN/DOT	SECT 5311: THREE RIVERS TRANSIT OPERATING ASSISTANCE	0.0	OB	OPERATE BUS	FTA	980,832	0	0	268,694	0	712,138
1044	7	BB	TRF-0014-12	MNDOT	SECT 5311: COTTONWOOD CO TRANSIT OPERATING ASSISTANCE	0.0	OB	OPERATE BUS	FTA	127,308	0	0	33,596	0	93,712
1045	7	BB	TRF-0025-12	MNDOT	SECT 5311: CITY OF LESUEUR TRANSIT OPERATING ASSISTANCE	0.0	OB	OPERATE BUS	FTA	235,520	0	0	66,896	0	168,624
1046	7	BB	TRF-0028-12	MNDOT	SECT 5311: CITY OF MANKATO TRANSIT OPERATING ASSISTANCE	0.0	OB	OPERATE BUS	FTA	1,370,258	0	0	328,782	0	1,041,476
1047	7	BB	TRF-0046-12	MNDOT	SECT 5311: MARTIN CO TRANSIT OPERATING ASSISTANCE	0.0	OB	OPERATE BUS	FTA	570,764	0	0	143,190	0	427,574
1048	7	BB	TRF-0083-12	MNDOT	SECT 5311: WATONWAN CO TRANSIT OPERATING ASSISTANCE	0.0	OB	OPERATE BUS	FTA	238,703	0	0	52,836	0	185,867
1049	7	BB	TRF-0280-12	MNDOT	SECT 5311: BROWN CO TRANSIT OPERATING ASSISTANCE	0.0	OB	OPERATE BUS	FTA	667,730	0	0	196,618	0	471,112

Seq #	ATP	Route System	Project Number	Agency	Description	Miles	Program	Type of Work	Proposed Funds	Total	FHWA	AC	FTA	TH	Other
1050	7	BB	TRF-2494-12	MNDOT	SECT 5311: SMOC/NOBLES TRANSIT OPERATING ASSISTANCE	0.0	OB	OPERATE BUS	FTA	307,661	0	0	79,698	0	227,963
1051	7	BB	TRF-2496-12	MNDOT	SECT 5311: CITY OF ST PETER TRANSIT OPERATING ASSISTANCE	0.0	OB	OPERATE BUS	FTA	265,225	0	0	60,680	0	204,545
1052	7	BB	TRF-3274-12	MNDOT	SECT 5311: FARIBAULT CO TRANSIT OPERATING ASSISTANCE	0.0	OB	OPERATE BUS	FTA	177,701	0	0	50,320	0	127,381
1053	7	BB	TRF-3331-12	MNDOT	SECT 5311: ROCK CO TRANSIT OPERATING ASSISTANCE	0.0	OB	OPERATE BUS	FTA	324,635	0	0	83,768	0	240,867
1201	8	BB	TRF-0026-12	MNDOT	SECT 5311: LINCOLN CO TRANSIT OPERATING ASSISTANCE	0.0	OB	OPERATE BUS	FTA	185,445	0	0	55,426	0	130,019
1202	8	BB	TRF-0032-12	MNDOT	SECT 5311: CITY OF MONTEVIDEO TRANSIT OPERATING ASSISTANCE	0.0	OB	OPERATE BUS	FTA	129,430	0	0	28,490	0	100,940
1203	8	BB	TRF-1738-12	MNDOT	SECT 5311: PRAIRIE FIVE CAC TRANSIT OPERATING ASSISTANCE	0.0	OB	OPERATE BUS	FTA	697,754	0	0	181,189	0	516,565
1204	8	BB	TRF-2387-12	MNDOT	SECT 5311: WESTERN COMMUNITY ACTION, INC TRANSIT OPERATING ASSISTANCE	0.0	OB	OPERATE BUS	FTA	1,288,994	0	0	283,050	0	1,005,944
1205	8	BB	TRF-2486-12	MNDOT	SECT 5311: CITY OF DAWSON TRANSIT OPERATING ASSISTANCE	0.0	OB	OPERATE BUS	FTA	78,719	0	0	20,535	0	58,184
1206	8	BB	TRF-2488-12	MNDOT	SECT 5311: CITY OF GRANITE FALLS TRANSIT OPERATING ASSISTANCE	0.0	OB	OPERATE BUS	FTA	100,573	0	0	25,826	0	74,747
1207	8	BB	TRF-3312-12	MNDOT	SECT 5311: MEEKER CO TRANSIT OPERATING ASSISTANCE	0.0	OB	OPERATE BUS	FTA	427,543	0	0	52,910	0	374,633
1208	8	BB	TRF-3316-12	MNDOT	SECT 5311: PIPESTONE CO TRANSIT OPERATING ASSISTANCE	0.0	OB	OPERATE BUS	FTA	346,384	0	0	94,905	0	251,479
1209	8	BB	TRF-3325-12	MNDOT	SECT 5311: MURRAY CO TRANSIT OPERATING ASSISTANCE	0.0	OB	OPERATE BUS	FTA	94,102	0	0	27,269	0	66,833
1210	8	BB	TRF-3339-12	MNDOT	SECT 5311: RENVILLE CO TRANSIT OPERATING ASSISTANCE	0.0	OB	OPERATE BUS	FTA	330,470	0	0	69,005	0	261,465
1211	8	BB	TRF-7311-12	MNDOT	SECT 5311: TRAILBLAZER TRANSIT OPERATING ASSISTANCE	0.0	OB	OPERATE BUS	FTA	1,172,295	0	0	297,850	0	874,445
1212	8	BB	TRF-7340-12	MNDOT	SECT 5311: KANDIYOHI CO TRANSIT OPERATING ASSISTANCE	0.0	OB	OPERATE BUS	FTA	1,113,945	0	0	318,200	0	795,745
1564	M	BB	TRF-0031-12	MN/DOT	SECT 5311: METROPOLITAN COUNCIL RURAL TRANSIT OPERATING ASSISTANCE	0.0	OB	OPERATE BUS	FTA	4,349,690	0	0	1,028,600	0	3,321,090
										\$34,049,478	\$0	\$0	\$10,842,343	\$0	\$23,207,135

Seq #	ATP	Route System	Project Number	Agency	Description	Miles	Program	Type of Work	Proposed Funds	Total	FHWA	AC	FTA	TH	Other
107	1	BB	TRF-0005-13	MNDOT	SECT 5311: AEOA TRANSIT OPERATING ASSISTANCE	0.0	OB	OPERATE BUS	FTA	4,775,217	0	0	1,172,900	0	3,602,317
111	1	BB	TRF-0022-13	MNDOT	SECT 5311: HIBBING TRANSIT OPERATING ASSISTANCE	0.0	OB	OPERATE BUS	FTA	262,254	0	0	75,480	0	186,774
266	2	BB	TRF-0006-13	MNDOT	SECT 5311: PAUL BUNYAN TRANSIT OPERATING ASSISTANCE	0.0	OB	OPERATE BUS	FTA	903,685	0	0	228,808	0	674,877
270	2	BB	TRF-0058-13	MNDOT	SECT 5311: TRI-VALLEY TRANSIT OPERATING ASSISTANCE	0.0	OB	OPERATE BUS	FTA	945,209	0	0	264,328	0	680,881
271	2	BB	TRF-1010-13	MNDOT	SECT 5311: HUBBARD CO TRANSIT OPERATING ASSISTANCE	0.0	OB	OPERATE BUS	FTA	316,891	0	0	79,328	0	237,563
272	2	BB	TRF-2487-13	MNDOT	SECT 5311: CITY OF FOSSTON TRANSIT OPERATING ASSISTANCE	0.0	OB	OPERATE BUS	FTA	85,779	0	0	23,791	0	61,988
273	2	BB	TRF-3084-13	MNDOT	SECT 5311: ROSEAU CO TRANSIT OPERATING ASSISTANCE	0.0	OB	OPERATE BUS	FTA	326,835	0	0	90,687	0	236,148
274	2	BB	TRF-8819-13	MNDOT	SECT 5311: RED LAKE RESERVATION TRANSIT OPERATING ASSISTANCE	0.0	OB	OPERATE BUS	FTA	191,009	0	0	83,150	0	107,859
502	3	BB	TRF-0042-13	MN/DOT	SECT 5311: CITY OF PINE RIVER TRANSIT OPERATING ASSISTANCE	0.0	OB	OPERATE BUS	FTA	81,408	0	0	25,271	0	56,137
513	3	BB	TRF-0055-13	MN/DOT	SECT 5311: RIVERRIDER TRANSIT OPERATING ASSISTANCE	0.0	OB	OPERATE BUS	FTA	1,038,309	0	0	281,422	0	756,887
514	3	BB	TRF-0057-13	MN/DOT	SECT 5311: TRI-CAP TRANSIT OPERATING ASSISTANCE	0.0	OB	OPERATE BUS	FTA	1,034,375	0	0	285,566	0	748,809
515	3	BB	TRF-3449-13	MN/DOT	SECT 5311: CROW WING CO/CITY OF BRAINERD TRANSIT OPERATING ASSISTANCE	0.0	OB	OPERATE BUS	FTA	901,500	0	0	253,820	0	647,680
516	3	BB	TRF-7068-13	MN/DOT	SECT 5311: ISANTI/CHISAGO TRANSIT OPERATING ASSISTANCE	0.0	OB	OPERATE BUS	FTA	972,527	0	0	254,560	0	717,967
517	3	BB	TRF-7077-13	MN/DOT	SECT 5311: TIMBER TRAILS TRANSIT OPERATING ASSISTANCE	0.0	OB	OPERATE BUS	FTA	539,479	0	0	165,649	0	373,830
518	3	BB	TRF-9018-13	MN/DOT	SECT 5311: WADENA CO OPERATING ASSISTANCE	0.0	OB	OPERATE BUS	FTA	401,249	0	0	115,884	0	285,365
681	4	BB	TRF-0007-13	MNDOT	SECT 5311: CITY OF BENSON TRANSIT OPERATING ASSISTANCE	0.0	OB	OPERATE BUS	FTA	176,000	0	0	141,000	0	35,000
687	4	BB	TRF-0035-13	MNDOT	SECT 5311: CITY OF MORRIS TRANSIT OPERATING ASSISTANCE	0.0	OB	OPERATE BUS	FTA	414,000	0	0	331,000	0	83,000
688	4	BB	TRF-1131-13	MNDOT	SECT 5311: PRODUCTIVE ALTERNATIVES TRANSIT OPERATING ASSISTANCE	0.0	OB	OPERATE BUS	FTA	980,000	0	0	833,000	0	147,000

Seq #	ATP	Route System	Project Number	Agency	Description	Miles	Program	Type of Work	Proposed Funds	Total	FHWA	AC	FTA	TH	Other
689	4	BB	TRF-2490-13	MNDOT	SECT 5311: MAHNOMEN COUNTY TRANSIT OPERATING ASSISTANCE	0.0	OB	OPERATE BUS	FTA	185,000	0	0	157,000	0	28,000
690	4	BB	TRF-7067-13	MNDOT	SECT 5311: RAINBOW RIDER TRANSIT OPERATING ASSISTANCE	0.0	OB	OPERATE BUS	FTA	1,457,000	0	0	1,239,000	0	218,000
691	4	BB	TRF-7318-13	MNDOT	SECT 5311: BECKER COUNTY TRANSIT OPERATING ASSISTANCE	0.0	OB	OPERATE BUS	FTA	353,000	0	0	300,000	0	53,000
877	6	BB	TRF-0001-13	MN/DOT	SECT 5311: CEDAR VALLEY TRANSIT OPERATING ASSISTANCE	0.0	OB	OPERATE BUS	FTA	270,996	0	0	76,035	0	194,961
878	6	BB	TRF-0020-13	MN/DOT	SECT 5311: CITY OF FARIBAULT TRANSIT OPERATING ASSISTANCE	0.0	OB	OPERATE BUS	FTA	184,124	0	0	52,688	0	131,436
879	6	BB	TRF-0039-13	MN/DOT	SECT 5311: CITY OF NORTHFIELD TRANSIT OPERATING ASSISTANCE	0.0	OB	OPERATE BUS	FTA	361,693	0	0	106,819	0	254,874
882	6	BB	TRF-0065-13	MN/DOT	SECT 5311: CITY OF WINONA TRANSIT OPERATING ASSISTANCE	0.0	OB	OPERATE BUS	FTA	517,953	0	0	129,870	0	388,083
883	6	BB	TRF-1977-13	MN/DOT	SECT 5311: SEMCAC TRANSIT OPERATING ASSISTANCE	0.0	OB	OPERATE BUS	FTA	252,452	0	0	66,859	0	185,593
884	6	BB	TRF-2497-13	MN/DOT	SECT 5311: CITY OF STEWARTVILLE TRANSIT OPERATING ASSISTANCE	0.0	OB	OPERATE BUS	FTA	74,961	0	0	18,204	0	56,757
885	6	BB	TRF-3342-13	MN/DOT	SECT 5311: STEELE CO TRANSIT OPERATING ASSISTANCE	0.0	OB	OPERATE BUS	FTA	435,452	0	0	110,371	0	325,081
887	6	BB	TRF-7071-13	MN/DOT	SECT 5311: AMCAT TRANSIT OPERATING ASSISTANCE	0.0	OB	OPERATE BUS	FTA	585,702	0	0	120,620	0	465,082
888	6	BB	TRF-7284-13	MN/DOT	SECT 5311: THREE RIVERS TRANSIT OPERATING ASSISTANCE	0.0	OB	OPERATE BUS	FTA	1,010,226	0	0	268,694	0	741,532
1085	7	BB	TRF-0014-13	MNDOT	SECT 5311: COTTONWOOD CO TRANSIT OPERATING ASSISTANCE	0.0	OB	OPERATE BUS	FTA	131,127	0	0	33,596	0	97,531
1086	7	BB	TRF-0025-13	MNDOT	SECT 5311: CITY OF LESUEUR TRANSIT OPERATING ASSISTANCE	0.0	OB	OPERATE BUS	FTA	242,585	0	0	66,896	0	175,689
1087	7	BB	TRF-0028-13	MNDOT	SECT 5311: CITY OF MANKATO TRANSIT OPERATING ASSISTANCE	0.0	OB	OPERATE BUS	FTA	1,411,366	0	0	328,782	0	1,082,584
1088	7	BB	TRF-0046-13	MNDOT	SECT 5311: MARTIN CO TRANSIT OPERATING ASSISTANCE	0.0	OB	OPERATE BUS	FTA	587,887	0	0	143,190	0	444,697
1089	7	BB	TRF-0083-13	MNDOT	SECT 5311: WATONWAN CO TRANSIT OPERATING ASSISTANCE	0.0	OB	OPERATE BUS	FTA	245,864	0	0	52,836	0	193,028
1090	7	BB	TRF-0280-13	MNDOT	SECT 5311: BROWN CO TRANSIT OPERATING ASSISTANCE	0.0	OB	OPERATE BUS	FTA	687,762	0	0	196,618	0	491,144

FTA SECTION 5311
Fiscal Year: 2013

STIP for FY 2011-2014

Seq #	ATP	Route System	Project Number	Agency	Description	Miles	Program	Type of Work	Proposed Funds	Total	FHWA	AC	FTA	TH	Other
1091	7	BB	TRF-2494-13	MNDOT	SECT 5311: SMOC/NOBLES TRANSIT OPERATING ASSISTANCE	0.0	OB	OPERATE BUS	FTA	316,891	0	0	79,698	0	237,193
1092	7	BB	TRF-2496-13	MNDOT	SECT 5311: CITY OF ST PETER TRANSIT OPERATING ASSISTANCE	0.0	OB	OPERATE BUS	FTA	273,182	0	0	60,680	0	212,502
1093	7	BB	TRF-3274-13	MNDOT	SECT 5311: FARIBAULT CO TRANSIT OPERATING ASSISTANCE	0.0	OB	OPERATE BUS	FTA	183,032	0	0	50,320	0	132,712
1094	7	BB	TRF-3331-13	MNDOT	SECT 5311: ROCK CO TRANSIT OPERATING ASSISTANCE	0.0	OB	OPERATE BUS	FTA	334,374	0	0	83,768	0	250,606
1235	8	BB	TRF-0026-13	MNDOT	SECT 5311: LINCOLN CO TRANSIT OPERATING ASSISTANCE	0.0	OB	OPERATE BUS	FTA	191,009	0	0	55,426	0	135,583
1236	8	BB	TRF-0032-13	MNDOT	SECT 5311: CITY OF MONTEVIDEO TRANSIT OPERATING ASSISTANCE	0.0	OB	OPERATE BUS	FTA	133,313	0	0	28,490	0	104,823
1237	8	BB	TRF-1738-13	MNDOT	SECT 5311: PRAIRIE FIVE CAC TRANSIT OPERATING ASSISTANCE	0.0	OB	OPERATE BUS	FTA	718,687	0	0	181,189	0	537,498
1238	8	BB	TRF-2387-13	MNDOT	SECT 5311: WESTERN COMMUNITY ACTION, INC TRANSIT OPERATING ASSISTANCE	0.0	OB	OPERATE BUS	FTA	1,327,663	0	0	283,050	0	1,044,613
1239	8	BB	TRF-2486-13	MNDOT	SECT 5311: CITY OF DAWSON TRANSIT OPERATING ASSISTANCE	0.0	OB	OPERATE BUS	FTA	81,080	0	0	20,535	0	60,545
1240	8	BB	TRF-2488-13	MNDOT	SECT 5311: CITY OF GRANITE FALLS TRANSIT OPERATING ASSISTANCE	0.0	OB	OPERATE BUS	FTA	103,591	0	0	25,826	0	77,765
1241	8	BB	TRF-3312-13	MNDOT	SECT 5311: MEEKER CO TRANSIT OPERATING ASSISTANCE	0.0	OB	OPERATE BUS	FTA	440,369	0	0	52,910	0	387,459
1242	8	BB	TRF-3316-13	MNDOT	SECT 5311: PIPESTONE CO TRANSIT OPERATING ASSISTANCE	0.0	OB	OPERATE BUS	FTA	356,775	0	0	94,905	0	261,870
1243	8	BB	TRF-3325-13	MNDOT	SECT 5311: MURRAY CO TRANSIT OPERATING ASSISTANCE	0.0	OB	OPERATE BUS	FTA	96,925	0	0	27,269	0	69,656
1244	8	BB	TRF-3339-13	MNDOT	SECT 5311: RENVILLE CO TRANSIT OPERATING ASSISTANCE	0.0	OB	OPERATE BUS	FTA	340,384	0	0	69,005	0	271,379
1245	8	BB	TRF-7311-13	MNDOT	SECT 5311: TRAILBLAZER TRANSIT OPERATING ASSISTANCE	0.0	OB	OPERATE BUS	FTA	1,207,463	0	0	297,850	0	909,613
1246	8	BB	TRF-7340-13	MNDOT	SECT 5311: KANDIYOHI CO TRANSIT OPERATING ASSISTANCE	0.0	OB	OPERATE BUS	FTA	1,147,363	0	0	318,200	0	829,163
1694	M	BB	TRF-0031-13	MN/DOT	SECT 5311: METROPOLITAN COUNCIL RURAL TRANSIT OPERATING ASSISTANCE	0.0	OB	OPERATE BUS	FTA	4,480,181	0	0	1,028,600	0	3,451,581
										\$35,073,158	\$0	\$0	\$10,931,443	\$0	\$24,141,715

Seq #	ATP	Route System	Project Number	Agency	Description	Miles	Program	Type of Work	Proposed Funds	Total	FHWA	AC	FTA	TH	Other
149	1	BB	TRF-0005-14	MNDOT	SECT 5311: AEOA TRANSIT OPERATING ASSISTANCE	0.0	OB	OPERATE BUS	FTA	4,918,473	0	0	1,172,900	0	3,745,573
153	1	BB	TRF-0022-14	MNDOT	SECT 5311: HIBBING TRANSIT OPERATING ASSISTANCE	0.0	OB	OPERATE BUS	FTA	270,122	0	0	75,480	0	194,642
310	2	BB	TRF-0006-14	MNDOT	SECT 5311: PAUL BUNYAN TRANSIT OPERATING ASSISTANCE	0.0	OB	OPERATE BUS	FTA	930,796	0	0	228,808	0	701,988
314	2	BB	TRF-0058-14	MNDOT	SECT 5311: TRI-VALLEY TRANSIT OPERATING ASSISTANCE	0.0	OB	OPERATE BUS	FTA	973,565	0	0	264,328	0	709,237
315	2	BB	TRF-1010-14	MNDOT	SECT 5311: HUBBARD CO TRANSIT OPERATING ASSISTANCE	0.0	OB	OPERATE BUS	FTA	326,398	0	0	79,328	0	247,070
316	2	BB	TRF-2487-14	MNDOT	SECT 5311: CITY OF FOSSTON TRANSIT OPERATING ASSISTANCE	0.0	OB	OPERATE BUS	FTA	88,352	0	0	23,791	0	64,561
317	2	BB	TRF-3084-14	MNDOT	SECT 5311: ROSEAU CO TRANSIT OPERATING ASSISTANCE	0.0	OB	OPERATE BUS	FTA	336,640	0	0	90,687	0	245,953
318	2	BB	TRF-8819-14	MNDOT	SECT 5311: RED LAKE RESERVATION TRANSIT OPERATING ASSISTANCE	0.0	OB	OPERATE BUS	FTA	196,739	0	0	83,150	0	113,589
549	3	BB	TRF-0042-14	MN/DOT	SECT 5311: CITY OF PINE RIVER TRANSIT OPERATING ASSISTANCE	0.0	OB	OPERATE BUS	FTA	83,850	0	0	25,271	0	58,579
560	3	BB	TRF-0055-14	MN/DOT	SECT 5311: RIVERRIDER TRANSIT OPERATING ASSISTANCE	0.0	OB	OPERATE BUS	FTA	1,069,458	0	0	281,422	0	788,036
561	3	BB	TRF-0057-14	MN/DOT	SECT 5311: TRI-CAP TRANSIT OPERATING ASSISTANCE	0.0	OB	OPERATE BUS	FTA	1,065,407	0	0	285,566	0	779,841
562	3	BB	TRF-3449-14	MN/DOT	SECT 5311: CROW WING CO/CITY OF BRAINERD TRANSIT OPERATING ASSISTANCE	0.0	OB	OPERATE BUS	FTA	928,545	0	0	253,820	0	674,725
563	3	BB	TRF-7068-14	MN/DOT	SECT 5311: ISANTI/CHISAGO TRANSIT OPERATING ASSISTANCE	0.0	OB	OPERATE BUS	FTA	1,001,703	0	0	254,560	0	747,143
564	3	BB	TRF-7077-14	MN/DOT	SECT 5311: TIMBER TRAILS TRANSIT OPERATING ASSISTANCE	0.0	OB	OPERATE BUS	FTA	555,664	0	0	165,649	0	390,015
565	3	BB	TRF-9018-14	MN/DOT	SECT 5311: WADENA CO OPERATING ASSISTANCE	0.0	OB	OPERATE BUS	FTA	413,287	0	0	115,884	0	297,403
715	4	BB	TRF-0007-14	MNDOT	SECT 5311: CITY OF BENSON TRANSIT OPERATING ASSISTANCE	0.0	OB	OPERATE BUS	FTA	181,000	0	0	145,000	0	36,000
720	4	BB	TRF-0035-14	MNDOT	SECT 5311: CITY OF MORRIS TRANSIT OPERATING ASSISTANCE	0.0	OB	OPERATE BUS	FTA	426,000	0	0	341,000	0	85,000
721	4	BB	TRF-1131-14	MNDOT	SECT 5311: PRODUCTIVE ALTERNATIVES TRANSIT OPERATING ASSISTANCE	0.0	OB	OPERATE BUS	FTA	1,000,000	0	0	850,000	0	150,000

Seq #	ATP	Route System	Project Number	Agency	Description	Miles	Program	Type of Work	Proposed Funds	Total	FHWA	AC	FTA	TH	Other
722	4	BB	TRF-2490-14	MNDOT	SECT 5311: MAHNOMEN COUNTY TRANSIT OPERATING ASSISTANCE	0.0	OB	OPERATE BUS	FTA	190,000	0	0	162,000	0	28,000
723	4	BB	TRF-7067-14	MNDOT	SECT 5311: RAINBOW RIDER TRANSIT OPERATING ASSISTANCE	0.0	OB	OPERATE BUS	FTA	1,501,000	0	0	1,276,000	0	225,000
724	4	BB	TRF-7318-14	MNDOT	SECT 5311: BECKER COUNTY TRANSIT OPERATING ASSISTANCE	0.0	OB	OPERATE BUS	FTA	365,000	0	0	310,000	0	55,000
926	6	BB	TRF-0001-14	MN/DOT	SECT 5311: CEDAR VALLEY TRANSIT OPERATING ASSISTANCE	0.0	OB	OPERATE BUS	FTA	279,126	0	0	76,035	0	203,091
927	6	BB	TRF-0020-14	MN/DOT	SECT 5311: CITY OF FARIBAULT TRANSIT OPERATING ASSISTANCE	0.0	OB	OPERATE BUS	FTA	189,648	0	0	52,688	0	136,960
928	6	BB	TRF-0039-14	MN/DOT	SECT 5311: CITY OF NORTHFIELD TRANSIT OPERATING ASSISTANCE	0.0	OB	OPERATE BUS	FTA	372,543	0	0	106,819	0	265,724
933	6	BB	TRF-0065-14	MN/DOT	SECT 5311: CITY OF WINONA TRANSIT OPERATING ASSISTANCE	0.0	OB	OPERATE BUS	FTA	533,491	0	0	129,870	0	403,621
934	6	BB	TRF-1977-14	MN/DOT	SECT 5311: SEMCAC TRANSIT OPERATING ASSISTANCE	0.0	OB	OPERATE BUS	FTA	259,993	0	0	66,859	0	193,134
935	6	BB	TRF-2497-14	MN/DOT	SECT 5311: CITY OF STEWARTVILLE TRANSIT OPERATING ASSISTANCE	0.0	OB	OPERATE BUS	FTA	77,210	0	0	18,204	0	59,006
936	6	BB	TRF-3342-14	MN/DOT	SECT 5311: STEELE CO TRANSIT OPERATING ASSISTANCE	0.0	OB	OPERATE BUS	FTA	448,515	0	0	110,371	0	338,144
938	6	BB	TRF-7071-14	MN/DOT	SECT 5311: AMCAT TRANSIT OPERATING ASSISTANCE	0.0	OB	OPERATE BUS	FTA	603,273	0	0	120,620	0	482,653
939	6	BB	TRF-7284-14	MN/DOT	SECT 5311: THREE RIVERS TRANSIT OPERATING ASSISTANCE	0.0	OB	OPERATE BUS	FTA	1,040,533	0	0	268,694	0	771,839
1122	7	BB	TRF-0014-14	MNDOT	SECT 5311: COTTONWOOD CO TRANSIT OPERATING ASSISTANCE	0.0	OB	OPERATE BUS	FTA	135,061	0	0	33,596	0	101,465
1123	7	BB	TRF-0025-14	MNDOT	SECT 5311: CITY OF LESUEUR TRANSIT OPERATING ASSISTANCE	0.0	OB	OPERATE BUS	FTA	249,863	0	0	66,896	0	182,967
1124	7	BB	TRF-0028-14	MNDOT	SECT 5311: CITY OF MANKATO TRANSIT OPERATING ASSISTANCE	0.0	OB	OPERATE BUS	FTA	1,453,707	0	0	328,782	0	1,124,925
1125	7	BB	TRF-0046-14	MNDOT	SECT 5311: MARTIN CO TRANSIT OPERATING ASSISTANCE	0.0	OB	OPERATE BUS	FTA	605,524	0	0	143,190	0	462,334
1126	7	BB	TRF-0083-14	MNDOT	SECT 5311: WATONWAN CO TRANSIT OPERATING ASSISTANCE	0.0	OB	OPERATE BUS	FTA	253,239	0	0	52,836	0	200,403
1127	7	BB	TRF-0280-14	MNDOT	SECT 5311: BROWN CO TRANSIT OPERATING ASSISTANCE	0.0	OB	OPERATE BUS	FTA	708,395	0	0	196,618	0	511,777

FTA SECTION 5311
Fiscal Year: 2014

STIP for FY 2011-2014

Seq #	ATP	Route System	Project Number	Agency	Description	Miles	Program	Type of Work	Proposed Funds	Total	FHWA	AC	FTA	TH	Other
1128	7	BB	TRF-2494-14	MNDOT	SECT 5311: SMOC/NOBLES TRANSIT OPERATING ASSISTANCE	0.0	OB	OPERATE BUS	FTA	326,398	0	0	79,698	0	246,700
1129	7	BB	TRF-2496-14	MNDOT	SECT 5311: CITY OF ST PETER TRANSIT OPERATING ASSISTANCE	0.0	OB	OPERATE BUS	FTA	281,377	0	0	60,680	0	220,697
1130	7	BB	TRF-3274-14	MNDOT	SECT 5311: FARIBAULT CO TRANSIT OPERATING ASSISTANCE	0.0	OB	OPERATE BUS	FTA	188,523	0	0	50,320	0	138,203
1131	7	BB	TRF-3331-14	MNDOT	SECT 5311: ROCK CO TRANSIT OPERATING ASSISTANCE	0.0	OB	OPERATE BUS	FTA	344,406	0	0	83,768	0	260,638
1277	8	BB	TRF-0026-14	MNDOT	SECT 5311: LINCOLN CO TRANSIT OPERATING ASSISTANCE	0.0	OB	OPERATE BUS	FTA	191,009	0	0	55,426	0	135,583
1278	8	BB	TRF-0032-14	MNDOT	SECT 5311: CITY OF MONTEVIDEO TRANSIT OPERATING ASSISTANCE	0.0	OB	OPERATE BUS	FTA	133,313	0	0	28,490	0	104,823
1279	8	BB	TRF-1738-14	MNDOT	SECT 5311: PRAIRIE FIVE CAC TRANSIT OPERATING ASSISTANCE	0.0	OB	OPERATE BUS	FTA	718,687	0	0	181,189	0	537,498
1280	8	BB	TRF-2387-14	MNDOT	SECT 5311: WESTERN COMMUNITY ACTION, INC TRANSIT OPERATING ASSISTANCE	0.0	OB	OPERATE BUS	FTA	1,327,663	0	0	283,050	0	1,044,613
1281	8	BB	TRF-2486-14	MNDOT	SECT 5311: CITY OF DAWSON TRANSIT OPERATING ASSISTANCE	0.0	OB	OPERATE BUS	FTA	81,080	0	0	20,535	0	60,545
1282	8	BB	TRF-2488-14	MNDOT	SECT 5311: ITY OF GRANITE FALLS TRANSIT OPERATING ASSISTANCE	0.0	OB	OPERATE BUS	FTA	103,591	0	0	25,826	0	77,765
1283	8	BB	TRF-3312-14	MNDOT	SECT 5311: MEEKER CO TRANSIT OPERATING ASSISTANCE	0.0	OB	OPERATE BUS	FTA	440,369	0	0	52,910	0	387,459
1284	8	BB	TRF-3316-14	MNDOT	SECT 5311: PIPESTONE CO TRANSIT OPERATING ASSISTANCE	0.0	OB	OPERATE BUS	FTA	356,775	0	0	94,905	0	261,870
1285	8	BB	TRF-3325-14	MNDOT	SECT 5311: MURRAY CO TRANSIT OPERATING ASSISTANCE	0.0	OB	OPERATE BUS	FTA	96,925	0	0	27,269	0	69,656
1286	8	BB	TRF-3339-14	MNDOT	SECT 5311: RENVILLE CO TRANSIT OPERATING ASSISTANCE	0.0	OB	OPERATE BUS	FTA	340,384	0	0	69,005	0	271,379
1287	8	BB	TRF-7311-14	MNDOT	SECT 5311: TRAILBLAZER TRANSIT OPERATING ASSISTANCE	0.0	OB	OPERATE BUS	FTA	1,207,463	0	0	297,850	0	909,613
1288	8	BB	TRF-7340-14	MNDOT	SECT 5311: KANDIYOHI CO TRANSIT OPERATING ASSISTANCE	0.0	OB	OPERATE BUS	FTA	1,147,363	0	0	318,200	0	829,163
1833	M	BB	TRF-0031-14	MN/DOT	SECT 5311: METROPOLITAN COUNCIL RURAL TRANSIT OPERATING ASSISTANCE	0.0	OB	OPERATE BUS	FTA	4,614,586	0	0	1,028,600	0	3,585,986
										\$35,932,032	\$0	\$0	\$11,014,443	\$0	\$24,917,589

FTA SECTION 5316
 Fiscal Year: 2011

STIP for FY 2011-2014

Seq #	ATP	Route System	Project Number	Agency	Description	Miles	Program	Type of Work	Proposed Funds	Total	FHWA	AC	FTA	TH	Other
1363	M	BB	TRF-TCMT-11S	MET COUNCIL-MTS	SECT 5316: TWIN CITIES MET COUNCIL MTS-JOB ACCESS/REVERSE COMMUTE PROJECTS TBD	0.0	JA	BUS GRANT CAPITAL IMPROVEMENT	FTA	2,000,000	0	0	1,000,000	0	1,000,000
									\$2,000,000	\$0	\$0	\$1,000,000	\$0	\$1,000,000	

FTA SECTION 5316
 Fiscal Year: 2013

STIP for FY 2011-2014

Seq #	ATP	Route System	Project Number	Agency	Description	Miles	Program	Type of Work	Proposed Funds	Total	FHWA	AC	FTA	TH	Other
1712	M	BB	TRF-TCMT-13S	MET COUNCIL-MTS	SECT 5316: TWIN CITIES MET COUNCIL MTS-JOB ACCESS/REVERSE COMMUTE PROJECTS TBD	0.0	JA	BUS GRANT CAPITAL IMPROVEMENT	FTA	2,000,000	0	0	1,000,000	0	1,000,000
									\$2,000,000		\$0	\$0	\$1,000,000	\$0	\$1,000,000

Seq #	ATP	Route System	Project Number	Agency	Description	Miles	Program	Type of Work	Proposed Funds	Total	FHWA	AC	FTA	TH	Other
634	4	TH 75	1406-68	MNDOT	SIGNAL REPLACEMENT ON 7TH AVE SO IN MOORHEAD	0.0	NF	TRAFFIC SIGNAL REVISION	FTA	260,000	0	0	160,000	100,000	0
1364	M	BB	TRF-TCMT-11T	MET COUNCIL-MTS	SECT 5317: TWIN CITIES MET COUNCIL MTS-NEW FREEDOMS PROJECTS TBD-2011	0.0	NF	BUS GRANT CAPITAL IMPROVEMENT	FTA	1,500,000	0	0	750,000	0	750,000
										\$1,760,000	\$0	\$0	\$910,000	\$100,000	\$750,000

FTA SECTION 5317
 Fiscal Year: 2013

STIP for FY 2011-2014

Seq #	ATP	Route System	Project Number	Agency	Description	Miles	Program	Type of Work	Proposed Funds	Total	FHWA	AC	FTA	TH	Other
1713	M	BB	TRF-TCMT-13T	MET COUNCIL-MTS	SECT 5317: TWIN CITIES MET COUNCIL MTS-NEW FREEDOMS PROJECTS TBD-2013	0.0	NF	BUS GRANT CAPITAL IMPROVEMENT	FTA	1,500,000	0	0	750,000	0	750,000
										\$1,500,000	\$0	\$0	\$750,000	\$0	\$750,000

Seq #	ATP	Route System	Project Number	Agency	Description	Miles	Program	Type of Work	Proposed Funds	Total	FHWA	AC	FTA	TH	Other
1332	M	BB	TRF-HENN-10	HENNEPIN COUNTY	SECT 5339: BOTTINEAU TRANSITWAY(2010 APPROPRIATIONS ACT-ALTERNATIVES ANALYSIS GRANTS)	0.0	AA	PLANNING	FTA	250,000	0	0	250,000	0	0
1334	M	BB	TRF-RCRRA-06	RAMSEY COUNTY	SECT 5339: RED ROCK/RUSH LINE/CENTRAL CORRIDOR STUDIES-ALTERNATIVE ANALYSES	0.0	AA	BUS GRANT CAPITAL IMPROVEMENT	FTA	2,475,000	0	0	1,980,000	0	495,000
1335	M	BB	TRF-RCRRA-07	RAMSEY COUNTY	SECT 5339: RED ROCK/RUSH LINE/CENTRAL CORRIDOR STUDIES-ALTERNATIVE ANALYSES	0.0	AA	BUS GRANT CAPITAL IMPROVEMENT	FTA	2,475,000	0	0	1,980,000	0	495,000
1340	M	BB	TRF-RCRRA-10	RAMSEY COUNTY	SECT 5339: I94 TRANSIT CORRIDOR ST. PAUL TO EAU CLAIRE-ALTERNATIVES ANALYSIS & ENVIRONMENTAL ASSESSMENT, RAMSEY COUNTY, MN (2010 APPROPRIATIONS ACT-ALTERNATIVES ANALYSIS GRANTS)	0.0	AA	PLANNING	FTA	250,000	0	0	250,000	0	0
										\$5,450,000	\$0	\$0	\$4,460,000	\$0	\$990,000

Seq #	ATP	Route System	Project Number	Agency	Description	Miles	Program	Type of Work	Proposed Funds	Total	FHWA	AC	FTA	TH	Other
6	1	BB	TRS-0016-11	DULUTH TRANSIT AUTHORITY	DTA-PURCHASE 3 BUSES (CLASS 400)	0.0	TR	PURCHASE BUS	STP	210,000	168,000	0	0	0	42,000
186	2	BB	TRS-0006-11A	MNDOT	PAUL BUNYAN TRANSIT, PURCHASE 1 BUS (CLASS 400-G)	0.0	TR	PURCHASE BUS	STP	66,000	52,800	0	0	0	13,200
187	2	BB	TRS-0006-11B	MNDOT	PAUL BUNYAN TRANSIT, PURCHASE 1 BUS (CLASS 500-G)	0.0	TR	PURCHASE BUS	STP	114,000	91,200	0	0	0	22,800
188	2	BB	TRS-0058-11	MNDOT	TRI-VALLEY TRANSIT, PURCHASE 1 BUS (CLASS 400-G)	0.0	TR	PURCHASE BUS	STP	66,000	52,800	0	0	0	13,200
189	2	BB	TRS-1010-11	MNDOT	HUBBARD CO TRANSIT, PURCHASE 1 BUS (CLASS 400-G)	0.0	TR	PURCHASE BUS	STP	66,000	52,800	0	0	0	13,200
190	2	BB	TRS-2487-11	MNDOT	CITY OF FOSSTON, PURCHASE 1 BUS (CLASS 400-G)	0.0	TR	PURCHASE BUS	STP	66,000	52,800	0	0	0	13,200
361	3	BB	TRS-0055-11	MNDOT	RIVERRIDER, PURCHASE TWO BUSES - ONE CLASS 400/ONE CLASS 500	0.0	TR	PURCHASE BUS	STP	185,000	148,000	0	0	0	37,000
362	3	BB	TRS-0057-11	MNDOT	TRI-CAP MORRISON CO PURCHASE ONE BUS (CLASS 400)	0.0	TR	PURCHASE BUS	STP	68,000	54,400	0	0	0	13,600
363	3	BB	TRS-3449-11	MNDOT	CITY OF BRAINERD, PURCHASE ONE BUS (CLASS 400)	0.0	TR	PURCHASE BUS	STP	68,000	54,400	0	0	0	13,600
364	3	BB	TRS-7068-11	MNDOT	ISANTI HEARTLAND EXPRESS, PURCHASE ONE BUS (CLASS 500)	0.0	TR	PURCHASE BUS	STP	117,000	93,600	0	0	0	23,400
365	3	BB	TRS-9018-11	MNDOT	WADENA CO PURCHASE BUS (CLASS 400)	0.0	TR	PURCHASE BUS	STP	68,000	54,400	0	0	0	13,600
607	4	BB	TRF-1738-11	MNDOT	PRAIRIE FIVE RIDES/ORTONVILLE 1, PURCHASE 1 BUS (CLASS 400)	0.0	TR	OPERATE BUS	STP	82,500	66,000	0	0	0	16,500
611	4	BB	TRS-0034-11	MNDOT	MOORHEAD DIAL-A-RIDE, PURCHASE BUS (CLASS 400)	0.0	TR	PURCHASE BUS	STP	73,000	52,800	0	0	0	20,200
613	4	BB	TRS-0035-11	MNDOT	CITY OF MORRIS, PUCHASE BUS (CLASS 400)	0.0	TR	PURCHASE BUS	STP	66,000	52,800	0	0	0	13,200
614	4	BB	TRS-1131-11	MNDOT	PRODUCTIVE ALTERNATIVES, PURCHASE 2 BUSES (CLASS 400)	0.0	TR	PURCHASE BUS	STP	132,000	105,600	0	0	0	26,400
615	4	BB	TRS-7067-11	MNDOT	RAINBOW RIDER, PURCHASE BUS ITS EQUIPMENT	0.0	TR	PURCHASE BUS	STP	82,500	66,000	0	0	0	16,500
760	6	BB	TRS-0001-11	MN/DOT	CVS - PURCHASE 1 BUS (CLASS 400)	0.0	TR	PURCHASE BUS	STP	66,000	52,800	0	0	0	13,200
761	6	BB	TRS-0047-11A	ROCHESTER	SECT 5307: ROCHESTER RR - PURCHASE 3 BUSES (CLASS 700)	0.0	TR	PURCHASE BUS	STP FTA	1,062,000	264,000	0	586,000	0	212,000
762	6	BB	TRS-0047-11B	ROCHESTER	DISTRICT BUS - PURCHASE 1 BUS (CLASS 600)	0.0	TR	PURCHASE BUS	STP	203,000	162,400	0	0	0	40,600

Seq #	ATP	Route System	Project Number	Agency	Description	Miles	Program	Type of Work	Proposed Funds	Total	FHWA	AC	FTA	TH	Other
763	6	BB	TRS-2497-11	STEWARTVILLE	STEWARTVILLE - PURCHASE 1 BUS (CLASS 400)	0.0	TR	PURCHASE BUS	STP	66,000	52,800	0	0	0	13,200
764	6	BB	TRS-3342-11	STEELE COUNTY	STEELE COUNTY PUBLIC TRANSIT - PURCHASE 1 BUS (CLASS 400)	0.0	TR	PURCHASE BUS	STP	66,000	52,800	0	0	0	13,200
765	6	BB	TRS-7071-11	MN/DOT	AMCAT - PURCHASE 1 BUS (CLASS 400)	0.0	TR	PURCHASE BUS	STP	66,000	52,800	0	0	0	13,200
766	6	BB	TRS-7284-11	MN/DOT	THREE RIVERS - PURCHASE 2 BUSES (CLASS 400)	0.0	TR	PURCHASE BUS	STP	132,000	105,600	0	0	0	26,400
991	7	BB	TRS-0046-11	MNDOT	MARTIN COUNTY PURCHASE 1 BUS (CLASS 400)	0.0	TR	PURCHASE BUS	STP	68,000	54,400	0	0	0	13,600
992	7	BB	TRS-0072-11	MNDOT	TRAILBLAZER TRANSIT PURCHASE 1 BUS (CLASS 400)	0.0	TR	PURCHASE BUS	STP	68,000	54,400	0	0	0	13,600
993	7	BB	TRS-0083-11	MNDOT	WATONWAN COUNTY PURCHASE 1 BUS (CLASS 400)	0.0	TR	PURCHASE BUS	STP	66,000	52,800	0	0	0	13,200
994	7	BB	TRS-0280-11	MNDOT	BROWN COUNTY PURCHASE 1 BUS (CLASS 400)	0.0	TR	PURCHASE BUS	STP	66,000	52,800	0	0	0	13,200
995	7	BB	TRS-3274-11	MNDOT	FARIBAUT COUNTY PURCHASE 1 BUS (CLASS 400)	0.0	TR	PURCHASE BUS	STP	66,000	52,800	0	0	0	13,200
1164	8	BB	TRS-1075-11	MNDOT	KANDIYOHI CO, PURCHASE 1 BUS (CLASS 400)	0.0	TR	PURCHASE BUS	STP	66,000	52,800	0	0	0	13,200
1165	8	BB	TRS-2387-11	MNDOT	WESTERN COMMUNITY ACTION, PURCHASE 2 BUSES (CLASS 400)	0.0	TR	PURCHASE BUS	STP	132,000	105,600	0	0	0	26,400
1166	8	BB	TRS-2486-11	MNDOT	CITY OF DAWSON, PURCHASE 1 BUS (CLASS 400)	0.0	TR	PURCHASE BUS	STP	66,000	52,800	0	0	0	13,200
1167	8	BB	TRS-3301-11	MNDOT	TRAILBLAZER, PURCHASE 2 BUSES (CLASS 400)	0.0	TR	PURCHASE BUS	STP	132,000	105,600	0	0	0	26,400
1371	M	BB	TRS-7068-11	MNDOT	HEARTLAND EXPRESS-PURCHASE CLASS 500 BUS	0.0	TR	PURCHASE BUS	STP	117,000	93,600	0	0	0	23,400
1372	M	BB	TRS-MVTA-10A	MET COUNCIL-MTS	MVTA: PURCHASE 10 BUSES FOR DEDICATED OPERATION & DEPLOY ITS COMPONENTS FOR STATION-TO-STATION SERVICE ON CEDAR AVE BUSWAY	0.0	TR	BUS GRANT CAPITAL IMPROVEMENT	CMAQ	5,253,700	4,202,960	0	0	0	1,050,740
1373	M	BB	TRS-MVTA-11	MVTA	PURCHASE 8 BUSES, & OPERATING FUNDING FOR I-35	0.0	TR	BUS GRANT CAPITAL IMPROVEMENT	CMAQ	5,751,430	4,601,144	0	0	0	1,150,286
1374	M	BB	TRS-SWT-11	SOUTHWEST TRANSIT	PURCHASE 15 BUSES FOR EXPRESS SERVICE	0.0	TR	BUS GRANT CAPITAL IMPROVEMENT	CMAQ	8,250,000	6,600,000	0	0	0	1,650,000
1375	M	BB	TRS-TCMT-10B	MET COUNCIL-MT	PURCHASE 6 ARTIC BUSES & RELATED SPARE PARTS & EQUIPMENT FOR EXPANDED WEEKDAY SERVICE ON RTE 673, MINNETONKA & MPLS	0.0	TR	BUS GRANT CAPITAL IMPROVEMENT	CMAQ	3,402,600	2,722,080	0	0	0	680,520

Seq #	ATP	Route System	Project Number	Agency	Description	Miles	Program	Type of Work	Proposed Funds	Total	FHWA	AC	FTA	TH	Other
1376	M	BB	TRS-TCMT-10C	MET COUNCIL-MT	PURCHASE OF 4 LRV'S (INCLUDES FORMER TRS-SMTC-10A)	0.0	TR	PURCHASE BUS	CMAQ	13,600,000	10,250,600	0	0	0	3,349,400
1377	M	BB	TRS-TCMT-11A	MET COUNCIL-MT	TRANSIT SERVICE EXPANSION TO PROVIDE NEW WEEKDAY PEAK PERIOD SERVICE, NEW ROUTE 375 BETWEEN LAKE ELMO/WOODBURY & MPLS-FY 2011	0.0	TR	BUS GRANT CAPITAL IMPROVEMENT	CMAQ	322,156	257,725	0	0	0	64,431
1426	M	CMAQ	091-596-001	MET COUNCIL-MT	300-CAR EXPANSION OF EXISTING PARK-RIDE LOT ON LAND TO BE PURCHASED ABUTTING THE N EDGE OF AN EXISTING LOT AT I-35W/95TH AVE NE, BLAINE	0.0	TR	BUS GRANT CAPITAL IMPROVEMENT	CMAQ	802,500	642,000	0	0	0	160,500
1429	M	CMAQ	103-080-002	ANOKA	CONSTRUCT - 400- STALL STRUCTURED PARKING FACILITY ADJACENT TO PROPOSED NORTHSTAR COMMUTER RAIL STATION	0.0	TR	BUS GRANT CAPITAL IMPROVEMENT	CMAQ	11,000,000	5,885,000	0	0	0	5,115,000
1481	M	CMAQ	CM-05-10AC3	RAMSEY	PROVIDE EXPRESS BUS SERVICE BETWEEN CITY OF RAMSEY & MPLS(AC PAYBACK 3 OF 3)	0.0	TR	BUS GRANT CAPITAL IMPROVEMENT	CMAQ	416,300	416,300	0	0	0	0
1987	C	BB	880C-TRS-11	MNDOT	TRANSIT VEHICLES	0.0	TR	PURCHASE BUS	STP	1,250,000	1,000,000	0	0	0	250,000
										\$54,086,686	39,217,009	\$0	\$586,000	\$0	\$14,283,677

Seq #	ATP	Route System	Project Number	Agency	Description	Miles	Program	Type of Work	Proposed Funds	Total	FHWA	AC	FTA	TH	Other
79	1	BB	TRS-0005-12	MNDOT	ARROWHEAD TRANSIT-PURCHASE 5 BUSES - (CLASS 500)	0.0	TR	PURCHASE BUS	STP	605,000	484,000	0	0	0	121,000
80	1	BB	TRS-0016-12	DULUTH TRANSIT AUTHORITY	DTA-PURCHASE 10 BUSES TOTAL, 5 WILL BE HYBRID (CLASS 700)	0.0	TR	PURCHASE BUS	STP	4,618,180	3,694,544	0	0	0	923,636
231	2	BB	TRS-0058-12A	MNDOT	TRI-VALLEY TRANSIT, PURCHASE 2 BUSES (CLASS 400-G)	0.0	TR	PURCHASE BUS	STP	136,000	108,800	0	0	0	27,200
232	2	BB	TRS-0058-12B	MNDOT	TRI-VALLEY TRANSIT, PURCHASE 1 BUS (CLASS 500-G)	0.0	TR	PURCHASE BUS	STP	117,000	93,600	0	0	0	23,400
233	2	BB	TRS-3084-12	MNDOT	ROSEAU CO TRANSIT, PURCHASE 1 BUS (CLASS 400-G)	0.0	TR	PURCHASE BUS	STP	68,000	54,400	0	0	0	13,600
234	2	BB	TRS-9036-12	MNDOT	DISTRICT 2 SETASIDES - FY 2012	0.0	TR	PURCHASE BUS	STP	54,000	43,200	0	0	0	10,800
465	3	BB	TRS-0055-12	MNDOT	RIVERRIDER, PURCHASE ONE BUS (CLASS 500 [D])	0.0	TR	PURCHASE BUS	STP	117,000	93,600	0	0	0	23,400
466	3	BB	TRS-0057-12	MNDOT	TRI-CAP, PURCHASE TWO BUSES (CLASS 400[D])	0.0	TR	PURCHASE BUS	STP	140,000	112,000	0	0	0	28,000
467	3	BB	TRS-3449-12	MNDOT	CITY OF BRAINERD, PURCHASE ONE BUS (CLASS 400)	0.0	TR	PURCHASE BUS	STP	70,000	56,000	0	0	0	14,000
468	3	BB	TRS-7068-12	MNDOT	ISANTI CO, PURCHASE ONE BUS (CLASS 400 [G])	0.0	TR	PURCHASE BUS	STP	68,000	54,400	0	0	0	13,600
469	3	BB	TRS-7077-12	MNDOT	TIMBER TRAILS PUBLIC TRANSIT, PURCHASE ONE BUS (CLASS 400 [G])	0.0	TR	PURCHASE BUS	STP	68,000	54,400	0	0	0	13,600
650	4	BB	TRS-0007-12	MNDOT	CITY OF BENSON, PURCHASE BUS (CLASS 400)	0.0	TR	PURCHASE BUS	STP	68,000	54,400	0	0	0	13,600
651	4	BB	TRS-0027-12	MNDOT	BECKER COUNTY, PURCHASE BUS (CLASS 400)	0.0	TR	PURCHASE BUS	STP	68,000	54,400	0	0	0	13,600
653	4	BB	TRS-1131-12A	MNDOT	PRODUCTIVE ALTERNATIVES, PURCHASE 1 BUS (CLASS 400)	0.0	TR	PURCHASE BUS	STP	68,000	54,400	0	0	0	13,600
654	4	BB	TRS-1131-12B	MNDOT	PRODUCTIVE ALTERNATIVES, PURCHASE BUS (CLASS 500)	0.0	TR	PURCHASE BUS	STP	121,000	96,800	0	0	0	24,200
655	4	BB	TRS-7067-12	MNDOT	RAINBOW RIDER, PURCHASE 3 BUSES (CLASS 400)	0.0	TR	PURCHASE BUS	STP	204,000	163,200	0	0	0	40,800
833	6	BB	TRS-0047-12A	ROCHESTER	SECT 5307/5309: ROCHESTER RR - PURCHASE 6 BUSES (CLASS 700)	0.0	TR	PURCHASE BUS	STP FTA	2,280,000	392,000	0	1,432,000	0	456,000
834	6	BB	TRS-1977-12	MN/DOT	SEMCAC - PURCHASE 1 BUS (CLASS 400)	0.0	TR	PURCHASE BUS	STP	70,000	56,000	0	0	0	14,000
835	6	BB	TRS-7284-12	MN/DOT	THREE RIVERS - PURCHASE 1 BUS (CLASS 400)	0.0	TR	PURCHASE BUS	STP	70,000	56,000	0	0	0	14,000
1213	8	BB	TRS-1738-12	MNDOT	PRAIRIE FIVE, PURCHASE 2 BUSES (CLASS 400)	0.0	TR	PURCHASE BUS	STP	136,000	108,800	0	0	0	27,200

Seq #	ATP	Route System	Project Number	Agency	Description	Miles	Program	Type of Work	Proposed Funds	Total	FHWA	AC	FTA	TH	Other
1214	8	BB	TRS-2387-12	MNDOT	WESTERN COMMUNITY ACTION, PURCHASE 3 BUSES (CLASS 400)	0.0	TR	PURCHASE BUS	STP	204,000	163,200	0	0	0	40,800
1215	8	BB	TRS-3301-12	MNDOT	TRAILBLAZER, PURCHASE 1 BUS (CLASS 400)	0.0	TR	PURCHASE BUS	STP	68,000	54,400	0	0	0	13,600
1216	8	BB	TRS-3312-12	MNDOT	AUGUSTANA, PURCHASE 1 BUS (CLASS 400)	0.0	TR	PURCHASE BUS	STP	68,000	54,400	0	0	0	13,600
1217	8	BB	TRS-3339-12	MNDOT	RENVILLE CO, PURCHASE 1 BUS (CLASS 400)	0.0	TR	PURCHASE BUS	STP	68,000	54,400	0	0	0	13,600
1587	M	BB	TRS-7068-12	MNDOT	HEARTLAND EXPRESS-PURCHASE CLASS 400 BUS	0.0	TR	PURCHASE BUS	STP	68,000	54,400	0	0	0	13,600
1588	M	BB	TRS-TCMT-12A	MET COUNCIL -MTS	PURCHASE 16 BUSES FOR EXPANSION OF REGIONAL TRANSIT FLEET FOR EXPRESS SERVICE	0.0	TR	BUS GRANT CAPITAL IMPROVEMENT	CMAQ	8,400,000	6,720,000	0	0	0	1,680,000
1589	M	BB	TRS-TCMT-12B	MET COUNCIL-MT	NE QUADRANT OF 610 & NOBLES PKWY, BROOKLYN PARK-CONSTRUCT 1000 STRUCTURED STALL PARK & RIDE FACILITY	0.0	TR	BUS GRANT CAPITAL IMPROVEMENT	CMAQ	14,560,000	7,840,000	0	0	0	6,720,000
1608	M	CR 10	090-610-001	SOUTHWEST TRANSIT	NE QUADRANT OF TH 212 & CO RD 10, CHASKA-ACQUIRE RW & CONSTRUCT 450 STRUCTURED STALL PARK & RIDE FACILITY	0.0	TR	BUS GRANT CAPITAL IMPROVEMENT	CMAQ	9,785,978	7,828,782	0	0	0	1,957,196
2018	C	BB	880C-TRS-12	MNDOT	TRANSIT VEHICLES	0.0	TR	PURCHASE BUS	STP	1,250,000	1,000,000	0	0	0	250,000
										\$43,618,158	29,654,526	\$0	\$1,432,000	\$0	\$12,531,632

Seq #	ATP	Route System	Project Number	Agency	Description	Miles	Program	Type of Work	Proposed Funds	Total	FHWA	AC	FTA	TH	Other
112	1	BB	TRS-0005-13	MNDOT	ARROWHEAD TRANSIT-PURCHASE 10 BUSES - (CLASS 500)	0.0	TR	PURCHASE BUS	STP	1,250,000	1,000,000	0	0	0	250,000
113	1	BB	TRS-0013-13	FOND DU LAC RESERVATION	FOND DU LAC RESERVATION-PURCHASE 2 BUSES, (CLASS 400)	0.0	TR	PURCHASE BUS	STP	145,166	116,133	0	0	0	29,033
114	1	BB	TRS-0016-13	DULUTH TRANSIT AUTHORITY	DTA-PURCHASE 6 BUSES, (CLASS 500)	0.0	TR	PURCHASE BUS	STP	720,000	576,000	0	0	0	144,000
115	1	BB	TRS-0022-13	HIBBING	CITY OF HIBBING - PURCHASE 2 BUSES (CLASS 500)	0.0	TR	PURCHASE BUS	STP	242,000	193,600	0	0	0	48,400
275	2	BB	TRS-0006-13A	MNDOT	PAUL BUNYAN TRANSIT, PURCHASE 1 BUS (CLASS 400-G)	0.0	TR	PURCHASE BUS	STP	70,000	56,000	0	0	0	14,000
276	2	BB	TRS-0006-13B	MNDOT	PAUL BUNYAN TRANSIT, PURCHASE 1 BUS (CLASS 500-G)	0.0	TR	PURCHASE BUS	STP	121,000	96,800	0	0	0	24,200
277	2	BB	TRS-0058-13A	MNDOT	TRI-VALLEY TRANSIT, PURCHASE 1 BUS (CLASS 400-G)	0.0	TR	PURCHASE BUS	STP	70,000	56,000	0	0	0	14,000
278	2	BB	TRS-8819-13	MNDOT	RED LAKE TRANSIT, PURCHASE 1 BUS (CLASS 400-G)	0.0	TR	PURCHASE BUS	STP	70,000	56,000	0	0	0	14,000
279	2	BB	TRS-9036-13	MNDOT	DISTRICT 2 SETASIDES - FY 2013	0.0	TR	PURCHASE BUS	STP	44,000	35,200	0	0	0	8,800
519	3	BB	TRS-0055-13	MNDOT	RIVER RIDER, PURCHASE ONE BUS (CLASS 400)	0.0	TR	PURCHASE BUS	STP	72,000	57,600	0	0	0	14,400
520	3	BB	TRS-0057-13	MNDOT	TRI-CAP, PURCHASE ONE BUSE (CLASS 500)	0.0	TR	PURCHASE BUS	STP	121,000	96,800	0	0	0	24,200
521	3	BB	TRS-3449-13	MNDOT	CITY OF BRAINERD, PURCHASE ONE BUS (CLASS 400)	0.0	TR	PURCHASE BUS	STP	72,000	57,600	0	0	0	14,400
522	3	BB	TRS-7068-13	MNDOT	ISANTI CO, PURCHASE ONE BUS (CLASS 400)	0.0	TR	PURCHASE BUS	STP	70,000	56,000	0	0	0	14,000
523	3	BB	TRS-7077-13	MNDOT	TIMBER TRAILS TRANSIT, PURCHASE ONE BUS (CLASS 400)	0.0	TR	PURCHASE BUS	STP	70,000	56,000	0	0	0	14,000
524	3	BB	TRS-9018-13	MNDOT	WADENA CO, PURCHASE ONE BUS (CLASS 400)	0.0	TR	PURCHASE BUS	STP	70,000	56,000	0	0	0	14,000
693	4	BB	TRS-0034-13E	MNDOT	CITY OF MOORHEAD, PURCHASE BUS (CLASS 400)	0.0	TR	PURCHASE BUS	STP FTA	75,000	40,000	0	20,000	0	15,000
694	4	BB	TRS-0035-13	MNDOT	CITY OF MORRIS, PURCHASE BUS (CLASS 400)	0.0	TR	PURCHASE BUS	STP	70,000	56,000	0	0	0	14,000
695	4	BB	TRS-1131-13	MNDOT	PRODUCTIVE ALTERNATIVES, PURCHASE 1 BUS (CLASS 500)	0.0	TR	PURCHASE BUS	STP	120,000	100,000	0	0	0	20,000
696	4	BB	TRS-2490-13	MNDOT	MAHNOMAN COUNTY, PURCHASE BUS (CLASS 400)	0.0	TR	PURCHASE BUS	STP	70,000	56,000	0	0	0	14,000
697	4	BB	TRS-7067-13	MNDOT	RAINBOW RIDER, PURCHASE 3 BUSES (CLASS 400)	0.0	TR	PURCHASE BUS	STP	210,000	168,000	0	0	0	42,000

Seq #	ATP	Route System	Project Number	Agency	Description	Miles	Program	Type of Work	Proposed Funds	Total	FHWA	AC	FTA	TH	Other
889	6	BB	TRS-0020-13	FARIBAULT	FARIBAULT - PURCHASE 1 BUS (CLASS 400)	0.0	TR	PURCHASE BUS	STP	72,000	57,600	0	0	0	14,400
890	6	BB	TRS-0039-13	NORTHFIELD	NORTHFIELD - PURCHASE 1 BUS (CLASS 400)	0.0	TR	PURCHASE BUS	STP	72,000	57,600	0	0	0	14,400
891	6	BB	TRS-0047-13A	ROCHESTER	ROCHESTER DAR - PURCHASE 2 BUSES (CLASS 600)	0.0	TR	PURCHASE BUS	STP	418,000	167,200	0	0	0	250,800
892	6	BB	TRS-0047-13B	ROCHESTER	ROCHESTER RR - PURCHASE 4 BUSES (CLASS 700)	0.0	TR	PURCHASE BUS	STP	1,520,000	300,800	0	915,200	0	304,000
893	6	BB	TRS-7071-13	AMCAT	AMCAT - PURCHASE 1 BUS (CLASS 400)	0.0	TR	PURCHASE BUS	STP	72,000	57,600	0	0	0	14,400
894	6	BB	TRS-7284-13A	THREE RIVERS	THREE RIVERS - PURCHASE 1 BUS (CLASS 400)	0.0	TR	PURCHASE BUS	STP	72,000	57,600	0	0	0	14,400
895	6	BB	TRS-7284-13B	THREE RIVERS	THREE RIVERS - PURCHASE 1 BUS (CLASS 500)	0.0	TR	PURCHASE BUS	STP	125,000	100,000	0	0	0	25,000
1247	8	BB	TRS-0032-13	MNDOT	CITY OF MONTEVIDEO, PURCHASE 1 BUS (CLASS 400)	0.0	TR	PURCHASE BUS	STP	70,000	51,200	0	0	0	18,800
1248	8	BB	TRS-1075-13	MNDOT	KANDIYOHI CO, PURCHASE 1 BUS (CLASS 500)	0.0	TR	PURCHASE BUS	STP	115,000	92,000	0	0	0	23,000
1249	8	BB	TRS-2387-13	MNDOT	WESTERN COMMUNITY ACTION, PURCHASE 1 BUS (CLASS 400)	0.0	TR	PURCHASE BUS	STP	70,000	51,200	0	0	0	18,800
1250	8	BB	TRS-2488-13	MNDOT	GRANITE FALLS HEARTLAND EX., PURCHASE 1 BUS (CLASS 400)	0.0	TR	PURCHASE BUS	STP	70,000	56,000	0	0	0	14,000
1251	8	BB	TRS-3301-13	MNDOT	TRAILBLAZER, PURCHASE 3 BUSES (CLASS 400)	0.0	TR	PURCHASE BUS	STP	210,000	168,000	0	0	0	42,000
1252	8	BB	TRS-3312-13	MNDOT	MEEKER CO, PURCHASE 1 BUS (CLASS 400)	0.0	TR	PURCHASE BUS	STP	70,000	56,000	0	0	0	14,000
1253	8	BB	TRS-3316-13	MNDOT	PIPESTONE CO, PURCHASE 2 BUSES (CLASS 400)	0.0	TR	PURCHASE BUS	STP	140,000	102,400	0	0	0	37,600
1254	8	BB	TRS-3339-13	MNDOT	RENVILLE CO, PURCHASE 1 BUS (CLASS 400)	0.0	TR	PURCHASE BUS	STP	70,000	56,000	0	0	0	14,000
1717	M	BB	TRS-7068-13	MNDOT	HEARTLAND EXPRESS-PURCHASE CLASS 400 BUS	0.0	TR	PURCHASE BUS	STP	70,000	56,000	0	0	0	14,000
1725	M	CMAQ	002-596-016	ANOKA COUNTY	AT INTERSECTION OF TH 65 AND ANOKA CSAH 14 IN BLAINE-PURCHASE OF 6.68 ACRES OF PROPERTY FOR 400 SPACE PARK & RIDE LOT	0.0	TR	RIGHT OF WAY	CMAQ	1,362,720	1,090,176	0	0	0	272,544
1726	M	CMAQ	002-596-017	ANOKA COUNTY	AT INTERSECTION OF TH 65 & ANOKA CSAH 14 IN BLAINE-PURCHASE OF SIX COACH BUSES FOR COMMUTER SERVICE BETWEEN BLAINE & MPLS ON TH65, TH10/610, TH252 & I-94	0.0	TR	PURCHASE BUS	CMAQ	3,300,000	2,640,000	0	0	0	660,000
1727	M	CMAQ	002-596-018	ANOKA COUNTY	AT INTERSECTION OF TH 65 & ANOKA CSAH 14 IN BLAINE-CONSTRUCTION OF PARK & RIDE LOT	0.0	TR	GRADE AND SURFACE	CMAQ	1,632,000	1,305,600	0	0	0	326,400

Seq #	ATP	Route System	Project Number	Agency	Description	Miles	Program	Type of Work	Proposed Funds	Total	FHWA	AC	FTA	TH	Other
1728	M	CMAQ	002-596-019	ANOKA COUNTY	AT INTERSECTION OF TH 65 & ANOKA CSAH 14 IN BLAINE-COMMUTER SERVICE BETWEEN BLAINE & MPLS ON TH65, TH10/610, TH252 & I-94	0.0	TR	OPERATE BUS	CMAQ	1,993,733	1,594,986	0	0	0	398,747
1735	M	CMAQ	010-596-006	CITY OF CARVER	AT SW QUADRANT OF INTERSECTION OF TH 212 & CARVER CSAH 11-RW ACQUISITION FOR 400 STALL PARK & RIDE	0.0	TR	RIGHT OF WAY	CMAQ	1,444,014	1,155,211	0	0	0	288,803
1736	M	CMAQ	010-596-007	CITY OF CARVER	AT SW QUADRANT OF INTERSECTION OF TH 212 & CARVER CSAH 11-CONSTRUCT 400 STALL PARK & RIDE	0.0	TR	GRADE AND SURFACE	CMAQ	3,060,000	2,448,000	0	0	0	612,000
1737	M	CMAQ	010-596-008	CITY OF CARVER	AT SW QUADRANT OF INTERSECTION OF TH 212 & CARVER CSAH 11-SERVICE BETWEEN CARVER & DOWNTOWN MPLS/U OF M & DEMONSTRATION EXPRESS BUS SERVICE FOR THREE YEARS	0.0	TR	OPERATE BUS	CMAQ	1,032,750	826,200	0	0	0	206,550
1747	M	CMAQ	090-080-013	MVTA	PURCHASE NEW BUSES FOR EXPANDED SERVICES FOR THE CITY OF ROSEMOUNT	0.0	TR	PURCHASE BUS	CMAQ	1,540,000	1,232,000	0	0	0	308,000
1748	M	CMAQ	090-080-014	MVTA	CONSTRUCT ROSEMOUNT DEPOT PASSENGER FACILITY FOR EXPANDED SERVICES FOR THE CITY OF ROSEMOUNT	0.0	TR	PURCHASE BUS	CMAQ	935,850	748,680	0	0	0	187,170
1749	M	CMAQ	090-080-015	MVTA	STARTUP FUNDING FOR EXPANDED BUS SERVICE FOR THE CITY OF ROSEMOUNT	0.0	TR	OPERATE BUS	CMAQ	525,096	420,077	0	0	0	105,019
1767	M	CMAQ	201-080-002	CITY OF SHAKOPEE & PRIOR LAKE	PURCHASE & OPERATION OF THREE COACH BUSES PROVIDING MIDDAY SERVICE TO U OF M CAMPUS & NEW SERVICE TO I-494 CORRIDOR	0.0	TR	PURCHASE BUS	CMAQ	1,005,000	804,000	0	0	0	201,000
1769	M	CMAQ	CMT-09-03	MET COUNCIL-MT	PURCHASE OF THREE LRT VEHICLES FOR HIAWATHA LRT	0.0	TR	PURCHASE BUS	CMAQ	10,500,000	7,000,000	0	0	0	3,500,000
1770	M	CMAQ	CMT-09-07	MET COUNCIL-MT	AT MAPLEWOOD MALL IN MAPLEWOOD AT THE NE QUADRANT OF SOUTHLAWN DR & BEAM AVE- PURCHASE & OPERATION OF FOUR BUSES, EXPAND EXISTING PARK & RIDE LOT BY 544 STALLS	0.0	TR	PURCHASE BUS	CMAQ	17,606,629	7,140,000	0	0	0	10,466,629
									\$52,925,958	32,877,863	\$0	\$935,200	\$0	\$19,112,895	

Seq #	ATP	Route System	Project Number	Agency	Description	Miles	Program	Type of Work	Proposed Funds	Total	FHWA	AC	FTA	TH	Other
154	1	BB	TRS-0005-14	MNDOT	ARROWHEAD TRANSIT-PURCHASE 9 BUSES - (CLASS 500)	0.0	TR	PURCHASE BUS	STP	1,125,000	900,000	0	0	0	225,000
155	1	BB	TRS-0016-14	DULUTH TRANSIT AUTHORITY	DTA-PURCHASE 10 BUSES TOTAL, 5 WILL BE HYBRID (CLASS 700)	0.0	TR	PURCHASE BUS	STP	5,616,000	3,440,000	0	0	0	2,176,000
319	2	BB	TRS-0006-14A	MNDOT	PAUL BUNYAN TRANSIT - PURCHASE 1 BUS (CLASS 500-G)	0.0	TR	PURCHASE BUS	STP	125,000	100,000	0	0	0	25,000
320	2	BB	TRS-0006-14B	MNDOT	PAUL BUNYAN TRANSIT - PURCHASE 1 BUS (CLASS 400-G)	0.0	TR	PURCHASE BUS	STP	72,000	57,600	0	0	0	14,400
321	2	BB	TRS-0058-14	MNDOT	TRI-VALLEY TRANSIT, PURCHASE 2 BUSES (CLASS 400-G)	0.0	TR	PURCHASE BUS	STP	144,000	115,200	0	0	0	28,800
322	2	BB	TRS-3084-14	MNDOT	ROSEAU CO TRANSIT, PURCHASE 1 BUS (CLASS 400-G)	0.0	TR	PURCHASE BUS	STP	72,000	57,600	0	0	0	14,400
566	3	BB	TRS-0042-14	MNDOT	CITY OF PINE RIVER, PURCHASE ONE BUS (CLASS 300)	0.0	TR	PURCHASE BUS	STP	60,000	48,000	0	0	0	12,000
567	3	BB	TRS-0055-14	MNDOT	RIVER RIDER, PURCHASE THREE BUSES (CLASS 400)	0.0	TR	PURCHASE BUS	STP	222,000	177,600	0	0	0	44,400
568	3	BB	TRS-0057-14	MNDOT	TRI-CAP, PURCHASE ONE BUS (CLASS 400)	0.0	TR	PURCHASE BUS	STP	74,000	59,200	0	0	0	14,800
569	3	BB	TRS-3449-14	MNDOT	CITY OF BRAINERD, PURCHASE ONE BUS (CLASS 400)	0.0	TR	PURCHASE BUS	STP	74,000	59,200	0	0	0	14,800
570	3	BB	TRS-7068-14	MNDOT	ISANTI CO, PURCHASE ONE BUSES (CLASS 400)	0.0	TR	PURCHASE BUS	STP	72,000	57,600	0	0	0	14,400
571	3	BB	TRS-7077-14	MNDOT	TIMBER TRAILS TRANSIT, PURCHASE ONE BUS (CLASS 400)	0.0	TR	PURCHASE BUS	STP	72,000	57,600	0	0	0	14,400
719	4	BB	TRF-0034-14E	MNDOT	CITY OF MOORHEAD, PURCHASE PARA BUS	0.0	TR	PURCHASE BUS	STP	79,500	57,600	0	6,000	0	15,900
726	4	BB	TRS-1131-14	MNDOT	PRODUCTIVE ALTERNATIVES, PURCHASE 3 BUSES (CLASS 400)	0.0	TR	PURCHASE BUS	STP	216,000	172,800	0	0	0	43,200
727	4	BB	TRS-7067-14	MNDOT	RAINBOW RIDER, PURCHASE 3 BUSES (CLASS 400)	0.0	TR	PURCHASE BUS	STP	216,000	172,800	0	0	0	43,200
728	4	BB	TRS-7318-14	MNDOT	BECKER COUNTY, PURCHASE BUS (CLASS 400)	0.0	TR	PURCHASE BUS	STP	72,000	57,600	0	0	0	14,400
940	6	BB	TRS-0001-14	MN/DOT	CVS - PURCHASE 1 BUS (CLASS 400)	0.0	TR	PURCHASE BUS	STP	74,000	59,200	0	0	0	14,800
941	6	BB	TRS-0039-14	NORTHFIELD	NORTHFIELD - PURCHASE 1 BUS (CLASS 400)	0.0	TR	PURCHASE BUS	STP	74,000	59,200	0	0	0	14,800
942	6	BB	TRS-0047-14A	ROCHESTER	ROCHESTER DAR - PURCHASE 2 BUSES (CLASS 600)	0.0	B9	PURCHASE BUS	STP FTA	430,000	172,000	0	172,000	0	86,000
943	6	BB	TRS-0047-14B	ROCHESTER	ROCHESTER RR - PURCHASE 3 BUSES (CLASS 700)	0.0	TR	PURCHASE BUS	STP FTA	1,205,439	125,000	0	839,351	0	241,088

Seq #	ATP	Route System	Project Number	Agency	Description	Miles	Program	Type of Work	Proposed Funds	Total	FHWA	AC	FTA	TH	Other
944	6	BB	TRS-0065-14	MN/DOT	CITY OF WINONA - PURCHASE 2 BUSES (CLASS 600)	0.0	TR	PURCHASE BUS	STP	430,000	344,000	0	0	0	86,000
945	6	BB	TRS-1977-14	MN/DOT	SEMCAC - PURCHASE 1 BUS (CLASS 400)	0.0	TR	PURCHASE BUS	STP	74,000	59,200	0	0	0	14,800
946	6	BB	TRS-3342-14	STEELE COUNTY	STEELE COUNTY PUBLIC TRANSIT - PURCHASE 1 BUS (CLASS 400)	0.0	TR	PURCHASE BUS	STP	74,000	59,200	0	0	0	14,800
947	6	BB	TRS-7284-14	THREE RIVERS	THREE RIVERS - PURCHASE 1 BUS (CLASS 400)	0.0	TR	PURCHASE BUS	STP	74,000	59,200	0	0	0	14,800
1289	8	BB	TRS-0032-14	MNDOT	LINCOLN CO, PURCHASE 1 BUS (CLASS 400)	0.0	TR	PURCHASE BUS	STP	74,000	59,200	0	0	0	14,800
1290	8	BB	TRS-1075-14	MNDOT	KANDIYOHI CO, PURCHASE 1 BUS (CLASS 500)	0.0	TR	PURCHASE BUS	STP	74,000	59,200	0	0	0	14,800
1291	8	BB	TRS-1738-14	MNDOT	PRAIRIE FIVE, PURCHASE 2 BUSES (CLASS 400)	0.0	TR	PURCHASE BUS	STP	74,000	59,200	0	0	0	14,800
1292	8	BB	TRS-2387-14	MNDOT	WESTERN COMMUNITY ACTION, PURCHASE 2 BUSES (CLASS 400)	0.0	TR	PURCHASE BUS	STP	148,000	118,400	0	0	0	29,600
1293	8	BB	TRS-3301-14	MNDOT	TRAILBLAZER, PURCHASE 4 BUSES (CLASS 400)	0.0	TR	PURCHASE BUS	STP	296,000	236,800	0	0	0	59,200
1294	8	BB	TRS-3312-14	MNDOT	MEEKER CO, PURCHASE 1 BUS (CLASS 400)	0.0	TR	PURCHASE BUS	STP	74,000	59,200	0	0	0	14,800
1295	8	BB	TRS-3316-14	MNDOT	PIPESTONE CO, PURCHASE 1 BUS (CLASS 400)	0.0	TR	PURCHASE BUS	STP	74,000	59,200	0	0	0	14,800
1296	8	BB	TRS-3339-14	MNDOT	RENVILLE CO, PURCHASE 1 BUS (CLASS 400)	0.0	TR	PURCHASE BUS	STP	74,000	59,200	0	0	0	14,800
1851	M	BB	TRS-7068-14	MNDOT	HEARTLAND EXPRESS-PURCHASE CLASS 400 BUS	0.0	TR	PURCHASE BUS	STP	72,000	57,600	0	0	0	14,400
1873	M	CMAQ	090-080-016	MVTA	PURCHASE SIX BUSES & FUND STARTUP OPERATIONS FOR SERVICE BETWEEN SOUTH METRO & DOWNTOWN ST. PAUL ALONG I-35E, TH 13 & OTHER ROADWAYS	0.0	TR	PURCHASE BUS	CMAQ	3,606,923	2,885,538	0	0	0	721,385
1892	M	CMAQ	CMT-09-04	MET COUNCIL-MT	CENTRAL CORRIDOR OPERATING COSTS ON UNIVERSITY AVE BETWEEN DOWNTOWN MPLS & DOWNTOWN ST. PAUL	0.0	TR	OPERATE BUS	CMAQ	13,839,259	7,000,000	0	0	0	6,839,259
1893	M	CMAQ	CMT-09-05	MET COUNCIL-MT	ON I-94 NEAR MANNING AVE IN LAKE ELMO- CONSTRUCT PARK & RIDE	0.0	TR	GRADE AND SURFACE	CMAQ	11,428,823	7,280,000	0	0	0	4,148,823
1894	M	CMAQ	CMT-09-11A	CITY OF SHAKOPEE & PRIOR LAKE	PURCHASE & OPERATION OF THREE COACH BUSES PROVIDING MIDDAY SERVICE TO U OF M CAMPUS & NEW SERVICE TO I-494 CORRIDOR	0.0	TR	PURCHASE BUS	CMAQ	1,005,000	804,000	0	0	0	201,000
										\$41,586,944	25,264,938	\$0	\$1,017,351	\$0	\$15,304,655

Indian Reservation Roads Program

INDIAN RESERVATION ROADS

The Federal Lands - Indian Reservation Roads (IRR) program is co-administered by the Federal Highway Administration and the Bureau of Indian Affairs (BIA). The Indian tribal government, in cooperation with the BIA, (and any state or local government, or metropolitan planning organization as may be appropriate), develops a transportation improvement program that includes all Indian reservation road and bridge projects proposed for funding. The projects must be selected by the Indian tribal government from the transportation improvement program (TIP) and approved by the BIA and FHWA.

The IRR TIP is forwarded by FHWA to Mn/DOT and incorporated into the State Transportation Improvement Program (STIP).



Indian Reservation Roads Programs

Federal Lands Highway

CSTIP Report

FILTER: Reporting one CSTIP.



Entity Name	F57402 - Lower Sioux	FIRST PAGE FOR CSTIP	
Program Class Code	FER	Fiscal Year	2009
CSTIP Type	TIP	Funding Amount	1306155

State	27 - Minnesota	Projects on the CSTIP with this state are listed and subtotaled in this section	
Location	F57402 - Lower Sioux	Covers that part of the reservation within the current state.	

			FY 2009 (\$)	FY 2010 (\$)	FY 2011 (\$)	FY 2012 (\$)	FY 2013 (\$)	
PCAS	F57402SB	Phase						Total
Class	R	CE	0	0	0	0	0	0
Name	Gravel Pit Trail	CONS	183,400	0	0	0	0	183,400
County	127 - Redwood	PE	0	0	0	0	0	0
Project Type	RECONS	Z	0	0	0	0	0	0
Work Type	7	Total	183,400	0	0	0	0	183,400
PCAS	F57402SC	Phase						Total
Class	O	CE	0	0	0	0	0	0
Name	Lighting, Landscaping, Safety Project	CONS	721,255	0	0	0	0	721,255
County	127 - Redwood	PE	75,000	0	0	0	0	75,000
Project Type	SAFETY	Z	0	0	0	0	0	0
Work Type	P6	Total	796,255	0	0	0	0	796,255
PCAS	F57402SD	Phase						Total
Class	O	CE	0	0	0	0	0	0
Name	IRR Road Maintenance	CONS	0	0	0	0	0	0
County	127 - Redwood	PE	0	0	0	0	0	0
Project Type	SEALING	Z	326,500	0	0	0	0	326,500
Work Type	S4	Total	326,500	0	0	0	0	326,500
Location Subtotal			1,306,155	0	0	0	0	1,306,155
State Subtotal			1,306,155	0	0	0	0	1,306,155
CSTIP Subtotal			1,306,155	0	0	0	0	1,306,155
Report Total			1,306,155	0	0	0	0	1,306,155



Indian Reservation Roads Programs

Federal Lands Highway

CSTIP Report

FILTER: Reporting one CSTIP.



Entity Name	F52409 - Red Lake			FIRST PAGE FOR CSTIP
Program Class Code	FER	Fiscal Year	2009	
CSTIP Type	TIP	Funding Amount	2713283	

State	27 - Minnesota	Projects on the CSTIP with this state are listed and subtotaled in this section
Location	F52409 - Red Lake	Covers that part of the reservation within the current state.

			FY 2009 (\$)	FY 2010 (\$)	FY 2011 (\$)	FY 2012 (\$)	FY 2013 (\$)	
PCAS	F52409SK	Phase						Total
Class	R	CE	0	20,000	0	0	0	20,000
Name	OLD HIGHWAY ONE	CONS	0	200,000	0	0	0	200,000
County	007 - Beltrami	PE	0	0	0	0	0	0
Project Type	REHAB	Z	0	10,000	0	0	0	10,000
Work Type	7	Total	0	230,000	0	0	0	230,000
Location Subtotal			0	230,000	0	0	0	230,000
State Subtotal			0	230,000	0	0	0	230,000

State	----	Projects on the CSTIP with this state are listed and subtotaled in this section
Location	F52409 - Red Lake	Covers that part of the reservation within the current state.

PCAS	F52409SA	Phase	FY 2009 (\$)	FY 2010 (\$)	FY 2011 (\$)	FY 2012 (\$)	FY 2013 (\$)	Total
Class	R	CE	0	105,000	0	0	0	105,000
Name	Thunder Lake Road Extension	CONS	0	1,400,000	0	0	0	1,400,000
County	----	PE	0	0	0	0	0	0
Project Type	NEWCON	Z	0	0	0	0	0	0
Work Type	7	Total	0	1,505,000	0	0	0	1,505,000
PCAS	F52409SB	Phase	FY 2009 (\$)	FY 2010 (\$)	FY 2011 (\$)	FY 2012 (\$)	FY 2013 (\$)	Total
Class	R	CE	0	20,700	0	0	0	20,700
Name	McBride's South	CONS	0	276,000	0	0	0	276,000
County	----	PE	0	0	0	0	0	0
Project Type	OVLAY	Z	0	2,500	0	0	0	2,500
Work Type	7	Total	0	299,200	0	0	0	299,200
PCAS	F52409SC	Phase	FY 2009 (\$)	FY 2010 (\$)	FY 2011 (\$)	FY 2012 (\$)	FY 2013 (\$)	Total
Class	R	CE	0	11,250	0	0	0	11,250
Name	West End Loop	CONS	0	150,000	0	0	0	150,000
County	----	PE	0	0	0	0	0	0
Project Type	OVLAY	Z	0	3,500	0	0	0	3,500
Work Type	7	Total	0	164,750	0	0	0	164,750
PCAS	F52409SD	Phase	FY 2009 (\$)	FY 2010 (\$)	FY 2011 (\$)	FY 2012 (\$)	FY 2013 (\$)	Total
Class	R	CE	0	28,125	0	0	0	28,125
Name	Little Rock Housing (Red Lake Homes	CONS	0	375,000	0	0	0	375,000
County	----	PE	0	0	0	0	0	0
Project Type	NEWCON	Z	0	2,500	0	0	0	2,500
Work Type	7	Total	0	405,625	0	0	0	405,625



Indian Reservation Roads Programs

Federal Lands Highway

CSTIP Report

FILTER: Reporting one CSTIP.



Entity Name F52409 - Red Lake
 Program Class Code FER Fiscal Year 2009
 CSTIP Type TIP Funding Amount 2713283

State - --- Projects on the CSTIP with this state are listed and subtotaled in this section
 Location F52409 - Red Lake Covers that part of the reservation within the current state.

PCAS	F52409SE	Phase	FY 2009 (\$)	FY 2010 (\$)	FY 2011 (\$)	FY 2012 (\$)	FY 2013 (\$)	Total
Class	R	CE	202,500	0	0	0	0	202,500
Name	River Road	CONS	915,875	1,700,000	0	0	0	2,615,875
County	----	PE	0	0	0	0	0	0
Project Type	REHAB	Z	11,000	0	0	0	0	11,000
Work Type	7	Total	1,129,375	1,700,000	0	0	0	2,829,375
PCAS	F52409SF	Phase	FY 2009 (\$)	FY 2010 (\$)	FY 2011 (\$)	FY 2012 (\$)	FY 2013 (\$)	Total
Class	R	CE	0	10,500	0	0	0	10,500
Name	Ponemah Marif overlay	CONS	0	140,000	0	0	0	140,000
County	----	PE	0	0	0	0	0	0
Project Type	OVLAY	Z	0	5,000	0	0	0	5,000
Work Type	7	Total	0	155,500	0	0	0	155,500
PCAS	F52409SG	Phase	FY 2009 (\$)	FY 2010 (\$)	FY 2011 (\$)	FY 2012 (\$)	FY 2013 (\$)	Total
Class	R	CE	0	13,125	0	0	0	13,125
Name	Highlands addition along Thunderlake	CONS	0	175,000	0	0	0	175,000
County	----	PE	0	0	0	0	0	0
Project Type	OVLAY	Z	0	2,500	0	0	0	2,500
Work Type	7	Total	0	190,625	0	0	0	190,625
PCAS	F52409SH	Phase	FY 2009 (\$)	FY 2010 (\$)	FY 2011 (\$)	FY 2012 (\$)	FY 2013 (\$)	Total
Class	R	CE	0	115,500	0	0	0	115,500
Name	North Shore Road Ponemah	CONS	0	1,540,000	0	0	0	1,540,000
County	----	PE	0	0	0	0	0	0
Project Type	REHAB	Z	0	6,000	0	0	0	6,000
Work Type	7	Total	0	1,661,500	0	0	0	1,661,500
PCAS	F52409SI	Phase	FY 2009 (\$)	FY 2010 (\$)	FY 2011 (\$)	FY 2012 (\$)	FY 2013 (\$)	Total
Class	R	CE	5,625	0	0	0	0	5,625
Name	Jerome Cutoff (Jenson's Road) overla	CONS	75,000	0	0	0	0	75,000
County	----	PE	0	0	0	0	0	0
Project Type	OVLAY	Z	3,500	0	0	0	0	3,500
Work Type	7	Total	84,125	0	0	0	0	84,125
PCAS	F52409SJ	Phase	FY 2009 (\$)	FY 2010 (\$)	FY 2011 (\$)	FY 2012 (\$)	FY 2013 (\$)	Total
Class	R	CE	240,000	0	0	0	0	240,000
Name	Ponemah Road Reclaim & Overlay frc	CONS	1,254,783	1,945,217	0	0	0	3,200,000
County	----	PE	0	0	0	0	0	0
Project Type	REHAB	Z	5,000	0	0	0	0	5,000
Work Type	7	Total	1,499,783	1,945,217	0	0	0	3,445,000
Location Subtotal			2,713,283	8,027,417	0	0	0	10,740,700
State Subtotal			2,713,283	8,027,417	0	0	0	10,740,700



Indian Reservation Roads Programs

Federal Lands Highway

CSTIP Report

FILTER: Reporting one CSTIP.



Entity Name	F52409 - Red Lake							
Program Class Code	FER	Fiscal Year	2009					
CSTIP Type	TIP	Funding Amount	2713283					
CSTIP Subtotal			2,713,283	8,257,417	0	0	0	10,970,700
Report Total			2,713,283	8,257,417	0	0	0	10,970,700



Indian Reservation Roads Programs

Federal Lands Highway

CSTIP Report

FILTER: Reporting one CSTIP.



Entity Name	F53404 - BOIS FORTE			FIRST PAGE FOR CSTIP
Program Class Code	FER	Fiscal Year	2009	
CSTIP Type	TIP	Funding Amount	1272818	

State 27 - Minnesota **Projects on the CSTIP with this state are listed and subtotaled in this section**
Location F53404 - Bois Forte **Covers that part of the reservation within the current state.**

			FY 2009 (\$)	FY 2010 (\$)	FY 2011 (\$)	FY 2012 (\$)	FY 2013 (\$)	
PCAS	F53404SA	Phase						Total
Class	R	CE	12,000	10,000	0	0	0	22,000
Name	TIBBIT'S TRAIL	CONS	180,000	100,000	0	0	0	280,000
County	137 - St. Louis	PE	8,000	0	0	0	0	8,000
Project Type	REHAB	Z	0	0	0	0	0	0
Work Type	7	Total	200,000	110,000	0	0	0	310,000
PCAS	F53404SB	Phase						Total
Class	R	CE	10,000	10,000	0	0	0	20,000
Name	DUFFY POINT ROAD	CONS	160,000	100,000	0	0	0	260,000
County	137 - St. Louis	PE	10,000	0	0	0	0	10,000
Project Type	REHAB	Z	0	0	0	0	0	0
Work Type	7	Total	180,000	110,000	0	0	0	290,000
PCAS	F53404SC	Phase						Total
Class	R	CE	40,000	10,000	0	0	0	50,000
Name	VILLAGE STREETS	CONS	524,618	200,000	0	0	0	724,618
County	137 - St. Louis	PE	10,000	0	0	0	0	10,000
Project Type	REHAB	Z	0	0	0	0	0	0
Work Type	7	Total	574,618	210,000	0	0	0	784,618
Location Subtotal			954,618	430,000	0	0	0	1,384,618
State Subtotal			954,618	430,000	0	0	0	1,384,618

State - ---- **Projects on the CSTIP with this state are listed and subtotaled in this section**
Location F53404 - Bois Forte **Covers that part of the reservation within the current state.**

			FY 2009 (\$)	FY 2010 (\$)	FY 2011 (\$)	FY 2012 (\$)	FY 2013 (\$)	
PCAS	F53404SD	Phase						Total
Class	O	CE	0	0	0	0	0	0
Name	ROAD MAINTENANCE	CONS	0	0	0	0	0	0
County	- ----	PE	0	0	0	0	0	0
Project Type	PLANING	Z	318,200	100,000	0	0	0	418,200
Work Type	P1	Total	318,200	100,000	0	0	0	418,200
Location Subtotal			318,200	100,000	0	0	0	418,200
State Subtotal			318,200	100,000	0	0	0	418,200
CSTIP Subtotal			1,272,818	530,000	0	0	0	1,802,818

Report Total 1,272,818 530,000 0 0 0 1,802,818



Indian Reservation Roads Programs

Federal Lands Highway

CSTIP Report

FILTER: Reporting one CSTIP.



Entity Name	F53405 - Fond Du Lac	FIRST PAGE FOR CSTIP		
Program Class Code	FER	Fiscal Year	2009	
CSTIP Type	TIP	Funding Amount	1261448	

State	27 - Minnesota	Projects on the CSTIP with this state are listed and subtotaled in this section		
Location	F53405 - Fond Du Lac	Covers that part of the reservation within the current state.		

			FY 2009 (\$)	FY 2010 (\$)	FY 2011 (\$)	FY 2012 (\$)	FY 2013 (\$)	
PCAS	F53405SC	Phase						Total
Class	R	CE	40,000	50,000	0	0	0	90,000
Name	Moorhead Road	CONS	450,000	2,500,000	0	0	0	2,950,000
County	017 - Carlton	PE	0	0	0	0	0	0
Project Type	REHAB	Z	10,000	10,000	0	0	0	20,000
Work Type	7	Total	500,000	2,560,000	0	0	0	3,060,000
Location Subtotal			500,000	2,560,000	0	0	0	3,060,000
State Subtotal			500,000	2,560,000	0	0	0	3,060,000

State	----	Projects on the CSTIP with this state are listed and subtotaled in this section		
Location	F53405 - Fond Du Lac	Covers that part of the reservation within the current state.		

			FY 2009 (\$)	FY 2010 (\$)	FY 2011 (\$)	FY 2012 (\$)	FY 2013 (\$)	
PCAS	F53405SA	Phase						Total
Class	R	CE	90,000	100,000	0	0	0	190,000
Name	Cartwright Road	CONS	600,000	1,500,000	0	0	0	2,100,000
County	----	PE	0	0	0	0	0	0
Project Type	REHAB	Z	10,000	10,000	0	0	0	20,000
Work Type	7	Total	700,000	1,610,000	0	0	0	2,310,000
PCAS	F53405SB	Phase						Total
Class	O	CE	0	0	0	0	0	0
Name	ROAD MAINTENANCE	CONS	0	0	0	0	0	0
County	----	PE	0	0	0	0	0	0
Project Type	PLANING	Z	61,448	100,000	0	0	0	161,448
Work Type	P1	Total	61,448	100,000	0	0	0	161,448
Location Subtotal			761,448	1,710,000	0	0	0	2,471,448
State Subtotal			761,448	1,710,000	0	0	0	2,471,448
CSTIP Subtotal			1,261,448	4,270,000	0	0	0	5,531,448

Report Total			1,261,448	4,270,000	0	0	0	5,531,448
---------------------	--	--	-----------	-----------	---	---	---	-----------



Indian Reservation Roads Programs

Federal Lands Highway

CSTIP Report

FILTER: Reporting one CSTIP.



Entity Name	F53406 - Grand Portage			FIRST PAGE FOR CSTIP
Program Class Code	FER	Fiscal Year	2009	
CSTIP Type	TIP	Funding Amount	617887	

State 27 - Minnesota **Projects on the CSTIP with this state are listed and subtotaled in this section**
Location F53406 - Grand Portage **Covers that part of the reservation within the current state.**

			FY 2009 (\$)	FY 2010 (\$)	FY 2011 (\$)	FY 2012 (\$)	FY 2013 (\$)	
PCAS	F53406SA	Phase						Total
Class	R	CE	30,000	40,000	0	0	0	70,000
Name	VILLAGE ROADS	CONS	312,887	460,000	0	0	0	772,887
County	031 - Cook	PE	10,000	0	0	0	0	10,000
Project Type	REHAB	Z	0	0	0	0	0	0
Work Type	7	Total	352,887	500,000	0	0	0	852,887
PCAS	F53406SB	Phase						Total
Class	O	CE	0	0	0	0	0	0
Name	ROAD MAINTENANCE	CONS	0	0	0	0	0	0
County	031 - Cook	PE	0	0	0	0	0	0
Project Type	PLANING	Z	150,000	100,000	0	0	0	250,000
Work Type	P1	Total	150,000	100,000	0	0	0	250,000
PCAS	F53406SC	Phase						Total
Class	R	CE	10,000	10,000	0	0	0	20,000
Name	STEVENS AND STORE ROADS	CONS	100,000	90,000	0	0	0	190,000
County	031 - Cook	PE	5,000	0	0	0	0	5,000
Project Type	REHAB	Z	0	0	0	0	0	0
Work Type	7	Total	115,000	100,000	0	0	0	215,000
Location Subtotal			617,887	700,000	0	0	0	1,317,887
State Subtotal			617,887	700,000	0	0	0	1,317,887
CSTIP Subtotal			617,887	700,000	0	0	0	1,317,887
Report Total			617,887	700,000	0	0	0	1,317,887



Indian Reservation Roads Programs

Federal Lands Highway

CSTIP Report

FILTER: Reporting one CSTIP.



Entity Name	F53407 - Leech Lake			FIRST PAGE FOR CSTIP
Program Class Code	FER	Fiscal Year	2009	
CSTIP Type	TIP	Funding Amount	6056189	

State 27 - Minnesota **Projects on the CSTIP with this state are listed and subtotaled in this section**
Location F53407 - Leech Lake **Covers that part of the reservation within the current state.**

			FY 2009 (\$)	FY 2010 (\$)	FY 2011 (\$)	FY 2012 (\$)	FY 2013 (\$)	
PCAS	F53407SA	Phase						Total
Class	R	CE	90,000	10,000	0	0	0	100,000
Name	OAK POINT ROAD	CONS	3,100,000	100,000	0	0	0	3,200,000
County	021 - Cass	PE	3,000	0	0	0	0	3,000
Project Type	REHAB	Z	7,000	0	0	0	0	7,000
Work Type	7	Total	3,200,000	110,000	0	0	0	3,310,000
PCAS	F53407SB	Phase						Total
Class	R	CE	30,000	1,000	0	0	0	31,000
Name	PRESCOTT ROADS	CONS	350,000	10,000	0	0	0	360,000
County	021 - Cass	PE	4,000	0	0	0	0	4,000
Project Type	REHAB	Z	4,000	0	0	0	0	4,000
Work Type	7	Total	388,000	11,000	0	0	0	399,000
PCAS	F53407SC	Phase						Total
Class	R	CE	20,000	1,000	0	0	0	21,000
Name	INGER STREETS	CONS	220,000	10,000	0	0	0	230,000
County	061 - Itasca	PE	7,000	0	0	0	0	7,000
Project Type	REHAB	Z	0	0	0	0	0	0
Work Type	7	Total	247,000	11,000	0	0	0	258,000
PCAS	F53407SD	Phase						Total
Class	R	CE	10,000	1,000	0	0	0	11,000
Name	OLD BALL CLUB STREETS	CONS	130,000	10,000	0	0	0	140,000
County	061 - Itasca	PE	7,000	0	0	0	0	7,000
Project Type	REHAB	Z	0	0	0	0	0	0
Work Type	7	Total	147,000	11,000	0	0	0	158,000
PCAS	F53407SG	Phase						Total
Class	R	CE	20,000	1,000	0	0	0	21,000
Name	TRACT 33 HOUSING STREETS	CONS	220,000	10,000	0	0	0	230,000
County	007 - Beltrami	PE	7,000	0	0	0	0	7,000
Project Type	REHAB	Z	0	0	0	0	0	0
Work Type	7	Total	247,000	11,000	0	0	0	258,000
PCAS	F53407SH	Phase						Total
Class	R	CE	20,000	1,000	0	0	0	21,000
Name	BIRDS NEST DRIVE	CONS	200,000	10,000	0	0	0	210,000
County	021 - Cass	PE	35,000	0	0	0	0	35,000
Project Type	REHAB	Z	0	0	0	0	0	0
Work Type	7	Total	255,000	11,000	0	0	0	266,000



Indian Reservation Roads Programs

Federal Lands Highway

CSTIP Report

FILTER: Reporting one CSTIP.



Entity Name F53407 - Leech Lake
Program Class Code FER **Fiscal Year** 2009
CSTIP Type TIP **Funding Amount** 6056189

State 27 - Minnesota
Location F53407 - Leech Lake

Projects on the CSTIP with this state are listed and subtotaled in this section
Covers that part of the reservation within the current state.

		Phase	FY 2009 (\$)	FY 2010 (\$)	FY 2011 (\$)	FY 2012 (\$)	FY 2013 (\$)	Total
PCAS	F53407SI							
Class	R	CE	10,000	1,000	0	0	0	11,000
Name	OLD AGENCY HOUSING	CONS	115,000	10,000	0	0	0	125,000
County	021 - Cass	PE	35,000	0	0	0	0	35,000
Project Type	REHAB	Z	0	0	0	0	0	0
Work Type	7	Total	160,000	11,000	0	0	0	171,000
PCAS	F53407SJ							
Class	R	CE	50,000	2,000	0	0	0	52,000
Name	CATHOLIC CEMETARY ROAD	CONS	540,000	20,000	0	0	0	560,000
County	021 - Cass	PE	35,000	0	0	0	0	35,000
Project Type	REHAB	Z	0	0	0	0	0	0
Work Type	7	Total	625,000	22,000	0	0	0	647,000
PCAS	F53407SK							
Class	R	CE	20,000	1,000	0	0	0	21,000
Name	ONIGUM STREETS	CONS	225,000	10,000	0	0	0	235,000
County	021 - Cass	PE	27,000	0	0	0	0	27,000
Project Type	REHAB	Z	0	0	0	0	0	0
Work Type	7	Total	272,000	11,000	0	0	0	283,000
PCAS	F53407SL							
Class	R	CE	1,000	50,000	0	0	0	51,000
Name	MISSION ROAD COOP (CSAH 33)	CONS	1,000	900,000	0	0	0	901,000
County	007 - Beltrami	PE	1,000	50,000	0	0	0	51,000
Project Type	REHAB	Z	0	0	0	0	0	0
Work Type	7	Total	3,000	1,000,000	0	0	0	1,003,000
PCAS	F53407SN							
Class	R	CE	10,000	50,000	0	0	0	60,000
Name	BOY RIVER ROAD	CONS	10,000	500,000	0	0	0	510,000
County	021 - Cass	PE	23,000	0	0	0	0	23,000
Project Type	REHAB	Z	0	0	0	0	0	0
Work Type	7	Total	43,000	550,000	0	0	0	593,000
PCAS	F53407SN							
Class	R	CE	20,000	1,000	0	0	0	21,000
Name	OTENEAGEN HOUSING ROAD	CONS	220,000	10,000	0	0	0	230,000
County	061 - Itasca	PE	13,000	0	0	0	0	13,000
Project Type	REHAB	Z	0	0	0	0	0	0
Work Type	7	Total	253,000	11,000	0	0	0	264,000



Indian Reservation Roads Programs

Federal Lands Highway

CSTIP Report

FILTER: Reporting one CSTIP.



Entity Name F53407 - Leech Lake
 Program Class Code FER Fiscal Year 2009
 CSTIP Type TIP Funding Amount 6056189

State 27 - Minnesota
 Location F53407 - Leech Lake

Projects on the CSTIP with this state are listed and subtotaled in this section
 Covers that part of the reservation within the current state.

PCAS	F53407SO	Phase	FY 2009 (\$)	FY 2010 (\$)	FY 2011 (\$)	FY 2012 (\$)	FY 2013 (\$)	Total
Class	R	CE	5,189	20,000	0	0	0	25,189
Name	BOY RIVER HOUSING	CONS	50,000	210,000	0	0	0	260,000
County	021 - Cass	PE	6,000	0	0	0	0	6,000
Project Type	REHAB	Z	0	0	0	0	0	0
Work Type	7	Total	61,189	230,000	0	0	0	291,189
PCAS	F53407SP	Phase	FY 2009 (\$)	FY 2010 (\$)	FY 2011 (\$)	FY 2012 (\$)	FY 2013 (\$)	Total
Class	R	CE	5,000	5,000	0	0	0	10,000
Name	WILKINSON TOWNSHIP ROAD	CONS	50,000	50,000	0	0	0	100,000
County	021 - Cass	PE	0	0	0	0	0	0
Project Type	REHAB	Z	0	0	0	0	0	0
Work Type	7	Total	55,000	55,000	0	0	0	110,000
PCAS	F53407SQ	Phase	FY 2009 (\$)	FY 2010 (\$)	FY 2011 (\$)	FY 2012 (\$)	FY 2013 (\$)	Total
Class	O	CE	0	0	0	0	0	0
Name	ROAD MAINTENANCE	CONS	0	0	0	0	0	0
County	021 - Cass	PE	0	0	0	0	0	0
Project Type	SAFETY	Z	100,000	100,000	0	0	0	200,000
Work Type	P1	Total	100,000	100,000	0	0	0	200,000
PCAS	F53407SR	Phase	FY 2009 (\$)	FY 2010 (\$)	FY 2011 (\$)	FY 2012 (\$)	FY 2013 (\$)	Total
Class	R	CE	0	75,000	0	0	0	75,000
Name	CSAH 8	CONS	0	1,900,000	0	0	0	1,900,000
County	021 - Cass	PE	0	0	0	0	0	0
Project Type	REHAB	Z	0	25,000	0	0	0	25,000
Work Type	7R	Total	0	2,000,000	0	0	0	2,000,000
Location Subtotal			6,056,189	4,155,000	0	0	0	10,211,189
State Subtotal			6,056,189	4,155,000	0	0	0	10,211,189
CSTIP Subtotal			6,056,189	4,155,000	0	0	0	10,211,189
Report Total			6,056,189	4,155,000	0	0	0	10,211,189



Indian Reservation Roads Programs

Federal Lands Highway

CSTIP Report

FILTER: Reporting one CSTIP.



Entity Name	F53408 - White Earth			FIRST PAGE FOR CSTIP
Program Class Code	FER	Fiscal Year	2009	
CSTIP Type	TIP	Funding Amount	2080447	

State 27 - Minnesota **Projects on the CSTIP with this state are listed and subtotaled in this section**
Location F53408 - White Earth **Covers that part of the reservation within the current state.**

			FY 2009 (\$)	FY 2010 (\$)	FY 2011 (\$)	FY 2012 (\$)	FY 2013 (\$)	
PCAS	F53408SC	Phase						Total
Class	R	CE	82,000	0	0	0	0	82,000
Name	MISSION ROAD	CONS	833,000	0	0	0	0	833,000
County	087 - Mahnomon	PE	0	0	0	0	0	0
Project Type	REHAB	Z	10,000	0	0	0	0	10,000
Work Type	7	Total	925,000	0	0	0	0	925,000
PCAS	F53408SD	Phase						Total
Class	R	CE	60,000	0	0	0	0	60,000
Name	Rediscovery Center Road	CONS	600,000	0	0	0	0	600,000
County	005 - Becker	PE	0	0	0	0	0	0
Project Type	RECONS	Z	15,000	0	0	0	0	15,000
Work Type	7	Total	675,000	0	0	0	0	675,000
PCAS	F53408SE	Phase						Total
Class	O	CE	0	0	0	0	0	0
Name	White Earth ARRA Road Maintenance	CONS	0	0	0	0	0	0
County	005 - Becker	PE	0	0	0	0	0	0
Project Type	SAFETY	Z	480,447	0	0	0	0	480,447
Work Type	3	Total	480,447	0	0	0	0	480,447
Location Subtotal			2,080,447	0	0	0	0	2,080,447
State Subtotal			2,080,447	0	0	0	0	2,080,447
CSTIP Subtotal			2,080,447	0	0	0	0	2,080,447
Report Total			2,080,447	0	0	0	0	2,080,447



Indian Reservation Roads Programs

Federal Lands Highway

CSTIP Report

FILTER: Reporting one CSTIP.



Entity Name	F53410 - Mille Lacs	FIRST PAGE FOR CSTIP		
Program Class Code	FER	Fiscal Year	2009	
CSTIP Type	TIP	Funding Amount	719880	

State	27 - Minnesota	Projects on the CSTIP within this state are listed and subtotaled in this section		
Location	F53410 - Mille Lacs	Covers that part of the reservation within the current state.		

			FY 2009 (\$)	FY 2010 (\$)	FY 2011 (\$)	FY 2012 (\$)	FY 2013 (\$)	
PCAS	F53410SA	Phase						Total
Class	R	CE	5,000	100,000	0	0	0	105,000
Name	WISE OWL	CONS	50,000	1,000,000	0	0	0	1,050,000
County	095 - Mille Lacs	PE	30,000	0	0	0	0	30,000
Project Type	REHAB	Z	0	0	0	0	0	0
Work Type	7	Total	85,000	1,100,000	0	0	0	1,185,000
PCAS	F53410SB	Phase						Total
Class	R	CE	40,000	10,000	0	0	0	50,000
Name	BUG HILL ROADS	CONS	385,000	100,000	0	0	0	485,000
County	095 - Mille Lacs	PE	30,000	0	0	0	0	30,000
Project Type	REHAB	Z	0	0	0	0	0	0
Work Type	7	Total	455,000	110,000	0	0	0	565,000
Location Subtotal			540,000	1,210,000	0	0	0	1,750,000
State Subtotal			540,000	1,210,000	0	0	0	1,750,000

State	- - -	Projects on the CSTIP within this state are listed and subtotaled in this section		
Location	F53410 - Mille Lacs	Covers that part of the reservation within the current state.		

			FY 2009 (\$)	FY 2010 (\$)	FY 2011 (\$)	FY 2012 (\$)	FY 2013 (\$)	
PCAS	F53410SC	Phase						Total
Class	O	CE	0	0	0	0	0	0
Name	ROAD MAINTENANCE	CONS	0	0	0	0	0	0
County	- - - -	PE	0	0	0	0	0	0
Project Type	PLANING	Z	179,880	150,000	0	0	0	329,880
Work Type	P1	Total	179,880	150,000	0	0	0	329,880
Location Subtotal			179,880	150,000	0	0	0	329,880
State Subtotal			179,880	150,000	0	0	0	329,880
CSTIP Subtotal			719,880	1,360,000	0	0	0	2,079,880

Report Total			719,880	1,360,000	0	0	0	2,079,880
---------------------	--	--	---------	-----------	---	---	---	-----------



Indian Reservation Roads Programs

Federal Lands Highway

CSTIP Report

FILTER: Reporting one CSTIP.



Entity Name	F57401 - Upper Sioux			FIRST PAGE FOR CSTIP
Program Class Code	FER	Fiscal Year	2009	
CSTIP Type	TIP	Funding Amount	1365904	

State 27 - Minnesota **Projects on the CSTIP with this state are listed and subtotaled in this section**
Location F57401 - Upper Sioux **Covers that part of the reservation within the current state.**

			FY 2009 (\$)	FY 2010 (\$)	FY 2011 (\$)	FY 2012 (\$)	FY 2013 (\$)	
PCAS	F57401SC	Phase						Total
Class	R	CE	0	0	0	0	0	0
Name	New Water Source Road	CONS	0	0	0	0	0	0
County	173 - Yellow Medicine	PE	56,000	0	0	0	0	56,000
Project Type	NEWCON	Z	0	0	0	0	0	0
Work Type	7	Total	56,000	0	0	0	0	56,000
PCAS	F57401SE	Phase						Total
Class	R	CE	0	0	0	0	0	0
Name	Yellow Medicine County B1	CONS	625,000	0	0	0	0	625,000
County	173 - Yellow Medicine	PE	0	0	0	0	0	0
Project Type	REHAB	Z	0	0	0	0	0	0
Work Type	7	Total	625,000	0	0	0	0	625,000
PCAS	F57401SF	Phase						Total
Class	R	CE	0	0	0	0	0	0
Name	MN State Hwy 67	CONS	158,524	0	0	0	0	158,524
County	173 - Yellow Medicine	PE	0	0	0	0	0	0
Project Type	REHAB	Z	0	0	0	0	0	0
Work Type	7	Total	158,524	0	0	0	0	158,524
PCAS	F57401SG	Phase						Total
Class	O	CE	0	0	0	0	0	0
Name	P102 (Tribal Office Firefly parking lot)	CONS	128,835	0	0	0	0	128,835
County	173 - Yellow Medicine	PE	0	0	0	0	0	0
Project Type	REHAB	Z	0	0	0	0	0	0
Work Type	7	Total	128,835	0	0	0	0	128,835
PCAS	F57401SH	Phase						Total
Class	R	CE	0	0	0	0	0	0
Name	Hazelwood Road	CONS	0	0	0	0	0	0
County	173 - Yellow Medicine	PE	56,069	0	0	0	0	56,069
Project Type	NEWCON	Z	0	0	0	0	0	0
Work Type	7	Total	56,069	0	0	0	0	56,069
PCAS	F57401SI	Phase						Total
Class	O	CE	0	0	0	0	0	0
Name	Road Maintenance	CONS	0	0	0	0	0	0
County	173 - Yellow Medicine	PE	0	0	0	0	0	0
Project Type	SAFETY	Z	341,476	0	0	0	0	341,476
Work Type	P1	Total	341,476	0	0	0	0	341,476
Location Subtotal			1,365,904	0	0	0	0	1,365,904
State Subtotal			1,365,904	0	0	0	0	1,365,904



Indian Reservation Roads Programs

Federal Lands Highway

CSTIP Report

FILTER: Reporting one CSTIP.



Entity Name	F57401 - Upper Sioux							
Program Class Code	FER	Fiscal Year	2009					
CSTIP Type	TIP	Funding Amount	1365904					
CSTIP Subtotal			1,365,904	0	0	0	0	1,365,904
Report Total			1,365,904	0	0	0	0	1,365,904



Indian Reservation Roads Programs

Federal Lands Highway

CSTIP Report

FILTER: Reporting one CSTIP.



Entity Name	F57402 - Lower Sioux	FIRST PAGE FOR CSTIP	
Program Class Code	FER	Fiscal Year	2009
CSTIP Type	TIP	Funding Amount	1306155

State 27 - Minnesota **Projects on the CSTIP with this state are listed and subtotaled in this section**
Location F57402 - Lower Sioux **Covers that part of the reservation within the current state.**

			FY 2009 (\$)	FY 2010 (\$)	FY 2011 (\$)	FY 2012 (\$)	FY 2013 (\$)	
PCAS	F57402SA	Phase						Total
Class	R	CE	0	0	0	0	0	0
Name	CSAH 2	CONS	850,000	100,000	0	0	0	950,000
County	127 - Redwood	PE	0	10,000	0	0	0	10,000
Project Type	RECONS	Z	0	0	0	0	0	0
Work Type	7	Total	850,000	110,000	0	0	0	960,000
PCAS	F57402SB	Phase						Total
Class	R	CE	0	0	0	0	0	0
Name	Gravel Pit Trail	CONS	456,155	100,000	0	0	0	556,155
County	127 - Redwood	PE	0	10,000	0	0	0	10,000
Project Type	RECONS	Z	0	0	0	0	0	0
Work Type	7	Total	456,155	110,000	0	0	0	566,155
Location Subtotal			1,306,155	220,000	0	0	0	1,526,155
State Subtotal			1,306,155	220,000	0	0	0	1,526,155
CSTIP Subtotal			1,306,155	220,000	0	0	0	1,526,155
Report Total			1,306,155	220,000	0	0	0	1,526,155



Indian Reservation Roads Programs

Federal Lands Highway

CSTIP Report

FILTER: Reporting one CSTIP.



Entity Name	F57411 - Shakopee (Prior Lake)	FIRST PAGE FOR CSTIP	
Program Class Code	FER	Fiscal Year	2009
CSTIP Type	TIP	Funding Amount	1104742

State	27 - Minnesota	Projects on the CSTIP with this state are listed and subtotaled in this section	
Location	F57411 - Shakopee (Prior Lake)	Covers that part of the reservation within the current state.	

			FY 2009 (\$)	FY 2010 (\$)	FY 2011 (\$)	FY 2012 (\$)	FY 2013 (\$)	
PCAS	F57411SA	Phase						Total
Class	R	CE	0	0	0	0	0	0
Name	CR 83	CONS	1,104,742	500,000	0	0	0	1,604,742
County	139 - Scott	PE	0	0	0	0	0	0
Project Type	REHAB	Z	0	0	0	0	0	0
Work Type	7	Total	1,104,742	500,000	0	0	0	1,604,742
Location Subtotal			1,104,742	500,000	0	0	0	1,604,742
State Subtotal			1,104,742	500,000	0	0	0	1,604,742
CSTIP Subtotal			1,104,742	500,000	0	0	0	1,604,742
Report Total			1,104,742	500,000	0	0	0	1,604,742

EFLHD TIP 2010-2013- MINNESOTA UPDATE

09/15/2010

STATE	AWARD FY	PROJECT	APPLICANT	DESCRIPTION	COUNTY	FUND SOURCE	TOTAL PROGRAM AMOUNT
MN	2010	MN FH 83-1(1)	State of Minnesota	Chippewa NF - Sucker Bay Road was previously \$750,000. An additional \$491,196 ARRA funds was added in 2010	CASS	Public Lands Highway-Forest Highway	\$1,241,196
MN	2015	Minnesota Valley NWR	U.S. Fish and Wildlife Service, Minnesota Valley National Wildlife Refuge	PE/CN Headquarters Parking Lot Rehab	HENNEPIN	Refuge Roads	\$635,000
MN	2013	Minnesota Valley NWR	U.S. Fish and Wildlife Service, Minnesota Valley National Wildlife Refuge	Rehabilitate Old Cedar Avenue Parking Lot	HENNEPIN	Refuge Roads	\$730,000
MN	2011	Tamarac	U.S. Fish and Wildlife Service, Tamarac National Wildlife Refuge	Rehabilitate CR 126 Bridge parking lot	BECKER	Refuge Roads	\$215,000
MN	2011	MN PFH 7-1(3)	State of Minnesota	Superior National Forest: Reconstruction of State Highway 1 from Lake FDR 424 to FDR 553.	LAKE/ ST. LOUIS	Public Lands Highway-Forest Highway	\$6,900,000
MN	2012	MN PFH 3-1(3)	State of Minnesota	CSAH 39 Pennington Rd - next section	CASS/ BELTRAMI	Public Lands Highway-Forest Highway	\$4,200,000
MN	2013	MN FH 37	State of Minnesota	Echo Trail	ST. LOUIS	Public Lands Highway-Forest Highway	\$2,400,000

Recreational Trails Program

RECREATIONAL TRAILS PROGRAM

The Recreational Trails Program provides funds to develop, maintain, and enhance recreational trails for both motorized and non-motorized recreational trail users. Funds are appropriated to the State by formula, 50 percent equally among all eligible states and 50 percent in proportion to the amount of off-road recreational fuel use. The maximum federal share in Minnesota is 50 percent for these projects, and a cash or in-kind match is required. Only state agencies, cities, counties, townships, tribal governments or private trail organizations sponsored by a local unit of government are eligible to apply.

The Minnesota Department of Natural Resources (MNDNR) administers this program for Minnesota. The Minnesota Recreational Trail Users Advisory Board assists the MNDNR in project selections. The committee is comprised of three representatives of the ten identified trail user groups (bike, mountain bike, hike, ski, horse, in-line skate, ATV, trucks, snowmobiles, motorcycles) in Minnesota.

The Recreational Trails Program projects are listed in District C of the project list.

Contact: Andrew Korsberg, DNR Trails and Waterways;
500 Lafayette Road, Box 52, St. Paul, Minnesota 55155; phone
at (651) 259-5642; or email at andrew.korsberg@state.mn.us.



2010 Federal Recreational Trail Program Funded Grants

Project #	Grantee	Project Title	Project Summary	Type of Use	Total Cost	Amount Funded
0001-10-2C	Cook County	Pincushion Single Track Expansion	This project is to develop and construct an expanded network of single track mountain bike trails up to 20 miles.	Non-Motorized	\$200,000	\$30,000
0003-10-2C	Cook County	Trail Clearing	This project is to cut and brush back storm damage on existing snowmobile trail to increase widths and do maintenance for safer accessibility for riders on Deer, Muehlberg and Beaver Trails.	Motorized	\$25,000	\$12,500
0004-10-2C	Cook County	Trail Maintenance	This project is to remove brush and increase trail width on 12.8 miles of GIA snowmobile trail to bring these miles to two-way snowmobile trail standards.	Motorized	\$17,020	\$8,500
0005-10-2C	Cook County	Trail Maintenance Equipment	This project is to purchase an ATV to help maintain trail areas that are non-accessible with large equipment.	Motorized	\$6,000	\$3,000
0006-10-2C	Cook County	Ski Trail Snowmobile Grooming Equipment	This project is to purchase a snowmobile and compaction drag with tracksetter.	Non-Motorized	\$12,100	\$6,050
0007-10-2C	Cook County	Grooming Equipment Purchase	This project is to purchase a Kubota with a brushing and grooming puller.	Non-Motorized	\$25,000	\$12,500
0012-10-1D	City of East Gull Lake	Phase 4 of City of East Gull Lake Multi-use Trail	This project is to complete 3 separate trail connections along the East Gull Lake Multi-use Trail.	Joint	\$170,000	\$70,000
0013-10-1D	Shingobee Township	Shingobee Connection Trail Phase III	This project is to continue construction of the Shingobee Trail Connection from CR 163/Highway 371/200 to the gravel pit for a total of 1.6 miles.	Joint	\$982,000	\$150,000
0018-10-3B	City of Lindstrom	Swedish Immigrant Trail	This project is to construct two segments of the Swedish Immigrant Trail through the City of Lindstrom for a total of 1,650 feet.	Non-Motorized	\$199,200	\$99,600
0019-10-3C	City of Houston	Houston OHV Park Initiative	This project is to acquire land in the initial acquisition phase for an OHV park.	Motorized	\$300,000	\$150,000
0022-10-2C	Superior Hiking Trail Association	Rehabilitation/Maintaining the Superior Hiking Trail	This project is to do rehabilitation on the Superior Hiking Trail that will include replacing aging bridges, boardwalk, steps, water bars, reshape small portions to avoid erosion and rehabilitation on treadway.	Non-Motorized	\$79,000	\$39,500
0025-10-4B	Redwood County	Groomer Equipment Purchase	This project is to upgrade to a newer 2003 groomer from the current 1988 groomer.	Motorized	\$79,999	\$40,000

Project #	Grantee	Project Title	Project Summary	Type of Use	Total Cost	Amount Funded
0028-10-3C	Goodhue County	Cannon Valley Trail Equipment Purchase	This project is to purchase a utility vehicle for grooming and maintenance for the cross-country ski trails.	Non-Motorized	\$20,630	\$10,315
0029-10-3C	Goodhue County	Cannon Valley Trail - Tractor Mower Purchase	This project is to replace an early 1990 tractor mower with a new tractor mower.	Non-Motorized	\$7,967	\$3,984
0030-10-4B	Pipestone County	Groomer Purchase	This project is to purchase a new snowmobile groomer.	Motorized	\$150,000	\$75,000
0031-10-4A	Meeker County	Meeker County OHV Park	This project is to open a public OHV park on Crow River Wheelers property to include a trail system for ATV's and OHM's with a youth training area and shelter.	Motorized	\$280,000	\$140,000
0033-10-4C	Sibley County	Snowmobile groomer and drag equipment purchase	This project is to purchase a new snowmobile trail groomer and drag.	Motorized	\$172,135	\$75,000
0034-10-2B	City of Hoyt Lakes	Upgrade of Trail Groomer	This project is to purchase a snowmobile groomer with a Soucy 9 foot 6-way front blade.	Joint	\$148,700	\$74,350
0036-10-S	Minnesota Trail Riders Association	Trail and Campground Improvement and Maintenance Fund	This project is to complete maintenance and improvements to equestrian facilities within public parks, trails and forests.	Non-Motorized	\$16,000	\$8,000
0037-10-4D	City of Faribault	Faribault Trail Construction	This project is to construct a trail connection from the North Alexander Park on the East at Two Rivers Park and on the West at the railroad tracks with an underpass connection under Second Avenue.	Non-Motorized	\$600,000	\$150,000
0039-10-3C	City of Rushford	Rush Creek Trail - Phase 1	This project is to construct approximately 1 mile of new paved trail that will be built along Rush Creek.	Non-Motorized	\$300,000	\$125,000
0042-10-1D	Crow Wing County	Groomer Drag Equipment Purchase	This project is to purchase a 2011 Quality Fab Groomer Drag.	Motorized	\$11,500	\$5,750
0043-10-1D	Crow Wing County	Ski Trail Grooming Equipment	This project is to purchase ski trail grooming equipment.	Non-Motorized	\$25,000	\$12,500
0044-10-1D	City of Brainerd	Spur Line-Buffalo Hills Park-Kiwanis Park Trail	This project is to construct 3.8 miles of 10 foot wide asphalt multi-use trail.	Joint	\$578,844	\$150,000
0049-10-3A	City of Saint Cloud	Nordic Ski Grooming Utility Vehicle Purchase	This project is to purchase a utility vehicle for the Nordic Ski trail grooming.	Non-Motorized	\$28,890	\$14,445
0050-10-3B	Three Rivers Park District	Elm Creek Recreational Trail Phase II	This project is to complete construction of 12.2 miles of single track trail in the Elm Creek Park Reserve that includes general handfinishing, construction of trail features, expansion of reinforced turf parking lot, development of staging area with fencing and trailhead.	Non-Motorized	\$62,970	\$31,485

Project #	Grantee	Project Title	Project Summary	Type of Use	Total Cost	Amount Funded
0051-10-3B	Isanti County	Portable Snowmobile Trail Bridge Replacement	This project is to purchase a pre-fabricated, portable snowmobile trail bridge for use over the West Branch of the Rum River during annual snowmobile seasons.	Motorized	\$50,012	\$25,000
0052-10-2A	Itasca County	Itasca Regional Park and Trail Rehabilitation and Overlay Project	This project is to reconstruct/overlay a portion of the fairgrounds parking lot and/or trail segments, bituminous overlay of Itasca Bike Trail from fairgrounds to Itasca Bike Trail at Highway 61 (3.73 miles), bituminous overlay of remaining Itasca Bike trail form Highway.	Non-Motorized	\$800,000	\$107,075
0055-10-2D	Carlton County	Trail Groomer Purchase	This project is to purchase a 2006 Tucker Terra trail groomer.	Motorized	\$140,000	\$70,000
0058-10-2A	Aitkin County	North-Wood Regional ATV Trail	This project is to construct 70 miles of ATV/OHV trail segments including loops trails and connector trails that link existing routes in Aitkin and Itasca Counties.	Motorized	\$310,000	\$150,000
D101-10-3B	DNR Parks and Trails	Afton State Park Vault Toilet on Equestrian Trail	This project is to place a vault toilet about 2 miles from the parking and trailhead area in Afton State Park.	Non-Motorized	\$25,000	\$12,500
D102-10-1B	DNR Parks and Trails	Maplewood State Park Horse Camp Vault Toilet	This project is to install a new vault toilet at the Maplewood State Park Horse Camp.	Non-Motorized	\$25,000	\$12,500
D105-10-2C	DNR Parks and Trails	Red Dot Trail - Replacement of Failing Bridge Structures	This project is to replace failed stream crossing structures on the Red-Dot trail system within Tettegouche State Park.	Motorized	\$120,000	\$40,000
D106-10-2C	DNR Parks and Trails	Fecon Bull Hog Brush Cutter Attachment for Bobcat	This project is to purchase a Fecon Bull Hog Brush Cutter attachment for the Bobcat T250 loader.	Joint	\$23,845	\$11,900
D108-10-3C	DNR Parks and Trails	State Trail Bridge Rehabilitation - Douglas #8	This project is to rehabilitation Douglas State Trail Bridge #8 to replace and rehabilitate existing timber piles and timber pile caps.	Joint	\$150,000	\$75,000
D109-10-3C	DNR Parks and Trails	State Trail Rehabilitation - Douglas Bridge #9	This project is to replace the the existing bridge deck/trail surface, tuck pointing of the masonry abutments/piers and restoration/stabilization of the Zumbro River bank at the abutments.	Joint	\$350,000	\$150,000
D110-10-3C	DNR Parks and Trails	State Trail Bridge Rehabilitation Douglas #11	This project is to rehabilitate Douglas State Trail Bridge number 11 with replacement of existing timber piles and timber pile caps on this former railroad bridge.	Joint	\$150,000	\$75,000

Project #	Grantee	Project Title	Project Summary	Type of Use	Total Cost	Amount Funded
D111-10-3C	DNR Parks and Trails	Root River State Trail Resurfacing Project	This project is to resurface and widen a total of 13.5 miles of existing Root River State Trail from the eastern limits of the City of Lanesboro to the City of Peterson.	Non-Motorized	\$950,000	\$150,000
D112-10-1D	DNR Parks and Trails	Paul Bunyan State Trail Resurfacing Isolated Segments	This project is to repair and/or replace existing bituminous trail surface on the Paul Bunyan State Trail between Brainerd and Nisswa.	Joint	\$200,000	\$93,314
D114-10-3B	DNR Parks and Trails	Crack Sealing Hot Pot for Gateway State Trail and Region State Trails	This project is to purchase a hot pot to accomplish crack sealing of the Gateway State Trail and other state trails in the region.	Non-Motorized	\$37,000	\$18,500
D116-10-3B	DNR Parks and Trails	Snow Drag Equipment Purchase	This project is to purchase a double track setter for pulling behind a groomer for setting cross country ski track on the Gateway State Trail.	Non-Motorized	\$7,000	\$3,500
D117-10-2D	DNR Parks and Trails	Munger State Trail Resurfacing and Widening Project	This project is to resurface and widen a total of 10 miles of existing Munger State Trail between the City of Hinckley and the City of Finlayson.	Joint	\$500,000	\$150,000
D118-10-2D	DNR Parks and Trails	Gandy Dancer State Trail Boundary Bridge Rehabilitation	This project is to replace the existing timber deck/trail surface and the existing safety railing.	Joint	\$200,000	\$100,000
					Non-Motorized	\$847,454
					Motorized	\$794,750
					Joint	\$1,099,564
TOTAL					\$8,535,812	\$2,741,768

**Mn/DOT
State Road
Construction Program**

Mn/DOT STATE ROAD CONSTRUCTION PROGRAM

In developing the 2011-2014 STIP, only federal-aid highway formula funds were subject to the ATP prioritization process. State funded projects are included in the formal STIP for informational purposes and were shared and discussed with the ATPs. Mn/DOT anticipates a high degree of flexibility in the use of federal or state funding sources for individual projects.

The estimated average annual state funds available for trunk highway construction activities is \$277 million. Actual amounts are slightly higher with a modest level of over programming. However, a portion of those state funds are reserved for statewide initiatives shown in District C.

State funds are available to each Mn/DOT District to cover the following items in priority order:

1. Match federal dollars received through the ATP process and federal high priority project funding or allocated funding.
2. Estimate necessary District set-asides to cover supplemental agreements and cost overruns.
3. Estimate of right-of-way needs to cover all trunk highway projects, with appropriate lead time for expenditures. A single account will still be monitored by the Mn/DOT Office of Land Management. The Mn/DOT Districts must identify the expenditures for the correct state fiscal year (SFY).

4. A prioritized list of all other state funded projects or set-a-sides. This prioritized list will include all Municipal Agreement Projects, Bridge and Road Construction Projects and Landscape Partnerships.

Mn/DOT's State Road Construction Program (SRC) is legislatively constrained by an annual budget level. The exact budget level can vary by biennium. The STIP program level may not coincide with the SRC budget level if Mn/DOT is more or less successful than anticipated during the ATP process. If the program level is significantly higher, legislative action would be required to raise the budget level. The STIP is fiscally constrained, but Mn/DOT's SRC budget includes a level of advance construction programming.

Project totals (all four years of the STIP) for the Mn/DOT State Road Construction Program (SRC) are provided in Figure A-5. Figure A-6 gives the SRC program totals by District/ATP and year. Totals for the SRC include dollars funded by federal advance construction funds, which may exceed actual federal dollars available in any given year. This is due to the fact that AC can be converted over more than one year.

Figure A-5 STATE ROAD CONSTRUCTION PROGRAM FUNDING **					
SOURCE	2011	2012	2013	2014	TOTAL*
FEDERAL FUNDS					
Formula	362	274	202	255	1,093
High Priority Projects (Demonstration)	7	60	22	1	90
Other Federal	6	28	18	0	52
Advance Construction	101	90	18	105	313
SUBTOTAL*	476	452	259	360	1,547
Trunk Highway	227	293	295	290	1,106
BOND FUNDS	268	209	24	121	621
TOTAL*	971	954	578	771	3,273

*may not total correctly to rounding
**does not include local contributions

Figure A-6 STATE ROAD CONSTRUCTION PROGRAM FUNDING** BY DISTRICT/ATP AND YEAR (\$ MILLIONS)					
DISTRICT/ ATP	2011	2012	2013	2014	TOTAL*
1	74	97	78	48	298
2	42	39	42	33	157
3	64	87	40	48	239
4	45	43	40	41	169
6	84	177	64	67	392
7	83	72	56	54	265
8	31	27	33	42	133
SUBTOTAL*	423	543	354	332	1,652
METRO	516	383	199	415	1,513
MISC	32	28	25	24	108
TOTAL*	971	954	578	771	3,273

*may not total correctly to rounding
**does not include local contributions

Appendix B

Other Modal Programs

- ✓ Minnesota Rail Service Improvement Program
- ✓ Port Development Assistance Program
- ✓ Minnesota Aeronautics Capital Improvement Program

Minnesota Rail Service Improvement Program

MINNESOTA RAIL SERVICE IMPROVEMENT PROGRAM

The Minnesota Rail Service Improvement Program (MRSI), established in 1976, helps prevent the loss of rail service on lines potentially subject to abandonment by railroads. Using state-developed eligibility rules, the state and rail users and/or railroads enter into contracts for rail line rehabilitation, capital improvements, purchase assistance to rail authorities, loan guarantees and state rail banking. Funding for these projects is in the form of a loan. When the project is completed, the recipient repays the state. These reimbursements are returned to the Minnesota Rail Service Improvement Program account to fund future rehabilitation projects.

Projects fall within the program areas identified below. The MRSI Program has identified \$27 million in railroad track project needs. Projects will move ahead if funding is available and project agreements can be completed and contracts executed. These loan projects are typically funded with state bond funds. Figure B-1 at the end of this section identifies the potential number of projects and funding.

The following five programs are funded under the Minnesota Rail Service Improvement Program.

Rail Purchase Assistance Program

Assists Regional Railroad Authorities in acquiring rail lines that can be operated on a self-sustaining basis to provide local rail service. Mn/DOT may provide up to 50 percent of the value of the property. State funds are secured and require

repayment if the line is sold or ceases to serve the purpose intended.

Rail Rehabilitation Program

Provides low and no-interest loans to rehabilitate and preserve rail lines that are financially viable and have the potential to increase rail use. A shipper's survey, cost/benefit analysis, and a rehabilitation needs assessment are conducted to determine which lines are prospective rail projects. Repayment of loans is required.

Capital Improvement Loan Program

Provides rail users and railroads with loans for projects that improve rail service and/or strengthen the financial condition of the associated line. Eligible projects have typically included capital improvements such as building and expanding industrial spurs, upgrading bridges and building more efficient loading/un-loading facilities. Repayment of loans is on a quarterly basis.

State Rail Bank Program

Allows the state to acquire and preserve abandoned rail lines for future transportation use or for transmitting energy, fuel or other commodities.

Rail User and Rail Carrier Loan Guarantee Program

Assists rail users in obtaining loans for rail rehabilitation and capital improvements by guaranteeing up to 90 percent of the loan. The 1994 Legislature further amended the statute, recreating the program as the Rail User and Rail Carrier Loan Guarantee Program. Not only rail users but rail carriers are eligible for assistance under the program. In addition to rail

line rehabilitation, rolling stock acquisition and installation are eligible.

Additional information on the Minnesota Rail Service Improvement Program may be obtained from Janelle Collier, Program Manager, Office of Freight and Commercial Vehicle Operations, at (651) 366-3653.

Figure B-1 MINNESOTA RAIL SERVICE IMPROVEMENT PROGRAM ESTIMATED FUNDING SUMMARY AND NUMBER OF POTENTIAL PROJECTS BY PROGRAM AND YEAR					
PROGRAM	2011	2012	2013	2014	Total
Rail Purchase Assistance Program	0	0	0	0	0
Rail Rehabilitation Program	\$5,000,000 (2)	\$5,000,000 (1)	0		\$10,000,000 (3)
Capital Improvement Loan Program	\$3,000,000 (9)	\$3,000,000 (9)	\$3,000,000 (9)	\$3,000,000 (9)	\$12,000,000 (36)
State Rail Bank Program	0	0	0	0	0
Rail User/Rail Carrier Loan Guarantee Program	0	0	0	0	0
TOTAL	\$8,000,000 (11)	\$8,000,00 (10)	\$3,000,00 (9)	\$3,000,000 (9)	\$22,000,000 (39)

() = Number of Potential Projects

Port Development Assistance Program

PORT DEVELOPMENT ASSISTANCE PROGRAM

The Port Development Assistance Program was developed by the state in response to the needs of the commercial navigation system. No federal funds are currently available for these types of projects. The program provides a funding source that facilitates compliance with tighter environmental standards; helps to ensure the continued commercial effectiveness of lake and river navigation systems; and helps to offset the increases in general cost of commercial shipping.

There exist a number of conditions that warrant the port development assistance program in Minnesota. Many of the public terminals and docks in the state are in need of repair at costs beyond the means of local agencies. Local port authorities are having trouble keeping the infrastructure intact especially for our agricultural and mining industries because the transportation and disposal of dredge material is restricted to fewer locations for either temporary or permanent disposal due to environmental regulations.

Project proposals are prioritized based on need, employment generated and overall economic benefit. Mn/DOT's Office of Freight and Commercial Vehicle Operations, working with the state's port authorities, had identified a list of potential harbor improvement projects for 2006 and beyond. Past projects include rehabilitating or improving rail and truck access, dock walls, building roofs, sprinkler and electrical systems, mobile handling equipment and adding warehouse capacity.

The Minnesota Legislature has made the following appropriations to the Port Development Assistance Program:

- 1996 - \$3 million (Bonds)
- 1998 - \$3 million (Bonds)
- 1998 - \$1.5 million (General Funds)

- 2000 - \$2 million (General Funds)
- 2001 - \$1 million (General Funds)
- 2003 - \$2 million (Bonds)
- 2005 - \$2 million (Bonds)
- 2006 - \$3 million (Bonds)
- 2008 - \$500,000 (General Funds)
- 2009 - \$3 million (Bonds)

To date, total state appropriations for the Port Development Assistance Program amount to \$21 million. The Ports have identified nearly \$52 million of port development needs.

According to Minnesota law, Port Development Assistance funds cannot be added to other state sponsored port investments. Port Development funds can be used with federal and local dollars to complete projects that benefit a port.

The following table identifies funds each port would spend on Port Development Assistance if the Minnesota Legislature appropriated funds. Except for the 2009 and 2010 funding for the St. Paul Port Authority and the Red Wing Port Authority, there are no additional State funds available for Port Development at this time.

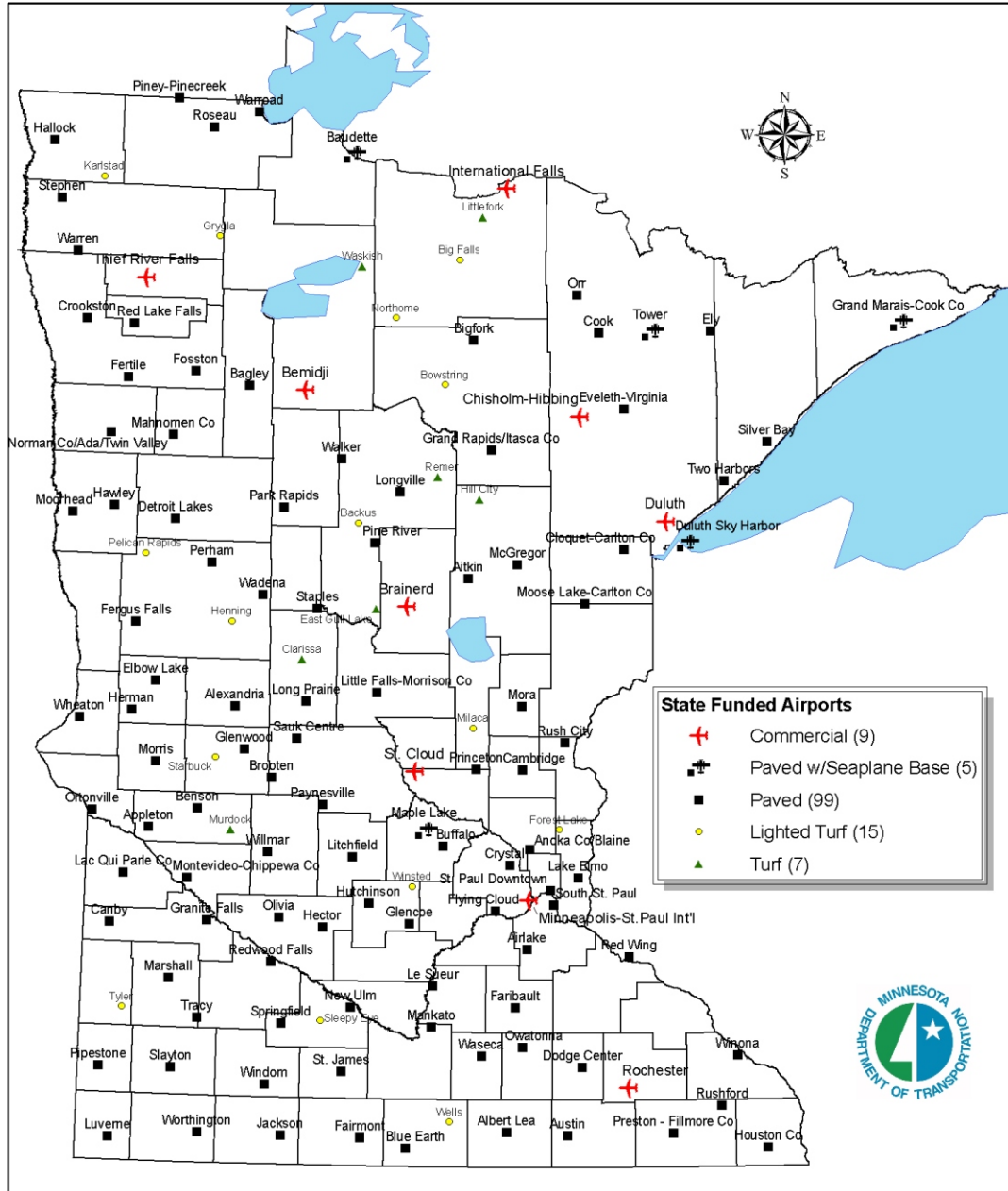
Additional information about the Port Development Assistance Program may be obtained from Dick Lambert, Ports and Waterways Section, Office of Freight and Commercial Vehicle Operations, at (651) 366-3683 or email: dick.lambert@state.mn.us.

Figure B-2
PORT DEVELOPMENT ASSISTANCE PROGRAM
ANTICIPATED EXPENDITURES BY PORT AND YEAR

PORT	2011	2012	2013	2014	TOTAL
Duluth	\$750,000	\$750,000	\$750,000	\$750,000	\$3,000,000
Minneapolis	0	0	0	0	0
St. Paul	\$750,000	\$500,000	\$500,000	\$500,000	\$2,250,000
Red Wing	0	0	\$250,000	0	\$250,000
Winona	0	\$250,000	0	\$250,000	\$500,000
TOTAL	\$1,500,000	\$1,500,000	\$1,500,000	\$1,500,000	\$6,000,000

Minnesota Aeronautics Capital Improvement Program

State Funded Airports in Minnesota



Mn/DOT Office of Aeronautics

AERONAUTICS

Christopher T. Roy

(651) 234-7210

222 E. Plato Blvd

St. Paul, Minnesota 55107

General Information: (651) 234-7200

1-800-657-3922

FAX: (651) 234-7261



MINNESOTA AERONAUTICS AIRPORT CAPITAL IMPROVEMENT PROGRAM

Legislation

State:

Minnesota Statutes 360 (MS 360), Aeronautics, is the enabling legislation under which the Minnesota Department of Transportation (Mn/DOT), Office of Aeronautics operates. One of the primary directives of this Statute is to promote aviation and aviation safety in Minnesota. MS 360 also establishes a dedicated “State Airport System,” and a dedicated “State Airport Fund.” This fund derives revenue from four sources: aircraft registration tax, aviation fuel tax, airline flight property tax, and interest earned on the fund.

The Legislature appropriates monies from the State Airport Fund on a biennial basis to support the state funded aviation programs and activities. The Airport Development and Assistance appropriations are for airport grant-in-aid programs, which support the continued development and maintenance of the State Airport System.

Federal:

The legislative authorization for the Airport Improvement Program (AIP), contained in the “Vision 100 – Century of Flight Authorization Act of 2003,” expired at the end of fiscal year (FY) 2007. At the time of this publishing Congress was working on new authorization language. The new authorization will establish funding levels for aviation.

Currently, commercial service airports receive primary entitlement funds, based on the number of passenger enplanements. Airports with at least 10,000 annual enplanements receive a minimum of \$1 million in entitlement funds. Commercial service airports may also collect a passenger facility charge (PFC) from enplaning passengers to supplement AIP funding. The current limit on PFCs is \$4.50 per passenger. Non-primary (i.e. general aviation, reliever and non-primary commercial service) airports also receive entitlements of up to \$150,000 per year. Continuation of a non-primary entitlement program is being considered by Congress. AIP discretionary funds are available to eligible airports. Projects funded with discretionary funds must compete for those funds on a nationwide basis.

Minnesota Chapter 360 requires that the state act as agent on behalf of airport municipalities for making application, and for receiving and disbursing federal funds. The Mn/DOT, Office of Aeronautics is the designated state agent for providing this coordination.

Eligibility

State:

To be eligible for state grants-in-aid, the airport must be owned by a municipality, licensed for public use, and identified in the State Airport System as designated by the Commissioner of Transportation and approved by the Governor. It must also be zoned or in the process of being zoned. Currently there are 135 publicly-owned airports in Minnesota.

Federal:

To be eligible for federal grants-in-aid, an airport must be in the National Plan of Integrated Airport Systems (NPIAS). To qualify, an airport must be more than 30 minutes driving time from the nearest existing NPIAS airport and must have a minimum of 10 based aircraft. Currently, there are 97 airports in Minnesota in the NPIAS.

Project Identification

A five-year Capital Improvement Program (CIP) is maintained for all public airports in Minnesota. Updates to the CIP are submitted to the Office of Aeronautics annually by the municipalities responsible for the airports. Local decision, and the availability of the local matching funds, will cause some projects to move to future years.

State:

The Minnesota CIP for airports is the result of the annual input received from the municipalities and funding availability for construction grants each fiscal year.

Several factors influence the selection of project elements for state funding. Project priority, inclusion in the State Airport System Plan (SASP), approved airport master plans and airport layout plans (ALP), statewide airport pavement management information, status of airport safety zoning, and licensing and inspection reports are some of the considerations for funding.

\$8.3 million has been identified in FY 2011 for airport construction grants. Projects in 2011 through 2014 are based on CIP information submitted by airports in September of 2010.

Federal:

The Federal Aviation Administration (FAA) also maintains an Airport Capital Improvement Program (ACIP) for airports included in the NPIAS. In Minnesota, the ACIP is developed based on input from the Office of Aeronautics and the state CIP. Projects are prioritized by the Office of Aeronautics based on criteria such as completion of a multi-phase project, safety, and system needs. The FAA has ranking criteria for projects based on a formula that awards points for various project elements. The rank ranges from 0 to 100, with 100 being the highest priority. The ACIP list is developed by the FAA, Minneapolis Airports District Office with input from Mn/DOT, Aeronautics, and submitted to compete nationally for AIP funds.

Approximately \$95.9 million in federal AIP grants were issued in Minnesota during federal fiscal year 2009.

ATP: 1**Fiscal Year: 2011****STIP for FY 2011 - 2014**

Airport	Description	Total Project Cost	FAA Funding	State Funding	Municipal Funding
AITKIN MUNICIPAL AIRPORT - STEVE KURTZ FIELD	HANGAR SITE PREPARATION - EXISTING SITE	36,000	0	18,000	18,000
AITKIN MUNICIPAL AIRPORT - STEVE KURTZ FIELD	TAXILANE FOR HANGAR AREA - EXISTING SITE	56,000	0	39,200	16,800
AITKIN MUNICIPAL AIRPORT - STEVE KURTZ FIELD	WELAND MITIGATION - SOUTHWEST HANGAR SITE (10 ACRES)	125,000	118,750	0	6,250
AITKIN MUNICIPAL AIRPORT - STEVE KURTZ FIELD	S.W. HANGAR AREA PREPARATION & PAVING - PHASE I	400,000	380,000	0	20,000
BIG FALLS MUNICIPAL AIRPORT	CONSTRUCT PUBLIC RESTROOM FACILITY	2,000	0	1,600	400
BIG FALLS MUNICIPAL AIRPORT	CONSTRUCT BULLETIN BOARD	1,000	0	800	200
BIG FALLS MUNICIPAL AIRPORT	LAWN MOWER	30,000	0	20,001	9,999
BIGFORK MUNICIPAL AIRPORT	PAVE ENTRANCE ROAD	50,000	0	40,000	10,000
BIGFORK MUNICIPAL AIRPORT	RECONSTRUCT TWY & APRON	300,000	0	240,000	60,000
CLOQUET-CARLTON COUNTY AIRPORT	RWY 17/35 PAPIS	75,000	71,250	0	3,750
CLOQUET-CARLTON COUNTY AIRPORT	REPLACE BEACON	25,000	23,750	0	1,250
COOK MUNICIPAL AIRPORT	3 POINT BRUSH CHOPPER TRACTOR ATTACHMENT	2,000	0	1,333	667
COOK MUNICIPAL AIRPORT	SRE BUILDING ADDITION	100,000	95,000	0	5,000
COOK MUNICIPAL AIRPORT	3/4 TON TRUCK W/9' PLOW	40,000	38,000	0	2,000
DULUTH INTERNATIONAL AIRPORT	HANGAR DOOR REPLACEMENT (BLDG 104)	300,000	0	150,000	150,000
DULUTH INTERNATIONAL AIRPORT	WHEEL LOADER W/ATTACHMENTS	300,000	285,000	0	15,000
DULUTH INTERNATIONAL AIRPORT	REPLACE TERMINAL (PH 3) - CONSTRUCTION	7,370,000	5,601,200	751,740	1,017,060
DULUTH INTERNATIONAL AIRPORT	REPLACE TERMINAL (PH 2) - CONSTRUCT	9,090,910	7,000,001	754,546	1,336,364
DULUTH INTERNATIONAL AIRPORT	PAVEMENT MAINTENANCE	50,000	0	35,000	15,000
DULUTH INTERNATIONAL AIRPORT	REPLACE SRE TANDEM PLOW/SAND TRUCK #42	180,000	171,000	0	9,000
DULUTH INTERNATIONAL AIRPORT	OBSTRUCTION REMOVAL	30,000	28,500	0	1,500
DULUTH INTERNATIONAL AIRPORT	PARKING GARAGE - DESIGN	420,000	0	420,000	0
DULUTH SKY HARBOR AIRPORT	SHIFT RUNWAY (PH 1)	4,000,000	3,800,000	0	200,000
DULUTH SKY HARBOR AIRPORT	RWY & TXY SEAL COAT	150,000	142,500	0	7,500
DULUTH SKY HARBOR AIRPORT	PAVEMENT MAINTENANCE	25,000	23,750	0	1,250
DULUTH SKY HARBOR AIRPORT	RECONSTRUCT APRON (PH 2)	400,000	380,000	0	20,000

ATP: 1**Fiscal Year: 2011****STIP for FY 2011 - 2014**

Airport	Description	Total Project Cost	FAA Funding	State Funding	Municipal Funding
DULUTH SKY HARBOR AIRPORT	A/D BUILDING IMPROVEMENTS	80,000	0	56,000	24,000
ELY MUNICIPAL AIRPORT	ARRIVAL/DEPART. - WINDOWS/HVAC	25,000	0	17,500	7,500
ELY MUNICIPAL AIRPORT	REPLACE ARRIVAL/DEPART. BUILDING ROOF	45,000	0	31,500	13,500
EVELETH-VIRGINIA MUNICIPAL AIRPORT	RWY 9/27 REHAB - DESIGN	200,000	190,000	0	10,000
FALLS INTERNATIONAL AIRPORT	PAVEMENT REHABILITATION	100,000	95,000	0	5,000
FALLS INTERNATIONAL AIRPORT	LAND ACQUISITION	50,000	47,500	0	2,500
GRAND MARAIS-COOK COUNTY AIRPORT	MOWER	80,000	0	53,336	26,664
GRAND MARAIS-COOK COUNTY AIRPORT	EXTEND/WIDEN RWY 9/27 (5,000' X 100') - PHASE 1	5,000,000	4,750,000	0	250,000
GRAND RAPIDS/ITASCA CO-GORDON NEWSTROM FLD	RESTROOM - NORTH HANGAR AREA	50,000	0	0	50,000
GRAND RAPIDS/ITASCA CO-GORDON NEWSTROM FLD	FUEL STATION - SELF SERVICE 100LL	25,000	0	12,500	12,500
GRAND RAPIDS/ITASCA CO-GORDON NEWSTROM FLD	STORM WATER BMPS - FUEL TANK COVERS (POSS FED) & FUEL TRUCK SECONDARY CONTAINMENT	75,000	0	37,500	37,500
GRAND RAPIDS/ITASCA CO-GORDON NEWSTROM FLD	CRACK SEAL - FBO RAMP	30,000	0	21,000	9,000
MCGREGOR - ISEDOR IVERSON AIRPORT	PAVEMENT REHABILITATION - RUNWAY	200,000	0	160,000	40,000
MOOSE LAKE-CARLTON COUNTY AIRPORT	A/D BUILDING	300,000	285,000	0	15,000
NORTHOME MUNICIPAL AIRPORT	TRACTOR/MOWER	15,000	0	10,001	5,000
NORTHOME MUNICIPAL AIRPORT	OBSTRUCTION REMOVAL	1,500	0	1,200	300
NORTHOME MUNICIPAL AIRPORT	HIGHWAY ENTRANCE SIGNS	1,000	0	800	200
NORTHOME MUNICIPAL AIRPORT	FUEL SYSTEM	30,000	0	15,000	15,000
ORR REGIONAL AIRPORT	SRE PLOW	250,000	237,500	0	12,500
ORR REGIONAL AIRPORT	PARKING LOT & ENT. RD. REHAB	162,000	153,900	0	8,100
RANGE REGIONAL AIRPORT	PASSENGER TERMINAL EXPAND/REMODEL- DESIGN	200,000	20,000	0	180,000
RANGE REGIONAL AIRPORT	MULTI PLANE STORAGE HANGAR	640,000	0	640,000	0
RANGE REGIONAL AIRPORT	MULTI BAY STORAGE HANGAR	2,360,000	0	2,360,000	0
RANGE REGIONAL AIRPORT	PASSENGER TERMINAL EXPAND/REMODEL- CONSTRUCT	2,000,000	1,600,000	0	400,000
SILVER BAY MUNICIPAL AIRPORT - WAYNE JOHNSON	SRE TRACTOR W/ BLOWER & BROOM	95,000	90,250	0	4,750

ATP: 1**Fiscal Year: 2011****STIP for FY 2011 - 2014**

Airport	Description	Total Project Cost	FAA Funding	State Funding	Municipal Funding
SILVER BAY MUNICIPAL AIRPORT - WAYNE JOHNSON	REMOVE A/D BUILDING/CONSTRUCT ELECTRICAL VAULT	120,000	114,000	0	6,000
TOWER MUNICIPAL AIRPORT	ALP UPDATE WITH REPORT	50,000	47,500	0	2,500
TOWER MUNICIPAL AIRPORT	SRE BUILDING (60 X 50)	360,000	342,000	0	18,000
TWO HARBORS MUNICIPAL - RICHARD B. HELGESON FIELD	RELOCATE AWOS	15,000	0	15,000	0
TWO HARBORS MUNICIPAL - RICHARD B. HELGESON FIELD	RELOCATE WINDCONE	10,000	9,500	0	500
TWO HARBORS MUNICIPAL - RICHARD B. HELGESON FIELD	REPLACE SIGN FACE	1,000	950	0	50
TWO HARBORS MUNICIPAL - RICHARD B. HELGESON FIELD	RESURFACE RWY, TXWY & APRON	1,240,000	1,178,000	0	62,000
TWO HARBORS MUNICIPAL - RICHARD B. HELGESON FIELD	UPGRADE VASI TO PAPI	70,000	66,500	0	3,500
TWO HARBORS MUNICIPAL - RICHARD B. HELGESON FIELD	REFURBISH BEACON TOWER (PAINT)	5,000	0	3,500	1,500
Summary for Year = 2011 (60 projects)		\$37,443,410	\$27,386,301	\$5,907,056	\$4,150,053

ATP: 1**Fiscal Year: 2012****STIP for FY 2011 - 2014**

Airport	Description	Total Project Cost	FAA Funding	State Funding	Municipal Funding
BIGFORK MUNICIPAL AIRPORT	MOWERS (2)	20,000	0	13,333	6,667
BIGFORK MUNICIPAL AIRPORT	JET FUEL FACILITY	80,000	0	40,000	40,000
BIGFORK MUNICIPAL AIRPORT	AVGAS FACILITY	80,000	0	40,000	40,000
CLOQUET-CARLTON COUNTY AIRPORT	SEAL CRACKS / SEAL COAT	250,000	237,500	0	12,500
DULUTH INTERNATIONAL AIRPORT	GLYCOL CONTAINMENT - DESIGN	200,000	190,000	0	10,000
DULUTH INTERNATIONAL AIRPORT	MULTIPURPOSE PLOW/SWEEPER	700,000	665,000	0	35,000
DULUTH INTERNATIONAL AIRPORT	GATE SECURITY UPGRADE	10,000	0	7,000	3,000
DULUTH INTERNATIONAL AIRPORT	MIDFIELD APRON REPAIR	500,000	0	350,000	150,000
DULUTH INTERNATIONAL AIRPORT	REPLACE 3/4-TON PLOW TRUCK (SRE #6)	45,000	0	30,002	14,999
DULUTH INTERNATIONAL AIRPORT	REPLACE TERMINAL (PH 4) - CONSTRUCTION	7,180,000	5,600,400	1,500,620	78,980
DULUTH INTERNATIONAL AIRPORT	RETROFIT HANGAR DOOR (BLDG 104)	300,000	0	150,000	150,000
DULUTH INTERNATIONAL AIRPORT	UPGRADE AIRFIELD SIGNS	60,000	0	42,000	18,000
DULUTH SKY HARBOR AIRPORT	PAVEMENT MAINTENANCE	25,000	0	17,500	7,500
DULUTH SKY HARBOR AIRPORT	SHIFT RWY (PH 2)	4,000,000	3,800,000	0	200,000
DULUTH SKY HARBOR AIRPORT	FIRE SUPPRESSION SYSTEM	90,000	0	30,000	60,000
ELY MUNICIPAL AIRPORT	RESURFACE ENTRANCE ROAD	50,000	47,500	0	2,500
ELY MUNICIPAL AIRPORT	RESURFACE PARKING LOT	100,000	95,000	0	5,000
EVELETH-VIRGINIA MUNICIPAL AIRPORT	CONN TXWY - RWY 9 THRESHOLD TO APRON	260,000	247,000	0	13,000
EVELETH-VIRGINIA MUNICIPAL AIRPORT	RELOCATE SW HANGAR AREA TXWY	65,000	61,750	0	3,250
EVELETH-VIRGINIA MUNICIPAL AIRPORT	REPLACE BEACON (RE-USE POLE)	8,500	8,075	0	425
EVELETH-VIRGINIA MUNICIPAL AIRPORT	RWY 9/27 REHAB - CONSTRUCTION	2,865,000	2,721,750	0	143,250
EVELETH-VIRGINIA MUNICIPAL AIRPORT	SUPPLEMENTAL WINDCONE RWY 27	1,500	1,425	0	75
FALLS INTERNATIONAL AIRPORT	FENCE MALSRA AREA	200,000	190,000	0	10,000
FALLS INTERNATIONAL AIRPORT	GA APRON LIGHTING	50,000	47,500	0	2,500
FALLS INTERNATIONAL AIRPORT	LAND ACQUISITION	50,000	47,500	0	2,500
FALLS INTERNATIONAL AIRPORT	MAINTENANCE HANGAR	1,000,000	950,000	0	50,000
FALLS INTERNATIONAL AIRPORT	PAVEMENT REHABILITATION	50,000	47,500	0	2,500
FALLS INTERNATIONAL AIRPORT	RWY 4/22 MIRLS & MITLS	50,000	47,500	0	2,500

ATP: 1

Fiscal Year: 2012

STIP for FY 2011 - 2014

Airport	Description	Total Project Cost	FAA Funding	State Funding	Municipal Funding
GRAND MARAIS-COOK COUNTY AIRPORT	EXTEND/WIDEN RWY 9/27 (5,000' X 100') - PHASE 2	5,000,000	4,750,000	0	250,000
GRAND RAPIDS/ITASCA CO-GORDON NEWSTROM FLD	ENV. ASSESSMENT - RWY 16/34 EXTENSION	50,000	47,500	0	2,500
GRAND RAPIDS/ITASCA CO-GORDON NEWSTROM FLD	LAND ACQ. - SO. BOUNDARY TRACT 56	120,000	114,000	0	6,000
GRAND RAPIDS/ITASCA CO-GORDON NEWSTROM FLD	SRE REPLACEMENT - ROLBA SNOW THROWER	450,000	427,500	0	22,500
GRAND RAPIDS/ITASCA CO-GORDON NEWSTROM FLD	CRACK SEAL - TAXIWAY A & HANGAR AREA (POSSIBLE AIP PROJECT)	30,000	0	21,000	9,000
GRAND RAPIDS/ITASCA CO-GORDON NEWSTROM FLD	RUNWAY 10/28 - REFURBISH TURF (RESURFACING)	75,000	0	52,500	22,500
GRAND RAPIDS/ITASCA CO-GORDON NEWSTROM FLD	HANGAR BLDG AREA - SITE PREP	150,000	142,500	0	7,500
MCGREGOR - ISEDOR IVERSON AIRPORT	E. A. - RWY 14/32 EXTENSION & CROSSWIND RWY	80,000	0	64,000	16,000
MCGREGOR - ISEDOR IVERSON AIRPORT	INSTALL FENCE AROUND FUEL SYSTEM	2,000	0	1,000	1,000
MCGREGOR - ISEDOR IVERSON AIRPORT	TRACTOR/MOWER	75,000	0	50,000	25,000
MCGREGOR - ISEDOR IVERSON AIRPORT	WILDLIFE HAZARD ASSESSMENT	5,000	0	4,000	1,000
MOOSE LAKE-CARLTON COUNTY AIRPORT	EXTEND RWY 4/22 - ZONING	5,000	0	3,500	1,500
NORTHOME MUNICIPAL AIRPORT	ADDITIONAL GRAVEL ENTRANCE ROAD LANE	10,000	0	8,000	2,000
ORR REGIONAL AIRPORT	NEW WELL FOR A/D BUILDING & HANGAR	7,500	0	5,250	2,250
ORR REGIONAL AIRPORT	REPLACE SEPTIC FOR A/D BUILDING & HANGAR	15,000	0	10,500	4,500
ORR REGIONAL AIRPORT	UNICOM RADIO EQUIPMENT	10,000	0	6,667	3,333
ORR REGIONAL AIRPORT	MAINTENANCE BUILDING 55' X 85'	300,000	285,000	0	15,000
RANGE REGIONAL AIRPORT	EXTEND RWY 13/31 - EA PHASE I	220,000	209,000	0	11,000
RANGE REGIONAL AIRPORT	TRUCK W/ SPREADER	350,000	332,500	0	17,500
SILVER BAY MUNICIPAL AIRPORT - WAYNE JOHNSON	FLAIL MOWER	25,000	0	16,667	8,334
SILVER BAY MUNICIPAL AIRPORT - WAYNE JOHNSON	TEE-HANGAR IMPROVEMENT	50,000	0	35,000	15,000
TOWER MUNICIPAL AIRPORT	PAPI'S- 8 APPR ON 8/26	75,000	71,250	0	3,750
TOWER MUNICIPAL AIRPORT	HANGAR AREA TAXILANE EXT. - PURCHASE WETLAND CREDITS	125,000	118,750	0	6,250
TOWER MUNICIPAL AIRPORT	HANGAR AREA TAXILANE EXT.	100,000	95,000	0	5,000
Summary for Year = 2012 (52 projects)		\$25,619,500	\$21,598,400	\$2,498,537	\$1,522,563

ATP: 1**Fiscal Year: 2013****STIP for FY 2011 - 2014**

Airport	Description	Total Project Cost	FAA Funding	State Funding	Municipal Funding
AITKIN MUNICIPAL AIRPORT - STEVE KURTZ FIELD	TERMINAL AREA FENCING & CONTROLLED ACCESS GATES	100,000	95,000	0	5,000
BIGFORK MUNICIPAL AIRPORT	A/D BUILDING	200,000	0	160,000	40,000
BIGFORK MUNICIPAL AIRPORT	HANGAR SITE PREPARATION	100,000	0	50,000	50,000
BIGFORK MUNICIPAL AIRPORT	MULTI PLANE STORAGE HANGAR (LOAN)	325,000	0	325,000	0
CLOQUET-CARLTON COUNTY AIRPORT	LOADER W/BLOWER & BROOM	335,000	318,250	0	16,750
COOK MUNICIPAL AIRPORT	80' X 80' HANGAR W/SITE PREP	500,000	475,000	0	25,000
DULUTH INTERNATIONAL AIRPORT	REPLACE TERMINAL (PH 5) - CONSTRUCTION	7,180,000	5,600,400	1,005,200	574,400
DULUTH INTERNATIONAL AIRPORT	RETROFIT HANGAR DOOR (BUILDING 104)	300,000	0	150,000	150,000
DULUTH INTERNATIONAL AIRPORT	PAVEMENT MAINTENANCE	100,000	0	70,000	30,000
DULUTH INTERNATIONAL AIRPORT	1-TON UTILITY TRUCK	60,000	0	40,002	19,998
DULUTH INTERNATIONAL AIRPORT	REPLACE EQUIPMENT (#26 W/HAGIE, MOWER, SPRAYER, LIGHT PLOW)	450,000	427,500	0	22,500
DULUTH SKY HARBOR AIRPORT	PAVEMENT MAINTENANCE	30,000	28,500	0	1,500
DULUTH SKY HARBOR AIRPORT	SEAPLANE BASE RETAINING WALL	80,000	76,000	0	4,000
DULUTH SKY HARBOR AIRPORT	SHIFT RUNWAY (PH 3)	2,000,000	1,900,000	0	100,000
DULUTH SKY HARBOR AIRPORT	IMPROVE RSA & TWY SAFETY AREAS	500,000	475,000	0	25,000
ELY MUNICIPAL AIRPORT	NORTHWEST TAXIWAY	170,000	161,500	0	8,500
ELY MUNICIPAL AIRPORT	PARALLEL TAXIWAY - CONSTRUCT	2,700,000	2,565,000	0	135,000
ELY MUNICIPAL AIRPORT	PARALLEL TAXIWAY - WETLAND MITIGATION	460,000	437,000	0	23,000
EVELETH-VIRGINIA MUNICIPAL AIRPORT	CRACK SEALING AND REPAIR	30,000	28,500	0	1,500
FALLS INTERNATIONAL AIRPORT	RESURFACE RWY 13/31	750,000	712,500	0	37,500
FALLS INTERNATIONAL AIRPORT	CRACK REPAIR	50,000	47,500	0	2,500
FALLS INTERNATIONAL AIRPORT	LAND ACQUISITION	50,000	47,500	0	2,500
GRAND MARAIS-COOK COUNTY AIRPORT	EXTEND RWY 9/27 TO 5,000' - PHASE 3	4,000,000	3,800,000	0	200,000
GRAND RAPIDS/ITASCA CO-GORDON NEWSTROM FLD	RWY 16/34 - 1,500 FT. EXTENSION - DESIGN	350,000	332,500	0	17,500
GRAND RAPIDS/ITASCA CO-GORDON NEWSTROM FLD	RWY 16/34 - RESURFACE & RESOLVE L-O-S ISSUES	1,000,000	950,000	0	50,000
MCGREGOR - ISEDOR IVERSON AIRPORT	LAND ACQ. - CROSSWIND RWY 5/23	200,000	0	160,000	40,000

ATP: 1**Fiscal Year: 2013****STIP for FY 2011 - 2014**

Airport	Description	Total Project Cost	FAA Funding	State Funding	Municipal Funding
MCGREGOR - ISEDOR IVERSON AIRPORT	WETLAND MITIGATION	80,000	0	64,000	16,000
MOOSE LAKE-CARLTON COUNTY AIRPORT	RECONSTRUCT APRON	250,000	237,500	0	12,500
MOOSE LAKE-CARLTON COUNTY AIRPORT	RECONSTRUCT RWY 4/22	350,000	332,500	0	17,500
NORTHOME MUNICIPAL AIRPORT	REMODEL HANGAR (CITY OWNED?)	10,000	0	10,000	0
RANGE REGIONAL AIRPORT	EXTEND RWY 13/31 - LAND ACQUISITION	50,000	47,500	0	2,500
RANGE REGIONAL AIRPORT	REPLACE APRON - AIR CARRIER/FBO (PCC)	1,900,000	1,805,000	0	95,000
RANGE REGIONAL AIRPORT	FUEL SYSTEM SPILL CONTAINMENT	55,000	52,250	0	2,750
RANGE REGIONAL AIRPORT	EXTEND RWY 13/31 - DESIGN & EA PHASE II	250,000	237,500	0	12,500
RANGE REGIONAL AIRPORT	GLYCOL RECOVERY SYSTEM	80,000	76,000	0	4,000
SILVER BAY MUNICIPAL AIRPORT - WAYNE JOHNSON	FENCING - PERIMETER & TERMINAL AREA	500,000	475,000	0	25,000
TOWER MUNICIPAL AIRPORT	SRE-PLOW	100,000	95,000	0	5,000
TOWER MUNICIPAL AIRPORT	T-HANGAR AREA - SITE PREP	200,000	160,000	20,000	20,000
Summary for Year = (38 projects)		\$25,845,000	\$21,995,900	\$2,054,202	\$1,794,898

ATP: 1**Fiscal Year: 2014****STIP for FY 2011 - 2014**

Airport	Description	Total Project Cost	FAA Funding	State Funding	Municipal Funding
AITKIN MUNICIPAL AIRPORT - STEVE KURTZ FIELD	CRACK REPAIR & SEAL COAT AIRPORT PAVEMENT	175,000	166,250	0	8,750
CLOQUET-CARLTON COUNTY AIRPORT	EXTEND RWY 17/35 - JUSTIFICATION / ENV. ASSESSMENT	70,000	66,500	0	3,500
COOK MUNICIPAL AIRPORT	RELOCATE BEACON & AWOS	20,000	19,000	0	1,000
COOK MUNICIPAL AIRPORT	RESURFACE ENTRANCE ROAD	90,000	85,500	0	4,500
COOK MUNICIPAL AIRPORT	EXPAND APRON & HANGAR AREA	120,000	114,000	0	6,000
COOK MUNICIPAL AIRPORT	CRACK SEAL RWY 13/31 & TWY	15,000	14,250	0	750
COOK MUNICIPAL AIRPORT	RESURFACE PARKING LOT	30,000	0	21,000	9,000
COOK MUNICIPAL AIRPORT	NEW FUEL SYSTEM	80,000	76,000	0	4,000
DULUTH INTERNATIONAL AIRPORT	SNOW PLOW/SANDING TRUCK	150,000	142,500	0	7,500
DULUTH INTERNATIONAL AIRPORT	SRE - SWEEPER	425,000	403,750	0	21,250
DULUTH INTERNATIONAL AIRPORT	3/4-TON PLOW TRUCK #10	40,000	0	26,668	13,332
DULUTH INTERNATIONAL AIRPORT	HANGAR DOOR REPLACEMENT (BLDG 104)	300,000	0	150,000	150,000
DULUTH INTERNATIONAL AIRPORT	PAVEMENT MAINTENANCE	100,000	0	70,000	30,000
DULUTH INTERNATIONAL AIRPORT	REPLACE TERMINAL (PH 6) - CONSTRUCTION	7,180,000	5,600,400	1,005,200	574,400
DULUTH SKY HARBOR AIRPORT	HANGAR CONSTRUCTION	500,000	475,000	0	25,000
ELY MUNICIPAL AIRPORT	NORTH SIDE APRON EXPANSION - PHASE 1	340,000	323,000	0	17,000
FALLS INTERNATIONAL AIRPORT	CRACK REPAIR	50,000	47,500	0	2,500
FALLS INTERNATIONAL AIRPORT	LAND ACQUISITION	50,000	47,500	0	2,500
GRAND MARAIS-COOK COUNTY AIRPORT	DESIGN PARALLEL TWY 9/27	500,000	475,000	0	25,000
GRAND MARAIS-COOK COUNTY AIRPORT	MASTER PLAN / ALP UPDATE	100,000	95,000	0	5,000
GRAND RAPIDS/ITASCA CO-GORDON NEWSTROM FLD	RWY 16/34 - 1,500 FT. EXTENSION - CONSTRUCTION	3,000,000	2,850,000	0	150,000
MCGREGOR - ISEDOR IVERSON AIRPORT	CROSSWIND RWY 5/23 CONSTRUCTION - TURF	400,000	0	320,000	80,000
NORTHOME MUNICIPAL AIRPORT	REMODEL STORAGE BUILDING	4,000	0	3,200	800
RANGE REGIONAL AIRPORT	EXTEND RWY 13/31 TO 7,500'	3,500,000	3,325,000	0	175,000
RANGE REGIONAL AIRPORT	TWY C MITLS	120,000	114,000	0	6,000
SILVER BAY MUNICIPAL AIRPORT - WAYNE JOHNSON	EXTEND RWY 7/25 - JUSTIFICATION STUDY, LENGTH & STRENGTH	15,000	14,250	0	750

ATP: 1**Fiscal Year: 2014****STIP for FY 2011 - 2014**

Airport	Description	Total Project Cost	FAA Funding	State Funding	Municipal Funding
SILVER BAY MUNICIPAL AIRPORT - WAYNE JOHNSON	IMPROVE RUNWAY DRAINAGE	200,000	190,000	0	10,000
SILVER BAY MUNICIPAL AIRPORT - WAYNE JOHNSON	PAVEMENT REHABILITATION	120,000	114,000	0	6,000
TOWER MUNICIPAL AIRPORT	5-UNIT T-HANGAR	150,000	142,500	0	7,500
Summary for Year = (29 projects)		\$17,844,000	\$14,900,900	\$1,596,068	\$1,347,032

ATP: 2

Fiscal Year: 2011

STIP for FY 2011 - 2014

Airport	Description	Total Project Cost	FAA Funding	State Funding	Municipal Funding
BAGLEY MUNICIPAL AIRPORT	A/D / MAINTENANCE BUILDING	84,000	0	67,200	16,800
BAUDETTE INTERNATIONAL AIRPORT	SRE - PLOW TRUCK	160,000	152,000	0	8,000
BEMIDJI REGIONAL AIRPORT	EXPAND EAST APRON	200,000	190,000	0	10,000
BEMIDJI REGIONAL AIRPORT	EXTEND TWYS C & F	690,000	655,500	0	34,500
BEMIDJI REGIONAL AIRPORT	PARKING LOT / ENTRY CONSTRUCTION	1,500,000	1,425,000	0	75,000
BEMIDJI REGIONAL AIRPORT	PAVEMENT CRACK SEALING	20,000	19,000	0	1,000
BEMIDJI REGIONAL AIRPORT	PURCHASE BUILDING (WEST)	150,000	0	105,000	45,000
CROOKSTON MUNICIPAL AIRPORT - KIRKWOOD FIELD	REZONE AIRPORT FOR PRECISION APPROACHES	3,000	0	2,100	900
FERTILE MUNICIPAL AIRPORT	ARRIVAL/DEPARTURE BUILDING	120,000	0	96,000	24,000
FERTILE MUNICIPAL AIRPORT	EIS-RUNWAY EXTENSION	20,000	0	16,000	4,000
FERTILE MUNICIPAL AIRPORT	VASI, REPLACE FOOTING;BEACON -REPLACE	20,000	0	16,000	4,000
FOSSTON MUNICIPAL AIRPORT	OBSTRUCTION REMOVAL 5.25 ACRES	78,750	74,813	0	3,938
FOSSTON MUNICIPAL AIRPORT	PARALLEL TAXIWAY 16/34 - CONSTRUCTION	580,000	551,000	0	29,000
FOSSTON MUNICIPAL AIRPORT	UPDATE ZONING ORDINANCE	1,000	0	700	300
HALLOCK MUNICIPAL AIRPORT	REPLACE REILS	60,000	57,000	0	3,000
HALLOCK MUNICIPAL AIRPORT	ZONING	10,000	0	7,000	3,000
HALLOCK MUNICIPAL AIRPORT	REPLACE FUEL TANK	24,000	0	12,000	12,000
NORMAN COUNTY/ADA/TWIN VALLEY AIRPORT	CRACK REPAIR RUNWAY	10,000	0	8,000	2,000
PARK RAPIDS MUNICIPAL AIRPORT - KONSHOK FIELD	BROOM ATTACHMENT	60,000	57,000	0	3,000
PARK RAPIDS MUNICIPAL AIRPORT - KONSHOK FIELD	RECONSTRUCT PARKING LOT AND ENTRANCE RD	275,000	261,250	0	13,750
PINEY-PINECREEK BORDER AIRPORT	UPDATE ALP / ZONING	20,000	0	10,000	10,000
RED LAKE FALLS MUNICIPAL AIRPORT	UNICOM RADIO	1,500	0	1,000	500
ROSEAU MUNICIPAL AIRPORT - RUDY BILLBERG FIELD	APRON RELOCATION	200,000	190,000	0	10,000
ROSEAU MUNICIPAL AIRPORT - RUDY BILLBERG FIELD	PARKING LOT RELOCATION	200,000	190,000	0	10,000
STEPHEN MUNICIPAL AIRPORT	TRACTOR WITH LOADER, BLADE & RADIO	45,000	0	30,002	14,999
STEPHEN MUNICIPAL AIRPORT	ALP UPDATE	30,000	0	24,000	6,000
THIEF RIVER FALLS REGIONAL AIRPORT	TAXIWAY & APRON TO/AT CARGO APRON - DESIGN	93,000	88,350	0	4,650

ATP: 2**Fiscal Year: 2011****STIP for FY 2011 - 2014**

Airport	Description	Total Project Cost	FAA Funding	State Funding	Municipal Funding
THIEF RIVER FALLS REGIONAL AIRPORT	EXTEND RWY 13/31 1,000' - DESIGN	610,000	386,130	142,130	81,740
THIEF RIVER FALLS REGIONAL AIRPORT	TERMINAL BUILDING MODIFICATIONS AND REPAIRS	300,000	240,000	39,000	21,000
THIEF RIVER FALLS REGIONAL AIRPORT	ZONING UPDATE	15,000	0	10,500	4,500
WARREN MUNICIPAL AIRPORT	ASPHALT APRON	100,000	0	50,000	50,000
WARREN MUNICIPAL AIRPORT	ASPHALT TAXILANE CONSTRUCTION - HANGAR AREA	140,000	0	112,000	28,000
WARROAD INTERNATIONAL MEMORIAL AIRPORT	TAXIWAY SLURRY SEAL COAT	120,000	114,000	0	6,000
WASKISH MUNICIPAL AIRPORT	A/ D BUILDING - ELECTRICAL	2,000	0	1,600	400
WASKISH MUNICIPAL AIRPORT	FENCE, GATES AND GRAVEL VEHICLE PARKING AREA	10,000	0	8,000	2,000
Summary for Year = 2011 (35 projects)		\$5,952,250	\$4,651,043	\$758,231	\$542,976

ATP: 2

Fiscal Year: 2012

STIP for FY 2011 - 2014

Airport	Description	Total Project Cost	FAA Funding	State Funding	Municipal Funding
BAGLEY MUNICIPAL AIRPORT	TRACTOR W/MOWER	84,000	0	55,999	28,001
BEMIDJI REGIONAL AIRPORT	LAND ACQUISITION	200,000	190,000	0	10,000
BEMIDJI REGIONAL AIRPORT	TERMINAL BUS STOPS / LANE	150,000	0	105,000	45,000
BEMIDJI REGIONAL AIRPORT	AIRPORT SERVICE VEHICLE (SUBURBAN)	50,000	0	33,335	16,665
BEMIDJI REGIONAL AIRPORT	REPLACEMENT SANDER	515,000	489,250	0	25,750
BEMIDJI REGIONAL AIRPORT	PAVEMENT CRACK SEALING	20,000	19,000	0	1,000
BEMIDJI REGIONAL AIRPORT	EXPAND/REHABILITATE SRE BUILDING	2,000,000	1,900,000	0	100,000
BEMIDJI REGIONAL AIRPORT	AIRPORT MASTER PLAN	150,000	142,500	0	7,500
BEMIDJI REGIONAL AIRPORT	AIRPORT ENTRY SIGNS	115,000	109,250	0	5,750
BEMIDJI REGIONAL AIRPORT	PERIMETER ROAD PAVING (PH 1)	190,000	180,500	0	9,500
FERTILE MUNICIPAL AIRPORT	MIRLS, ETC. FOR GPS APPROACH	125,000	0	100,000	25,000
FOSSTON MUNICIPAL AIRPORT	CRACK REPAIR	10,000	9,500	0	500
FOSSTON MUNICIPAL AIRPORT	MULTI PLANE STORAGE HANGAR (MPSH) (LOAN)	500,000	0	500,000	0
FOSSTON MUNICIPAL AIRPORT	HANGAR SITE PREP	50,000	0	25,000	25,000
FOSSTON MUNICIPAL AIRPORT	SRE - SNOW PLOW TRUCK	80,000	76,000	0	4,000
FOSSTON MUNICIPAL AIRPORT	PERIMETER FENCING	40,000	38,000	0	2,000
FOSSTON MUNICIPAL AIRPORT	RAMP LIGHTING	35,000	33,250	0	1,750
HALLOCK MUNICIPAL AIRPORT	TXWY & APRON EXP - EA	25,000	23,750	0	1,250
KARLSTAD MUNICIPAL AIRPORT	AIRPORT SIGNING (MATERIALS ONLY)	5,000	0	4,000	1,000
NORMAN COUNTY/ADA/TWIN VALLEY AIRPORT	CRACK REPAIR & SEALING (RWY, TXY, APN)	10,000	0	8,000	2,000
NORMAN COUNTY/ADA/TWIN VALLEY AIRPORT	NEW RUNWAY LIGHTING (PILOT CONTROLLED)	100,000	0	80,000	20,000
PARK RAPIDS MUNICIPAL AIRPORT - KONSHOK FIELD	PAVE / EXTEND RWY 18/36 - DESIGN	200,000	190,000	0	10,000
PINEY-PINECREEK BORDER AIRPORT	NEW WELL	5,000	0	5,000	0
RED LAKE FALLS MUNICIPAL AIRPORT	LIRLS	50,000	0	40,000	10,000
ROSEAU MUNICIPAL AIRPORT - RUDY BILLBERG FIELD	A/D BUILDING SITE PREP	50,000	47,500	0	2,500
ROSEAU MUNICIPAL AIRPORT - RUDY BILLBERG FIELD	FBO HANGAR SITE PREP	50,000	0	25,000	25,000
STEPHEN MUNICIPAL AIRPORT	HANGAR SITE PREP	220,000	0	110,000	110,000

ATP: 2

Fiscal Year: 2012

STIP for FY 2011 - 2014

Airport	Description	Total Project Cost	FAA Funding	State Funding	Municipal Funding
STEPHEN MUNICIPAL AIRPORT	T-HANGAR	440,000	0	440,000	0
STEPHEN MUNICIPAL AIRPORT	WATER LINE TO A/D BLDG - BATHROOM	6,000	0	4,800	1,200
STEPHEN MUNICIPAL AIRPORT	HANGAR AREA/TAXILANE PAVEMENT REPAIR	20,000	0	12,000	8,000
THIEF RIVER FALLS REGIONAL AIRPORT	ARFF TRUCK	650,000	617,500	0	32,500
THIEF RIVER FALLS REGIONAL AIRPORT	EXTEND RWY 13/31 1,000' - LAND ACQUISITION	200,000	190,000	0	10,000
THIEF RIVER FALLS REGIONAL AIRPORT	LAND ACQUISITION - RIGHT OF WAY	72,000	68,400	0	3,600
THIEF RIVER FALLS REGIONAL AIRPORT	RECONSTRUCT RWY 13/31 - CONSTRUCT	6,600,000	4,177,800	1,537,800	884,400
THIEF RIVER FALLS REGIONAL AIRPORT	RECONSTRUCT RWY 13/31 - DESIGN	900,000	569,700	209,700	120,600
WARREN MUNICIPAL AIRPORT	MIRL'S RUNWAY 13/31	120,000	0	96,000	24,000
WARREN MUNICIPAL AIRPORT	MOWER	40,000	0	26,668	13,332
WARREN MUNICIPAL AIRPORT	RUNWAY OVERLAY	400,000	0	320,000	80,000
WARROAD INTERNATIONAL MEMORIAL AIRPORT	RUNWAY 13 MALSR LIGHTS	400,000	380,000	0	20,000
WARROAD INTERNATIONAL MEMORIAL AIRPORT	CRACK SEAL	10,000	0	7,000	3,000
WASKISH MUNICIPAL AIRPORT	BAY HANGAR [HANGAR LOAN]	30,000	0	30,000	0
Summary for Year = 2012 (41 projects)		\$14,917,000	\$9,451,900	\$3,775,302	\$1,689,798

ATP: 2

Fiscal Year: 2013

STIP for FY 2011 - 2014

Airport	Description	Total Project Cost	FAA Funding	State Funding	Municipal Funding
BAGLEY MUNICIPAL AIRPORT	USED SNOWPLOW TRUCK	53,000	0	35,333	17,667
BAUDETTE INTERNATIONAL AIRPORT	8 UNIT T-HANGAR	450,000	427,500	0	22,500
BAUDETTE INTERNATIONAL AIRPORT	HANGAR SITE PREP	50,000	42,500	3,500	4,000
BEMIDJI REGIONAL AIRPORT	APRON / GA APRON REPAIRS	650,000	617,500	0	32,500
BEMIDJI REGIONAL AIRPORT	GLYCOL CONTAINMENT SYSTEM UPGRADES	100,000	95,000	0	5,000
BEMIDJI REGIONAL AIRPORT	PAVEMENT CRACK SEALING	30,000	28,500	0	1,500
BEMIDJI REGIONAL AIRPORT	PERIMETER ROAD PAVING (PH 2)	190,000	180,500	0	9,500
FERTILE MUNICIPAL AIRPORT	EXTEND RUNWAY 14/32 500'	135,000	0	108,000	27,000
FOSSTON MUNICIPAL AIRPORT	REPLACE ARRIVAL-DEPARTURE BUILDING	250,000	237,500	0	12,500
FOSSTON MUNICIPAL AIRPORT	AIRPORT UTILITIES	200,000	190,000	0	10,000
HALLOCK MUNICIPAL AIRPORT	CONSTRUCT APRON EXPANSION	120,000	114,000	0	6,000
HALLOCK MUNICIPAL AIRPORT	PARALLEL TXWY - CONSTRUCT	220,000	209,000	0	11,000
PARK RAPIDS MUNICIPAL AIRPORT - KONSHOK FIELD	RWY 18 OBSTRUCTION REMOVAL - TREES	65,000	61,750	0	3,250
PARK RAPIDS MUNICIPAL AIRPORT - KONSHOK FIELD	MIRLS FOR 18/36	150,000	142,500	0	7,500
PARK RAPIDS MUNICIPAL AIRPORT - KONSHOK FIELD	PAPIS RWY 18/36	50,000	47,500	0	2,500
PARK RAPIDS MUNICIPAL AIRPORT - KONSHOK FIELD	PAVE & EXTEND X-WIND RWY 18/36 TO 3,500'	1,500,000	1,425,000	0	75,000
PARK RAPIDS MUNICIPAL AIRPORT - KONSHOK FIELD	PAVE CONNECTING TAXIWAY TO RWY 18-36	300,000	285,000	0	15,000
PARK RAPIDS MUNICIPAL AIRPORT - KONSHOK FIELD	REILS 18/36	45,000	42,750	0	2,250
RED LAKE FALLS MUNICIPAL AIRPORT	REPLACE TIE-DOWNS	5,000	0	4,000	1,000
ROSEAU MUNICIPAL AIRPORT - RUDY BILLBERG FIELD	FBO HANGAR RELOCATION	130,000	0	65,000	65,000
ROSEAU MUNICIPAL AIRPORT - RUDY BILLBERG FIELD	A/D BLDG RELOCATION	270,000	256,500	0	13,500
STEPHEN MUNICIPAL AIRPORT	SELF SERVE FUEL SYSTEM	35,000	0	17,500	17,500
THIEF RIVER FALLS REGIONAL AIRPORT	HANGAR AREA RESTORATION (6400 SQUARE YARDS)	210,000	63,000	73,500	73,500
THIEF RIVER FALLS REGIONAL AIRPORT	EXTEND RWY 13/31 1,000' - CONSTRUCT	5,075,000	4,821,250	0	253,750
THIEF RIVER FALLS REGIONAL AIRPORT	REPLACE RWY/TXY 13/31 LIGHTING	400,000	380,000	0	20,000
THIEF RIVER FALLS REGIONAL AIRPORT	TAXIWAY & APRON TO/AT CARGO APRON - CONSTRUCT	775,000	736,250	0	38,750

ATP: 2**Fiscal Year: 2013****STIP for FY 2011 - 2014**

Airport	Description	Total Project Cost	FAA Funding	State Funding	Municipal Funding
WARREN MUNICIPAL AIRPORT	HANGAR (HANGAR LOAN)	150,000	0	150,000	0
WARREN MUNICIPAL AIRPORT	HANGAR SITE PREP	60,000	0	30,000	30,000
WARROAD INTERNATIONAL MEMORIAL AIRPORT	AIRPORT FENCING - EAST SIDE	200,000	190,000	0	10,000
WARROAD INTERNATIONAL MEMORIAL AIRPORT	CRACK SEAL	10,000	0	7,000	3,000
WASKISH MUNICIPAL AIRPORT	EAW FOR RWY PAVING	25,000	0	20,000	5,000
Summary for Year = 2013 (31 projects)		\$11,903,000	\$10,593,500	\$513,833	\$795,667

ATP: 2

Fiscal Year: 2014

STIP for FY 2011 - 2014

Airport	Description	Total Project Cost	FAA Funding	State Funding	Municipal Funding
BAGLEY MUNICIPAL AIRPORT	CRACK SEALING	19,000	0	15,200	3,800
BAUDETTE INTERNATIONAL AIRPORT	A/D BUILDING	500,000	0	350,000	150,000
BEMIDJI REGIONAL AIRPORT	NORTH SIDE TAXIWAYS	3,100,000	2,945,000	0	155,000
BEMIDJI REGIONAL AIRPORT	WEST HALF OF BALSAM ROAD RECONSTRUCTION	515,000	0	0	515,000
BEMIDJI REGIONAL AIRPORT	PAVEMENT CRACK SEALING	40,000	38,000	0	2,000
BEMIDJI REGIONAL AIRPORT	UPDATE ALP / DEVELOP GIS	200,000	190,000	0	10,000
FERTILE MUNICIPAL AIRPORT	RESURFACE RWY 14/32 (3000')	330,000	0	264,000	66,000
FOSSTON MUNICIPAL AIRPORT	CRACK REPAIR	10,000	9,500	0	500
HALLOCK MUNICIPAL AIRPORT	HANGAR SITE PREP	40,000	34,800	2,000	3,200
NORMAN COUNTY/ADA/TWIN VALLEY AIRPORT	PAPI	50,000	0	40,000	10,000
NORMAN COUNTY/ADA/TWIN VALLEY AIRPORT	UPDATE ALP	30,000	0	24,000	6,000
PARK RAPIDS MUNICIPAL AIRPORT - KONSHOK FIELD	APRON OVERLAY	250,000	237,500	0	12,500
PARK RAPIDS MUNICIPAL AIRPORT - KONSHOK FIELD	TAXIWAY OVERLAY	250,000	237,500	0	12,500
RED LAKE FALLS MUNICIPAL AIRPORT	REPLACE HANGAR DOOR'S OPENER'S	72,000	0	36,000	36,000
ROSEAU MUNICIPAL AIRPORT - RUDY BILLBERG FIELD	WIDEN RWY 16/34 TO 100'	560,000	532,000	0	28,000
THIEF RIVER FALLS REGIONAL AIRPORT	RWY 13/31 PARALLEL TXWY & RECONSTRUCT- DESIGN	125,000	118,750	0	6,250
WARROAD INTERNATIONAL MEMORIAL AIRPORT	AIRPORT FENCING - NORTH END	200,000	190,000	0	10,000
WARROAD INTERNATIONAL MEMORIAL AIRPORT	CRACK SEAL	10,000	0	7,000	3,000
WASKISH MUNICIPAL AIRPORT	PAVE PRIMARY RWY	200,000	0	160,000	40,000
Summary for Year = 2014 (19 projects)		\$6,501,000	\$4,533,050	\$898,200	\$1,069,750

ATP: 3

Fiscal Year: 2011

STIP for FY 2011 - 2014

Airport	Description	Total Project Cost	FAA Funding	State Funding	Municipal Funding
BRAINERD LAKES REGIONAL AIRPORT	ADDITIONAL JET-A STORAGE	45,000	0	22,500	22,500
BRAINERD LAKES REGIONAL AIRPORT	E. BLDG. ACCESS ROAD & PARKING	35,000	0	24,500	10,500
BRAINERD LAKES REGIONAL AIRPORT	EXTEND RWY 16/34 - 600 FEET	1,700,000	1,377,000	170,000	153,000
BRAINERD LAKES REGIONAL AIRPORT	SCISSOR LIFT	24,000	0	12,000	12,000
BRAINERD LAKES REGIONAL AIRPORT	SEWER AND WATER CONNECTION	300,000	0	210,000	90,000
BRAINERD LAKES REGIONAL AIRPORT	SKID LOADER ATTACHMENTS	90,000	0	60,003	29,997
BRAINERD LAKES REGIONAL AIRPORT	SNOWBLOWER	710,000	674,500	0	35,500
BROOTEN MUNICIPAL AIRPORT	CRACK REPAIR AND SEALING	7,000	0	5,600	1,400
BROOTEN MUNICIPAL AIRPORT	AIRPORT LAYOUT PLAN	63,175	0	50,540	12,635
BUFFALO MUNICIPAL AIRPORT	FUEL FACILITY UPGRADE & AVGAS	165,000	0	82,500	82,500
CAMBRIDGE MUNICIPAL AIRPORT	RUNWAY 34 - RECLAIM & PAVE MINIMUM 3"	550,000	522,500	0	27,500
LITTLE FALLS-MORRISON COUNTY AIRPORT	LAND ACQ. - CROSSWIND RUNWAY 5/23	200,000	190,000	0	10,000
LONG PRAIRIE MUNICIPAL AIRPORT - TODD FIELD	AIRPORT DRAINAGE IMPROVEMENTS	258,000	245,100	0	12,900
LONG PRAIRIE MUNICIPAL AIRPORT - TODD FIELD	RUNWAY 16/34, TAXIWAY, AND APRON RECONSTRUCTION - DESIGN	120,000	114,000	0	6,000
MAPLE LAKE MUNICIPAL AIRPORT	AIRPORT ZONING UPDATE	10,000	0	8,000	2,000
MAPLE LAKE MUNICIPAL AIRPORT	RUNWAY 10 - THRESHOLD LIGHTING AND MARKING	15,000	0	12,000	3,000
MILACA MUNICIPAL AIRPORT	LAND ACQUISITION - 6.2 ACRES (JUDD PARCEL)	75,000	0	60,000	15,000
MORA MUNICIPAL AIRPORT	SRE BUILDING	150,000	142,500	0	7,500
MORA MUNICIPAL AIRPORT	X-WIND RWY 11/29 PHASE II - GRADING	650,000	617,500	0	32,500
MORA MUNICIPAL AIRPORT	TAXILANE REHABILITATION IN BLDG AREA	175,000	166,250	0	8,750
PAYNESVILLE MUNICIPAL AIRPORT	CRACK SEAL AND SLURRY SEAL AIRPORT PAVEMENT	175,000	166,250	0	8,750
PAYNESVILLE MUNICIPAL AIRPORT	ZONING UPDATE	40,000	0	28,000	12,000
PINE RIVER REGIONAL AIRPORT	CONSTRUCT HELICOPTER LANDING AREA	50,000	47,500	0	2,500
PINE RIVER REGIONAL AIRPORT	EXTEND RWY 16/34 & X-WIND RWY - ENV. ASSESSMENT	20,000	19,000	0	1,000
PINE RIVER REGIONAL AIRPORT	PLOW TRUCK	70,000	66,500	0	3,500

ATP: 3

Fiscal Year: 2011

STIP for FY 2011 - 2014

Airport	Description	Total Project Cost	FAA Funding	State Funding	Municipal Funding
PRINCETON MUNICIPAL AIRPORT	E.A. PHASE I - TURF CROSSWIND RUNWAY	80,000	76,000	0	4,000
REMER MUNICIPAL AIRPORT	BRUSH HOG	5,000	0	3,334	1,667
REMER MUNICIPAL AIRPORT	BRUSHING	2,500	0	0	2,500
REMER MUNICIPAL AIRPORT	REPLACE ARRIVAL/DEPARTURE BUILDING	25,000	0	20,000	5,000
SAUK CENTRE MUNICIPAL AIRPORT	JUSTIFICATION - EXTEND RUNWAY AND WIDEN	10,000	9,500	0	500
SAUK CENTRE MUNICIPAL AIRPORT	UPDATE ALP AND PROPERTY MAP	20,000	19,000	0	1,000
SAUK CENTRE MUNICIPAL AIRPORT	RIDING MOWER W/SNOW BLOWER ATTACHMENT	10,000	0	6,667	3,333
ST. CLOUD REGIONAL AIRPORT	PAVEMENT MAINTENANCE - CRACK SEAL (BIDS MAR 2011)	25,000	0	17,500	7,500
ST. CLOUD REGIONAL AIRPORT	X-WIND RWY 5/23 EXTENSION - LAND ACQ.	1,500,000	1,425,000	0	75,000
ST. CLOUD REGIONAL AIRPORT	TERMINAL PARKING LOT EXPANSION	250,000	0	175,000	75,000
ST. CLOUD REGIONAL AIRPORT	SRE - RETROFIT	15,000	0	10,001	5,000
ST. CLOUD REGIONAL AIRPORT	PAY PARKING SYSTEM	400,000	0	200,000	200,000
ST. CLOUD REGIONAL AIRPORT	X-WIND RWY 5/23 EXTENSION - WETLAND MITIGATION	1,000,000	950,000	0	50,000
ST. CLOUD REGIONAL AIRPORT	SOUTH G.A. SITE DEVELOPMENT - ENV. ASSESSMENT	200,000	190,000	0	10,000
ST. CLOUD REGIONAL AIRPORT	X-WIND RWY 5/23 EXTENSION - DESIGN	350,000	332,500	0	17,500
ST. CLOUD REGIONAL AIRPORT	SRE - PLOW TRUCK	150,000	142,500	0	7,500
ST. CLOUD REGIONAL AIRPORT	AIRPORT SERVICE VEHICLE - PICK-UP TRUCK	20,500	0	13,667	6,833
STAPLES MUNICIPAL AIRPORT	AIRCRAFT STORAGE HANGAR [HANGAR LOAN]	300,000	285,000	0	15,000
STAPLES MUNICIPAL AIRPORT	SRE STORAGE BUILDING	200,000	190,000	0	10,000
STAPLES MUNICIPAL AIRPORT	UPDATE AIRPORT ZONING ORDINANCE: RUNWAY EXTENSION	20,000	0	14,000	6,000
WALKER MUNICIPAL AIRPORT	ARRIVAL/DEPART. BLDG.	100,000	95,000	0	5,000
WALKER MUNICIPAL AIRPORT	SKIDLOADER / BRUSH HOG / MOWER	50,000	0	33,333	16,667
Summary for Year = 2011 (47 projects)		\$10,430,175	\$8,063,100	\$1,239,144	\$1,127,931

ATP: 3

Fiscal Year: 2012

STIP for FY 2011 - 2014

Airport	Description	Total Project Cost	FAA Funding	State Funding	Municipal Funding
BACKUS MUNICIPAL AIRPORT	RWY & TWY IRRIGATION SYSTEM	20,000	0	16,000	4,000
BACKUS MUNICIPAL AIRPORT	CLEAR & GRUB FOR WINDSOCK	3,000	0	2,400	600
BRAINERD LAKES REGIONAL AIRPORT	ABANDON RUNWAY 12/30 AND RECONFIGURE TAXIWAY	1,000,000	950,000	0	50,000
BRAINERD LAKES REGIONAL AIRPORT	HIGHSPEED SNOWPLOW	580,000	551,000	0	29,000
BROOTEN MUNICIPAL AIRPORT	AIRPORT LAYOUT PLAN	63,175	0	50,540	12,635
BROOTEN MUNICIPAL AIRPORT	CRACK REPAIR & SEALING	7,000	0	5,600	1,400
BUFFALO MUNICIPAL AIRPORT	10-UNIT T-HANGAR - BUILDING	450,000	0	450,000	0
BUFFALO MUNICIPAL AIRPORT	SECURITY FENCING - 10 FT. X 2700 FT.	85,000	80,750	0	4,250
BUFFALO MUNICIPAL AIRPORT	CRACK REPAIR & SEAL COAT - APRON, EX. TWY & TAXILANES	105,000	99,750	0	5,250
BUFFALO MUNICIPAL AIRPORT	10-UNIT T-HANGAR - SITE PREPARATION	150,000	0	75,000	75,000
CAMBRIDGE MUNICIPAL AIRPORT	AIRPORT SRE STORAGE BUILDING	250,000	237,500	0	12,500
LITTLE FALLS-MORRISON COUNTY AIRPORT	RWY 5/23 CONSTRUCTION - PHASE 1	1,449,000	1,376,550	0	72,450
LONG PRAIRIE MUNICIPAL AIRPORT - TODD FIELD	RUNWAY 16/34, TAXIWAY, APRON RECONSTRUCTION - CONSTRUCTION	1,200,000	1,140,000	0	60,000
LONG PRAIRIE MUNICIPAL AIRPORT - TODD FIELD	UPDATE ZONING ORDINANCE	50,000	0	35,000	15,000
LONGVILLE MUNICIPAL AIRPORT	NE BUILDING AREA	250,000	237,500	0	12,500
MAPLE LAKE MUNICIPAL AIRPORT	RUNWAY 10/28 - MILL AND OVERLAY	200,000	0	160,000	40,000
MILACA MUNICIPAL AIRPORT	MASTER PLAN/AIRPORT LAYOUT PLAN UPDATE	15,000	0	12,000	3,000
MILACA MUNICIPAL AIRPORT	PAVED PARKING LOT FOR A/D BLDG	40,000	0	32,000	8,000
MILACA MUNICIPAL AIRPORT	POWER GATE AND CHAIN LINK FENCE	25,000	0	20,000	5,000
MORA MUNICIPAL AIRPORT	DEER FENCING	200,000	190,000	0	10,000
MORA MUNICIPAL AIRPORT	X-WIND RWY 11/29 PHASE III - FINAL	650,000	617,500	0	32,500
PAYNESVILLE MUNICIPAL AIRPORT	ENVIRONMENTAL ASSESSMENT FOR PARALLEL TAXIWAY	80,000	76,000	0	4,000
PINE RIVER REGIONAL AIRPORT	EXTEND RWY 16/34 - LAND	200,000	190,000	0	10,000
PRINCETON MUNICIPAL AIRPORT	LAND/EASEMENTS - TURF CROSSWIND RUNWAY	410,000	389,500	0	20,500
PRINCETON MUNICIPAL AIRPORT	E.A. PHASE II - TURF CROSSWIND RUNWAY	80,000	76,000	0	4,000

ATP: 3

Fiscal Year: 2012

STIP for FY 2011 - 2014

Airport	Description	Total Project Cost	FAA Funding	State Funding	Municipal Funding
PRINCETON MUNICIPAL AIRPORT	WEST SIDE LAND ACQ. - TURF CROSSWIND RUNWAY	500,000	475,000	0	25,000
REMER MUNICIPAL AIRPORT	BRUSHING	5,000	0	0	5,000
SAUK CENTRE MUNICIPAL AIRPORT	EA FOR RUNWAY EXTENSION	50,000	47,500	0	2,500
ST. CLOUD REGIONAL AIRPORT	PAVEMENT MAINTENANCE - CRACK SEAL (BIDS MAR 2012)	25,000	0	17,500	7,500
ST. CLOUD REGIONAL AIRPORT	X-WIND RWY 5/23 - GLIDE SLOPE	500,000	0	500,000	0
ST. CLOUD REGIONAL AIRPORT	G.A. A/D BUILDING - REROOF & REMODEL	35,000	0	24,500	10,500
ST. CLOUD REGIONAL AIRPORT	X-WIND TWY EXTENSION - CONSTRUCTION	2,000,000	1,900,000	0	100,000
ST. CLOUD REGIONAL AIRPORT	X-WIND RWY 5/23 - RECONSTRUCT, WIDEN, & EXTEND (6400' X 100')	4,000,000	3,800,000	0	200,000
ST. CLOUD REGIONAL AIRPORT	X-WIND RWY 5/23 - MALSR	775,000	736,250	0	38,750
ST. CLOUD REGIONAL AIRPORT	X-WIND RWY 5/23 - HIRLS	155,000	147,250	0	7,750
ST. CLOUD REGIONAL AIRPORT	SOUTH G.A. SITE DEVELOPMENT - CONSTRUCTION	2,000,000	1,900,000	0	100,000
STAPLES MUNICIPAL AIRPORT	ENTRANCE ROAD/HANGAR AREA/PARKING LOT REHAB	100,000	0	70,000	30,000
STAPLES MUNICIPAL AIRPORT	CONSTRUCT ACCESS ROAD - NEW HANGAR AREA	57,000	0	39,900	17,100
WALKER MUNICIPAL AIRPORT	SNOWPLOW	135,000	128,250	0	6,750
Summary for Year = 2012 (39 projects)		\$17,899,175	\$15,346,300	\$1,510,440	\$1,042,435

ATP: 3

Fiscal Year: 2013

STIP for FY 2011 - 2014

Airport	Description	Total Project Cost	FAA Funding	State Funding	Municipal Funding
BACKUS MUNICIPAL AIRPORT	LOW INTENSITY RUNWAY LIGHTS (LIRLS) & PAPIS	15,000	0	12,000	3,000
BRAINERD LAKES REGIONAL AIRPORT	MALSR - RWY 05	290,800	276,260	0	14,540
BRAINERD LAKES REGIONAL AIRPORT	10' MOWER	90,000	0	60,003	29,997
BRAINERD LAKES REGIONAL AIRPORT	AIRPORT MAINTENANCE TRUCK	30,000	0	20,001	9,999
BROOTEN MUNICIPAL AIRPORT	CRACK REPAIR AND SEALING	10,000	0	8,000	2,000
BUFFALO MUNICIPAL AIRPORT	SNOW REMOVAL EQUIPMENT - TRACKLESS SNOWPLOW	55,000	52,250	0	2,750
CAMBRIDGE MUNICIPAL AIRPORT	RELOCATE AWOS	6,000	0	6,000	0
LITTLE FALLS-MORRISON COUNTY AIRPORT	RWY 5/23 CONSTRUCTION - PHASE 2	1,506,000	1,430,700	0	75,300
LONG PRAIRIE MUNICIPAL AIRPORT - TODD FIELD	EXTEND RWY 16/34 - ENVIRONMENTAL ASSESSMENT	90,000	85,500	0	4,500
LONGVILLE MUNICIPAL AIRPORT	TURF APRON CONSTRUCTION	25,000	0	17,500	7,500
MILACA MUNICIPAL AIRPORT	X-WIND RUNWAY CONSTRUCTION - PHASE I	200,000	0	160,000	40,000
MORA MUNICIPAL AIRPORT	TAXIWAY LIGHTING	220,000	209,000	0	11,000
MORA MUNICIPAL AIRPORT	10-UNIT T-HANGAR - CONSTRUCTION	600,000	570,000	0	30,000
MORA MUNICIPAL AIRPORT	10-UNIT T-HANGAR - SITE PREPARATION	50,000	47,500	0	2,500
PAYNESVILLE MUNICIPAL AIRPORT	LAND ACQUISITION FOR HANGAR AREA	140,000	0	98,000	42,000
PAYNESVILLE MUNICIPAL AIRPORT	PARALLEL TWY 11/29 - DESIGN AND CONSTRUCT	800,000	760,000	0	40,000
PAYNESVILLE MUNICIPAL AIRPORT	RUNWAY 11-29 LIGHTING IMPROVEMENTS - REIL'S & PAPI	160,000	152,000	0	8,000
PINE RIVER REGIONAL AIRPORT	EXTEND 16/34 & FUTURE X-WIND - DESIGN	85,000	80,750	0	4,250
PINE RIVER REGIONAL AIRPORT	FUTURE X-WIND RWY - LAND	200,000	190,000	0	10,000
PINE RIVER REGIONAL AIRPORT	X-WIND RWY - LAND EASEMENTS	100,000	95,000	0	5,000
PINE RIVER REGIONAL AIRPORT	RELOCATE AWOS	15,000	0	15,000	0
PRINCETON MUNICIPAL AIRPORT	TURF CROSSWIND RUNWAY - CONSTRUCTION	1,700,000	1,615,000	0	85,000
PRINCETON MUNICIPAL AIRPORT	PERIMETER SECURITY FENCING	300,000	285,000	0	15,000
PRINCETON MUNICIPAL AIRPORT	10-UNIT T-HANGAR - CONSTRUCTION	450,000	427,500	0	22,500
PRINCETON MUNICIPAL AIRPORT	FBO FACILITY	300,000	0	150,000	150,000
REMER MUNICIPAL AIRPORT	CLEARING & GRUBBING	10,000	0	8,000	2,000

ATP: 3

Fiscal Year: 2013

STIP for FY 2011 - 2014

Airport	Description	Total Project Cost	FAA Funding	State Funding	Municipal Funding
SAUK CENTRE MUNICIPAL AIRPORT	MIRLS - RWY 14/32	130,000	123,500	0	6,500
SAUK CENTRE MUNICIPAL AIRPORT	REPLACE LIGHTED WINDSOCK	6,000	5,700	0	300
SAUK CENTRE MUNICIPAL AIRPORT	REILS - 14 & 32	24,000	22,800	0	1,200
SAUK CENTRE MUNICIPAL AIRPORT	PAPIS - 14 & 32	46,000	43,700	0	2,300
SAUK CENTRE MUNICIPAL AIRPORT	MILL & OVERLAY RWY 14/32	235,000	223,250	0	11,750
SAUK CENTRE MUNICIPAL AIRPORT	LAND ACQUISITION - S RWY EXTENSION & RPZ	675,000	641,250	0	33,750
SAUK CENTRE MUNICIPAL AIRPORT	EXTEND RWY 14/32 - EAW	10,000	9,500	0	500
SAUK CENTRE MUNICIPAL AIRPORT	EXTEND & WIDEN RWY 14/32 TO 4000' X 75'	375,000	356,250	0	18,750
SAUK CENTRE MUNICIPAL AIRPORT	APPROACH CLEARING	30,000	28,500	0	1,500
SAUK CENTRE MUNICIPAL AIRPORT	PARALLEL TAXIWAY	480,000	456,000	0	24,000
ST. CLOUD REGIONAL AIRPORT	NORTH GA APRON REHABILITATION	1,000,000	950,000	0	50,000
ST. CLOUD REGIONAL AIRPORT	10-UNIT T-HANGAR	260,000	0	260,000	0
ST. CLOUD REGIONAL AIRPORT	HANGAR SITE PREPARATION	100,000	0	50,000	50,000
ST. CLOUD REGIONAL AIRPORT	PAVEMENT MAINTENANCE - CRACK SEAL (BIDS MAR 2013)	25,000	0	17,500	7,500
STAPLES MUNICIPAL AIRPORT	6-UNIT T-HANGAR [HANGAR LOAN]	180,000	0	180,000	0
WALKER MUNICIPAL AIRPORT	FBO BUILDING	140,000	0	70,000	70,000
WALKER MUNICIPAL AIRPORT	FENCING	250,000	237,500	0	12,500
Summary for Year = 2013 (43 projects)		\$11,413,800	\$9,374,410	\$1,132,004	\$907,386

ATP: 3

Fiscal Year: 2014

STIP for FY 2011 - 2014

Airport	Description	Total Project Cost	FAA Funding	State Funding	Municipal Funding
BRAINERD LAKES REGIONAL AIRPORT	GRADING & TAXILANE CONSTRUCTION TO EAST BUILDING AREA - COMMERCIAL HANGERS	350,000	332,500	0	17,500
BRAINERD LAKES REGIONAL AIRPORT	COLD STORAGE BUILDING	150,000	0	105,000	45,000
BROOTEN MUNICIPAL AIRPORT	CRACK REPAIR AND SEALING	10,000	0	8,000	2,000
BUFFALO MUNICIPAL AIRPORT	ENVIRONMENTAL ASSESSMENT - LAND ACQ. & EAST BUILDING AREA SITE	120,000	114,000	0	6,000
CAMBRIDGE MUNICIPAL AIRPORT	BUILDING AREA DEVELOPMENT (PAVE)	500,000	475,000	0	25,000
LITTLE FALLS-MORRISON COUNTY AIRPORT	RWY 5/23 ELECTRICAL - PHASE 3	252,000	239,400	0	12,600
LONG PRAIRIE MUNICIPAL AIRPORT - TODD FIELD	EXTEND RWY 16/34 - LAND ACQUISITION (30 ACRES)	150,000	142,500	0	7,500
MILACA MUNICIPAL AIRPORT	X-WIND RUNWAY CONSTRUCTION - PHASE II	200,000	0	160,000	40,000
PINE RIVER REGIONAL AIRPORT	CONSTRUCT X-WIND RWY	350,000	285,000	0	15,000
PINE RIVER REGIONAL AIRPORT	PARKING LOT	30,000	0	21,000	9,000
PINE RIVER REGIONAL AIRPORT	ACCESS ROAD TO SOUTH HANGAR AREA	20,000	19,000	0	1,000
REMER MUNICIPAL AIRPORT	ESTABLISH TURF	5,000	0	4,000	1,000
SAUK CENTRE MUNICIPAL AIRPORT	SECURITY FENCING	50,000	0	35,000	15,000
STAPLES MUNICIPAL AIRPORT	APRON REHABILITATION	200,000	190,000	0	10,000
STAPLES MUNICIPAL AIRPORT	ENVIRONMENTAL ASSESSMENT - RUNWAY EXTENSION	100,000	95,000	0	5,000
WALKER MUNICIPAL AIRPORT	8-UNIT T-HANGAR - SITE PREP	100,000	95,000	0	5,000
WALKER MUNICIPAL AIRPORT	8-UNIT T-HANGAR	200,000	190,000	0	10,000
Summary for Year = (17 projects)		\$2,737,000	\$2,177,400	\$333,000	\$226,600

ATP: 4

Fiscal Year: 2011

STIP for FY 2011 - 2014

Airport	Description	Total Project Cost	FAA Funding	State Funding	Municipal Funding
ALEXANDRIA MUNICIPAL AIRPORT - CHANDLER FIELD	FUEL FARM UPDATE	10,000	0	5,000	5,000
ALEXANDRIA MUNICIPAL AIRPORT - CHANDLER FIELD	MULTI-PURPOSE SNOW REMOVAL EQUIPMENT	150,000	142,500	0	7,500
BENSON MUNICIPAL AIRPORT - VETERANS FIELD	AIRPORT ENTRANCE SIGNAGE	20,000	0	14,000	6,000
BENSON MUNICIPAL AIRPORT - VETERANS FIELD	ARRIVAL/DEPARTURE BUILDING IMPROVEMENTS	25,000	0	17,500	7,500
BENSON MUNICIPAL AIRPORT - VETERANS FIELD	SEPTIC SYSTEM IMPROVEMENTS	50,000	0	35,000	15,000
BENSON MUNICIPAL AIRPORT - VETERANS FIELD	STREET LIGHTING FOR ENTRANCE ROAD - NEW LIGHT ELEMENTS	20,000	0	14,000	6,000
DETROIT LAKES MUNICIPAL AIRPORT - WETHING FIELD	T-HANGAR [HANGAR LOAN]	2,400,000	0	2,400,000	0
DETROIT LAKES MUNICIPAL AIRPORT - WETHING FIELD	LAND ACQUISITION - HOWARD PROPERTY	50,000	47,500	0	2,500
DETROIT LAKES MUNICIPAL AIRPORT - WETHING FIELD	LAND ACQUISITION - TESSMAN PROPERTY	334,072	317,368	0	16,704
DETROIT LAKES MUNICIPAL AIRPORT - WETHING FIELD	EXPAND PARKING LOT	10,500	0	7,350	3,150
DETROIT LAKES MUNICIPAL AIRPORT - WETHING FIELD	HANGAR SITE PREPARATION	150,000	0	75,000	75,000
DETROIT LAKES MUNICIPAL AIRPORT - WETHING FIELD	RENOVATE MAINTENANCE BUILDING	70,000	0	49,000	21,000
DETROIT LAKES MUNICIPAL AIRPORT - WETHING FIELD	T-HANGAR (LOCAL PORTION)	600,000	0	0	600,000
ELBOW LAKE MUNICIPAL AIRPORT-PRIDE OF THE PRAIRIE	EXPAND AIRCRAFT PARKING APRON	350,000	332,500	0	17,500
FERGUS FALLS MUNICIPAL AIRPORT-EINAR MICKELSON FLD	HANGAR ACCESS ROAD - RECONSTRUCTION	50,000	0	35,000	15,000
GLENWOOD MUNICIPAL AIRPORT	SRE - LOADER, PLOW, BLOWER, BUCKET, BROOM	332,000	315,400	0	16,600
GLENWOOD MUNICIPAL AIRPORT	SRE MAINTENANCE FACILITY	225,000	213,750	0	11,250
GLENWOOD MUNICIPAL AIRPORT	JD 265 - MOWER	11,000	0	7,334	3,666
GLENWOOD MUNICIPAL AIRPORT	MOWER JD HX15	16,500	0	11,001	5,499
HAWLEY MUNICIPAL AIRPORT	MASTER PLAN	90,000	85,500	0	4,500
HAWLEY MUNICIPAL AIRPORT	APRON REHABILITATION (NOT FAA ELIGIBLE) - HANGAR AREA 1 AND APRON	90,000	0	63,000	27,000
HAWLEY MUNICIPAL AIRPORT	APRON REHABILITATION (NOT FAA ELIGIBLE) - HANGARS 2, 3, AND 4	229,880	0	160,916	68,964
HENNING MUNICIPAL AIRPORT	VASI'S	2,000	0	1,600	400
HENNING MUNICIPAL AIRPORT	3-FUNCTION RADIO CONTROLLER	3,000	0	2,400	600
HENNING MUNICIPAL AIRPORT	FENCING	15,000	0	12,000	3,000

ATP: 4

Fiscal Year: 2011

STIP for FY 2011 - 2014

Airport	Description	Total Project Cost	FAA Funding	State Funding	Municipal Funding
HENNING MUNICIPAL AIRPORT	RUNWAY LIGHTS	5,000	0	4,000	1,000
HERMAN MUNICIPAL AIRPORT	ENERGY EFFICIENT WINDOWS FOR THE A/D BUILDING	3,400	0	2,720	680
MAHNOMEN COUNTY AIRPORT	MOWER	20,000	0	13,333	6,667
MOORHEAD MUNICIPAL AIRPORT	T HANGAR SITE IMPROVEMENTS AND 10-UNIT TEE HANGAR	600,000	570,000	0	30,000
MOORHEAD MUNICIPAL AIRPORT	EXTEND TAXIWAY FOR 10-UNIT-HANGAR	150,000	0	105,000	45,000
MORRIS MUNICIPAL AIRPORT - CHARLIE SCHMIDT FIELD	PARALLEL TAXIWAY (RWY14/32) - CONSTRUCT	1,250,000	1,187,500	0	62,500
MORRIS MUNICIPAL AIRPORT - CHARLIE SCHMIDT FIELD	HEATING/WEATHER STRIPPING AND INSULATION FOR HANGAR	55,000	0	27,500	27,500
MORRIS MUNICIPAL AIRPORT - CHARLIE SCHMIDT FIELD	NEW CARPET FOR A/D BUILDING AND PAINT CEILING	3,500	0	2,450	1,050
ORTONVILLE MUNICIPAL AIRPORT - MARTINSON FIELD	HANGAR PAVING	30,000	28,500	0	1,500
ORTONVILLE MUNICIPAL AIRPORT - MARTINSON FIELD	JET A FUEL SYSTEM	160,000	152,000	0	8,000
PELICAN RAPIDS MUNICIPAL AIRPORT - LYON'S FIELD	8 UNIT HANGAR	350,000	0	350,000	0
PELICAN RAPIDS MUNICIPAL AIRPORT - LYON'S FIELD	HANGAR SITE PREP (GRADE & PAVE PAD) - TEE HANGAR	130,000	0	65,000	65,000
PELICAN RAPIDS MUNICIPAL AIRPORT - LYON'S FIELD	HANGAR SITE PREP - PRIVATE HANGAR AREA	25,000	0	12,500	12,500
PERHAM MUNICIPAL AIRPORT	SITE PREP AND CONCRETE WORK FOR HANGAR	225,000	0	180,000	45,000
STARBUCK MUNICIPAL AIRPORT	LIGHTED WINDSOCK	6,000	0	4,800	1,200
WADENA MUNICIPAL AIRPORT	MILL AND OVERLAY RUNWAY	425,000	403,750	0	21,250
WADENA MUNICIPAL AIRPORT	PAVED RUNWAY EXTENSION	180,000	171,000	0	9,000
WADENA MUNICIPAL AIRPORT	PAVED TAXIWAY EXTENSION	100,000	95,000	0	5,000
WADENA MUNICIPAL AIRPORT	SRE - BLOWER ATTACHMENT	100,000	95,000	0	5,000
WADENA MUNICIPAL AIRPORT	TURF CROSSWIND RUNWAY CONSTRUCTION	200,000	190,000	0	10,000
WADENA MUNICIPAL AIRPORT	ADDITIONAL AIRFIELD PERIMETER FENCE	50,000	47,500	0	2,500
WHEATON MUNICIPAL AIRPORT	SNOW REMOVAL EQUIPMENT	100,000	0	66,667	33,333
Summary for Year = 2011 (47 projects)		\$9,471,852	\$4,394,768	\$3,744,070	\$1,333,014

ATP: 4

Fiscal Year: 2012

STIP for FY 2011 - 2014

Airport	Description	Total Project Cost	FAA Funding	State Funding	Municipal Funding
APPLETON MUNICIPAL AIRPORT	BITUMINOUS OVERLAY	250,000	0	200,000	50,000
BENSON MUNICIPAL AIRPORT - VETERANS FIELD	LAND ACQUISITION - SEGMENT OF RWY 32 RPZ	25,000	23,750	0	1,250
DETROIT LAKES MUNICIPAL AIRPORT - WETHING FIELD	EXTEND PARALLEL TXY 13/31	800,000	760,000	0	40,000
ELBOW LAKE MUNICIPAL AIRPORT-PRIDE OF THE PRAIRIE	CRACK REPAIR AND SEALING	25,000	23,750	0	1,250
FERGUS FALLS MUNICIPAL AIRPORT-EINAR MICKELSON FLD	UPDATE SEWER SYSTEM	20,000	0	14,000	6,000
FERGUS FALLS MUNICIPAL AIRPORT-EINAR MICKELSON FLD	MULTI UNIT TEE HANGAR CONSTRUCTION	500,000	475,000	0	25,000
FERGUS FALLS MUNICIPAL AIRPORT-EINAR MICKELSON FLD	HANGAR SITE PREPARATION AND PAVING	300,000	0	210,000	90,000
GLENWOOD MUNICIPAL AIRPORT	CRACK REPAIR & SEAL COATING	45,000	42,750	0	2,250
GLENWOOD MUNICIPAL AIRPORT	DRAINAGE PLAN AND GRADING	225,000	213,750	0	11,250
HAWLEY MUNICIPAL AIRPORT	SEAL COAT RUNWAY, APRON, ENTRANCE ROAD	69,000	65,550	0	3,450
HENNING MUNICIPAL AIRPORT	SNOW REMOVAL EQUIPMENT	15,000	0	12,000	3,000
MAHNOMEN COUNTY AIRPORT	NEW APRON (350' X 200')	244,000	231,800	0	12,200
MAHNOMEN COUNTY AIRPORT	RELOCATE PRIVATE HANGAR #7	20,000	19,000	0	1,000
MOORHEAD MUNICIPAL AIRPORT	JUSTIFICATION REPORT - EXTEND RWY 12/30	20,000	19,000	0	1,000
MORRIS MUNICIPAL AIRPORT - CHARLIE SCHMIDT FIELD	RUNWAY LENGTH JUSTIFICATION STUDY	10,000	9,500	0	500
MORRIS MUNICIPAL AIRPORT - CHARLIE SCHMIDT FIELD	TRUCK, SNOWPLOW, AND SNOWBLOWER	160,000	152,000	0	8,000
ORTONVILLE MUNICIPAL AIRPORT - MARTINSON FIELD	RECONSTRUCT ENTRANCE ROAD AND PARKING LOT	125,000	118,750	0	6,250
ORTONVILLE MUNICIPAL AIRPORT - MARTINSON FIELD	CONSTRUCT TAXIWAY (FINISH TAXIWAY TO HANGAR SITES)	140,000	133,000	0	7,000
PERHAM MUNICIPAL AIRPORT	T-HANGAR [LOAN]	300,000	0	240,000	60,000
WADENA MUNICIPAL AIRPORT	SNOW REMOVAL EQUIPMENT STORAGE BUILDING	180,000	171,000	0	9,000
WADENA MUNICIPAL AIRPORT	FARM TRACTOR WITH 12' MOWER	100,000	0	66,670	33,330
WADENA MUNICIPAL AIRPORT	DRAINAGE IMPROVEMENTS - HANGAR AREA	50,000	47,500	0	2,500

ATP: 4

Fiscal Year: 2012

STIP for FY 2011 - 2014

Airport	Description	Total Project Cost	FAA Funding	State Funding	Municipal Funding
Summary for Year = 2012 (22 projects)		\$3,623,000	\$2,506,100	\$742,670	\$374,230

ATP: 4

Fiscal Year: 2013

STIP for FY 2011 - 2014

Airport	Description	Total Project Cost	FAA Funding	State Funding	Municipal Funding
BENSON MUNICIPAL AIRPORT - VETERANS FIELD	JET FUEL FACILITY (SELF FUEL)	50,000	47,500	0	2,500
DETROIT LAKES MUNICIPAL AIRPORT - WETHING FIELD	RECONSTRUCT RWY 13/31 (4500' X 100')	4,140,000	3,933,000	0	207,000
FERGUS FALLS MUNICIPAL AIRPORT-EINAR MICKELSON FLD	EXTEND CITY WATER AND SEWER	300,000	0	210,000	90,000
GLENWOOD MUNICIPAL AIRPORT	SECURITY CAMERAS	15,000	0	0	15,000
GLENWOOD MUNICIPAL AIRPORT	ZONING ORDINANCE UPDATE	35,000	0	24,500	10,500
HAWLEY MUNICIPAL AIRPORT	TEE HANGAR SITE PREPARATION & PAVING	269,000	255,550	0	13,450
HENNING MUNICIPAL AIRPORT	MOWER	15,000	0	12,000	3,000
MAHNOMEN COUNTY AIRPORT	A/D BUILDING	150,000	114,000	21,000	15,000
MOORHEAD MUNICIPAL AIRPORT	ENVIRONMENTAL ASSESSMENT - EXTEND RUNWAY 12/30	50,000	47,500	0	2,500
MOORHEAD MUNICIPAL AIRPORT	AIRPORT PAVEMENT REHABILITATION	20,000	0	14,000	6,000
MORRIS MUNICIPAL AIRPORT - CHARLIE SCHMIDT FIELD	4-UNIT T-HANGAR WITH EQUIPMENT STORAGE BAY	180,000	171,000	0	9,000
MORRIS MUNICIPAL AIRPORT - CHARLIE SCHMIDT FIELD	ENVIRONMENTAL ASSESSMENT - 500' RUNWAY EXTENSION	65,000	61,750	0	3,250
MORRIS MUNICIPAL AIRPORT - CHARLIE SCHMIDT FIELD	HANGAR SITE PREPARATION	25,000	23,750	0	1,250
ORTONVILLE MUNICIPAL AIRPORT - MARTINSON FIELD	ARRIVAL/DEPARTURE BUILDING	150,000	142,500	0	7,500
PERHAM MUNICIPAL AIRPORT	SNOW PLOW TRUCK	120,000	0	80,000	40,000
STARBUCK MUNICIPAL AIRPORT	LARGE MOWER/TRACTOR	25,000	0	20,000	5,000
WADENA MUNICIPAL AIRPORT	AVIATION FUEL SYSTEM (JET)	40,000	38,000	0	2,000
WADENA MUNICIPAL AIRPORT	REHABILITATE AIRPORT ACCESS ROAD	130,000	123,500	0	6,500
WHEATON MUNICIPAL AIRPORT	HANGAR SITE PREP/PRIVATE HANGARS - LEAD-IN TAXIWAYS ONLY ELIGIBLE	100,000	95,000	0	5,000
WHEATON MUNICIPAL AIRPORT	PAVED APRON EXPANSION/REHAB	150,000	142,500	0	7,500
Summary for Year = (20 projects)		\$6,029,000	\$5,195,550	\$381,500	\$451,950

ATP: 4

Fiscal Year: 2014

STIP for FY 2011 - 2014

Airport	Description	Total Project Cost	FAA Funding	State Funding	Municipal Funding
ALEXANDRIA MUNICIPAL AIRPORT - CHANDLER FIELD	MILL AND OVERLAY APRON/TAXIWAY/RUNWAY & 13/31 LIGHTS	750,000	712,500	0	37,500
BENSON MUNICIPAL AIRPORT - VETERANS FIELD	CONSTRUCT NEW RUNWAY	2,700,000	2,565,000	0	135,000
DETROIT LAKES MUNICIPAL AIRPORT - WETHING FIELD	EXTEND RWY 31 - 800' & WIDEN TO 100'	4,140,000	3,933,000	0	207,000
GLENWOOD MUNICIPAL AIRPORT	AG SPRAY WASH FACILITY	35,000	0	0	35,000
GLENWOOD MUNICIPAL AIRPORT	HANGAR SITE PREPARATION	50,000	47,500	0	2,500
HAWLEY MUNICIPAL AIRPORT	8-UNIT TEE HANGAR	276,000	262,200	0	13,800
MOORHEAD MUNICIPAL AIRPORT	T-HANGAR SITE IMPROVEMENTS AND CONSTRUCT NEW T-HANGAR	600,000	570,000	0	30,000
MOORHEAD MUNICIPAL AIRPORT	AIR EASEMENT - ZONING	15,000	0	15,000	0
MORRIS MUNICIPAL AIRPORT - CHARLIE SCHMIDT FIELD	EXTEND RUNWAY - 500' - LAND ACQUISITION	50,000	47,500	0	2,500
MORRIS MUNICIPAL AIRPORT - CHARLIE SCHMIDT FIELD	EXTEND RUNWAY 500' - DESIGN	150,000	142,500	0	7,500
ORTONVILLE MUNICIPAL AIRPORT - MARTINSON FIELD	CONSTRUCT PARALLEL TAXIWAY	1,000,000	950,000	0	50,000
PELICAN RAPIDS MUNICIPAL AIRPORT - LYON'S FIELD	SEAL COAT APRON AND TAXILANES	30,000	0	24,000	6,000
PERHAM MUNICIPAL AIRPORT	BEACON	30,000	0	24,000	6,000
STARBUCK MUNICIPAL AIRPORT	FENCING	20,000	0	16,000	4,000
WHEATON MUNICIPAL AIRPORT	MULTI PLANE STORAGE HANGAR	200,000	0	160,000	40,000
WHEATON MUNICIPAL AIRPORT	HANGAR SITE DEVELOPMENT	200,000	190,000	0	10,000
Summary for Year = (16 projects)		\$10,246,000	\$9,420,200	\$239,000	\$586,800

ATP: 6

Fiscal Year: 2011

STIP for FY 2011 - 2014

Airport	Description	Total Project Cost	FAA Funding	State Funding	Municipal Funding
ALBERT LEA MUNICIPAL AIRPORT	APRON BITUMINOUS OVERLAY {STATE FUNDED}	436,000	0	305,200	130,800
ALBERT LEA MUNICIPAL AIRPORT	CONSTRUCT ARRIVAL/DEPARTURE {A/D} BUILDING	995,000	0	696,500	298,500
ALBERT LEA MUNICIPAL AIRPORT	CONSTRUCT FIXED-BASE OPERATOR {FBO} HANGAR	1,200,000	0	600,000	600,000
ALBERT LEA MUNICIPAL AIRPORT	LANDSIDE PARKING EXPANSION	100,000	0	70,000	30,000
ALBERT LEA MUNICIPAL AIRPORT	SWEEPER ATTACHMENT	45,000	0	30,150	14,850
ALBERT LEA MUNICIPAL AIRPORT	DEMOLISH LARGE WOOD HANGAR (OBSTRUCTION REMOVAL)	31,500	29,925	0	1,575
AUSTIN MUNICIPAL AIRPORT	TRUCK & SNOWPLOW	100,000	95,000	0	5,000
AUSTIN MUNICIPAL AIRPORT	HANGAR SITE IMPROVEMENTS	150,000	0	75,000	75,000
DODGE CENTER MUNICIPAL AIRPORT	8-UNIT T-HANGAR CONSTRUCTION	400,000	380,000	0	20,000
FARIBAULT MUNICIPAL AIRPORT	MOWER WITH SNOW BLOWER ATTACHMENT	60,000	0	40,200	19,800
FARIBAULT MUNICIPAL AIRPORT	TELEPHONE UPGRADE IN ARRIVAL/DEPARTURE (A/D) BUILDING	4,000	0	2,800	1,200
FARIBAULT MUNICIPAL AIRPORT	HANGAR SITE PREPARATION	150,000	0	75,000	75,000
FARIBAULT MUNICIPAL AIRPORT	RUNWAY 12/30 & APRON OVERLAY, PARALLEL TAXIWAY & TAXILANES - CONSTRUCTION	2,200,000	2,090,000	0	110,000
FARIBAULT MUNICIPAL AIRPORT	RUNWAY 1/19 (2,300' X 175' TURF) - CONSTRUCTION	875,000	831,250	0	43,750
FARIBAULT MUNICIPAL AIRPORT	RUNWAY 1/19 - LAND ACQUISITION	250,000	237,500	0	12,500
FARIBAULT MUNICIPAL AIRPORT	10-UNIT T-HANGAR BUILDING	450,000	0	450,000	0
HOUSTON COUNTY AIRPORT	LAND ACQUISITION	525,000	498,750	0	26,250
HOUSTON COUNTY AIRPORT	AWOS INSTALLATION	125,000	0	125,000	0
HOUSTON COUNTY AIRPORT	DESIGN RUNWAY 13/31 RELOCATION	375,000	356,250	0	18,750
OWATONNA DEGNER REGIONAL AIRPORT	PAVEMENT REHABILITATION PROJECT	33,000	31,350	0	1,650
OWATONNA DEGNER REGIONAL AIRPORT	LAND ACQUISITION-WEST BUILDING AREA	400,000	380,000	0	20,000
PRESTON - FILLMORE COUNTY AIRPORT	SRE BLOWEER ATTACHMENT	80,000	76,000	0	4,000
PRESTON - FILLMORE COUNTY AIRPORT	PAPIS	60,000	57,000	0	3,000
PRESTON - FILLMORE COUNTY AIRPORT	REPLACE RUNWAY WIRING	87,100	82,745	0	4,355

ATP: 6

Fiscal Year: 2011

STIP for FY 2011 - 2014

Airport	Description	Total Project Cost	FAA Funding	State Funding	Municipal Funding
RED WING REGIONAL AIRPORT	ARRIVAL/DEPARTURE EXPANSION	150,000	0	105,000	45,000
ROCHESTER INTERNATIONAL AIRPORT	DEICING FACILITY - TERMINAL APRON (DESIGN ONLY)	260,000	0	182,000	78,000
ROCHESTER INTERNATIONAL AIRPORT	TERMINAL BUILDING LOBBY & TICKETING UPGRADES-TSA BAGGAGE SCREENING	1,900,000	0	0	1,900,000
ROCHESTER INTERNATIONAL AIRPORT	SECURITY BADGING SYSTEM UPGRADES	25,000	0	17,500	7,500
ROCHESTER INTERNATIONAL AIRPORT	RUNWAY INCURSION PREVENTION/ASSET TRACKING MANAGEMENT SYSTEM	450,000	0	315,000	135,000
ROCHESTER INTERNATIONAL AIRPORT	PAVEMENT MANAGEMENT SYSTEM	70,000	0	0	70,000
ROCHESTER INTERNATIONAL AIRPORT	HVAC UPGRADES & CONTROLS-ATCT, MAINT FAC & TERM AIR HANDLE SYS & BOILER EFF IMPROVE	400,000	0	280,000	120,000
ROCHESTER INTERNATIONAL AIRPORT	AIRPORT RESTAURANT REMODEL	500,000	0	250,000	250,000
ROCHESTER INTERNATIONAL AIRPORT	AIRPORT MAINTENANCE EQUIPMENT - ELECTRIC PERSONNEL LIFT & TRAILER	40,000	0	26,800	13,200
ROCHESTER INTERNATIONAL AIRPORT	800 MHZ RADIO SYSTEM	75,000	0	52,500	22,500
ROCHESTER INTERNATIONAL AIRPORT	TAXIWAY B, B2, B3, B4, A8 BITUMINOUS REHAB, SECURITY GATE AUTOMATION	525,000	498,750	0	26,250
ROCHESTER INTERNATIONAL AIRPORT	BRATAAS DRIVE & AIR COMMERCE DRIVE REHAB W/NEW ENTRANCE SIGN ON HELGERSON DRIVE	530,000	0	371,000	159,000
ROCHESTER INTERNATIONAL AIRPORT	SRE EQUIPMENT-FRONT END WHEEL LOADER	180,000	0	120,600	59,400
RUSHFORD MUNICIPAL AIRPORT	SIGNAGE FOR ARRIVAL/DEPARTURE {A/D} BUILDING	5,000	0	3,500	1,500
RUSHFORD MUNICIPAL AIRPORT	RELOCATE AND UPGRADE FUEL SYSTEM	50,000	47,500	0	2,500
RUSHFORD MUNICIPAL AIRPORT	AUTOMATED WEATHER OBSERVATION SYSTEM {AWOS}	100,000	0	100,000	0
WINONA MUNICIPAL AIRPORT - MAX CONRAD FIELD	MOWERS (1 SMALL, 1 LARGE)	96,000	0	64,320	31,680
WINONA MUNICIPAL AIRPORT - MAX CONRAD FIELD	FUEL FACILITY	62,000	0	31,000	31,000
WINONA MUNICIPAL AIRPORT - MAX CONRAD FIELD	AIRFIELD SIGNAGE	425,000	403,750	0	21,250
WINONA MUNICIPAL AIRPORT - MAX CONRAD FIELD	RUNWAY AND TAXIWAY DESIGN	600,000	570,000	0	30,000
Summary for Year = 2011 (44 projects)		\$15,574,600	\$6,665,770	\$4,389,070	\$4,519,760

ATP: 6

Fiscal Year: 2012

STIP for FY 2011 - 2014

Airport	Description	Total Project Cost	FAA Funding	State Funding	Municipal Funding
ALBERT LEA MUNICIPAL AIRPORT	FEE SIMPLE LAND PURCHASE - ULLAND PIT	70,035	66,533	0	3,502
ALBERT LEA MUNICIPAL AIRPORT	CONSTRUCT 10-UNIT T-HANGAR	425,000	0	425,000	0
ALBERT LEA MUNICIPAL AIRPORT	FUEL SYSTEM UPGRADE	45,000	0	22,500	22,500
AUSTIN MUNICIPAL AIRPORT	UPDATE FUEL SYSTEM	30,000	0	15,000	15,000
DODGE CENTER MUNICIPAL AIRPORT	GENERAL AVIATION {GA} HANGARS TAXIWAY EXPANSION	400,000	380,000	0	20,000
HOUSTON COUNTY AIRPORT	RUNWAY 13/31 RELOCATION (PHASE I)	1,897,000	1,802,150	0	94,850
OWATONNA DEGNER REGIONAL AIRPORT	AIRPORT PERIMETER FENCE	1,500,000	1,425,000	0	75,000
PRESTON - FILLMORE COUNTY AIRPORT	T-HANGAR SITE PREP	76,900	73,055	0	3,845
PRESTON - FILLMORE COUNTY AIRPORT	T-HANGAR TAXILANES	69,900	66,405	0	3,495
RED WING REGIONAL AIRPORT	10 UNIT T-HANGERS	450,000	0	450,000	0
ROCHESTER INTERNATIONAL AIRPORT	CAT II ILS - RUNWAY 13/31 & GPS SYSTEM	850,000	0	850,000	0
ROCHESTER INTERNATIONAL AIRPORT	HVAC UPGRADES - HANGARS A & B W/ROOF REPLACEMENT ON HANGAR A	280,000	0	112,000	168,000
ROCHESTER INTERNATIONAL AIRPORT	NEW AIRFIELD MOWER & MOWER MOD #57	150,000	0	100,500	49,500
ROCHESTER INTERNATIONAL AIRPORT	SRE EQUIPMENT - SANDING/CHEMICAL TRUCK	200,000	0	134,000	66,000
ROCHESTER INTERNATIONAL AIRPORT	SRE EQUIPMENT - SUBURBAN W/AIRFIELD BRAKING EQUIPMENT	60,000	0	40,200	19,800
ROCHESTER INTERNATIONAL AIRPORT	TERMINAL BUILDING EXTERIOR REHAB	170,000	0	119,000	51,000
RUSHFORD MUNICIPAL AIRPORT	FIXED-BASE OPERATOR {FBO} MAINTENANCE BUILDING	275,000	0	137,500	137,500
WINONA MUNICIPAL AIRPORT - MAX CONRAD FIELD	RUNWAY AND TAXIWAY CONSTRUCTION PHASE I	2,950,000	2,802,500	0	147,500
Summary for Year = (18 projects)		\$9,898,835	\$6,615,643	\$2,405,700	\$877,492

ATP: 6

Fiscal Year: 2013

STIP for FY 2011 - 2014

Airport	Description	Total Project Cost	FAA Funding	State Funding	Municipal Funding
ALBERT LEA MUNICIPAL AIRPORT	RELOCATE GENERAL AVIATION {GA} HANGARS	100,000	95,000	0	5,000
DODGE CENTER MUNICIPAL AIRPORT	PARALLEL TAXIWAY ENVIRONMENTAL {16/34}	14,000	13,300	0	700
DODGE CENTER MUNICIPAL AIRPORT	PARALLEL TAXIWAY DESIGN {16/34}	60,000	57,000	0	3,000
FARIBAULT MUNICIPAL AIRPORT	PAST LAND PURCHASE (S.P. 6601-27)	264,000	250,800	0	13,200
FARIBAULT MUNICIPAL AIRPORT	WILDLIFE/SECURITY FENCING	450,000	427,500	0	22,500
HOUSTON COUNTY AIRPORT	RUNWAY 13/31 RELOCATION (PHASE II)	1,749,000	1,661,550	0	87,450
HOUSTON COUNTY AIRPORT	SITE PREPARATION FOR HANGARS	85,000	80,750	0	4,250
OWATONNA DEGNER REGIONAL AIRPORT	AIRCRAFT PARKING RAMP-WEST BUILDING AREA	600,000	570,000	0	30,000
OWATONNA DEGNER REGIONAL AIRPORT	CITY SEWER AND WATER EXTENSION-WEST BUILDING AREA	150,000	142,500	0	7,500
OWATONNA DEGNER REGIONAL AIRPORT	AUTO PARKING LOT EXTENSION	70,000	0	49,000	21,000
OWATONNA DEGNER REGIONAL AIRPORT	ONE-TON UTILITY TRUCK	80,000	0	53,333	26,667
PRESTON - FILLMORE COUNTY AIRPORT	4 UNIT T-HANGAR	100,000	95,000	0	5,000
RED WING REGIONAL AIRPORT	SECURITY PROJECTS - FENCING	500,000	475,000	0	25,000
RED WING REGIONAL AIRPORT	DE-ICING EQUIPMENT	30,000	0	21,000	9,000
ROCHESTER INTERNATIONAL AIRPORT	BITUMINOUS SHOULDERS W/RUNWAY END BLAST PADS - RUNWAY 13/31	2,724,000	2,587,800	0	136,200
ROCHESTER INTERNATIONAL AIRPORT	PASSENGER LOADING BRIDGE W/GPU, AIR	700,000	0	490,000	210,000
ROCHESTER INTERNATIONAL AIRPORT	SRE EQUIPMENT - HIGH SPEED BROOM	650,000	0	435,500	214,500
ROCHESTER INTERNATIONAL AIRPORT	T-HANGAR #6 10-UNIT BUILDING	375,000	0	375,000	0
ROCHESTER INTERNATIONAL AIRPORT	T-HANGAR #6 SITE DEVELOPMENT	175,000	0	87,500	87,500
RUSHFORD MUNICIPAL AIRPORT	ENVIRONMENTAL ASSESSMENT {EA}	120,000	114,000	0	6,000
WINONA MUNICIPAL AIRPORT - MAX CONRAD FIELD	RUNWAY AND TAXIWAY CONSTRUCTION PHASE II	3,250,000	3,087,500	0	162,500
Summary for Year = (21 projects)		\$12,246,000	\$9,657,700	\$1,511,333	\$1,076,967

ATP: 6

Fiscal Year: 2014

STIP for FY 2011 - 2014

Airport	Description	Total Project Cost	FAA Funding	State Funding	Municipal Funding
ALBERT LEA MUNICIPAL AIRPORT	PRECISION APPROACH PREP (ENVIRONMENTAL ASSESSMENT, LAND)	210,000	199,500	0	10,500
ALBERT LEA MUNICIPAL AIRPORT	ILS	525,000	0	525,000	0
AUSTIN MUNICIPAL AIRPORT	OBSTRUCTION REMOVAL	25,000	0	17,500	7,500
DODGE CENTER MUNICIPAL AIRPORT	PARALLEL TAXIWAY GRADING {16/34}	600,000	570,000	0	30,000
OWATONNA DEGNER REGIONAL AIRPORT	RIDING MOWER	60,000	0	40,000	20,000
PRESTON - FILLMORE COUNTY AIRPORT	SRE MAINTENANCE BUILDING	90,000	85,500	0	4,500
PRESTON - FILLMORE COUNTY AIRPORT	EA FOR CROSSWIND	60,000	57,000	0	3,000
RED WING REGIONAL AIRPORT	EA RUNWAY EXT.	500,000	475,000	0	25,000
ROCHESTER INTERNATIONAL AIRPORT	AIRFIELD PERIMETER ROAD	1,400,000	1,330,000	0	70,000
ROCHESTER INTERNATIONAL AIRPORT	EARTHWORK/GRADING/UTILITIES - MIDFIELD TERMINAL	9,425,000	8,953,750	0	471,250
ROCHESTER INTERNATIONAL AIRPORT	TAXIWAY A WIDENING W/BITUMINOUS SHOULDERS	5,286,000	5,021,700	0	264,300
ROCHESTER INTERNATIONAL AIRPORT	FUEL FARM UPGRADES - 40K AST W/CATWALKS	185,000	0	92,500	92,500
ROCHESTER INTERNATIONAL AIRPORT	INDUSTRIAL PARK ROAD EXTENSION	700,000	0	350,000	350,000
ROCHESTER INTERNATIONAL AIRPORT	LAND ACQUISITION - MIDFIELD TERMINAL	500,000	0	350,000	150,000
ROCHESTER INTERNATIONAL AIRPORT	SRE EQUIPMENT - SNOW BLOWER	750,000	0	502,500	247,500
RUSHFORD MUNICIPAL AIRPORT	LAND PURCHASES AND FENCING	350,000	332,500	0	17,500
WINONA MUNICIPAL AIRPORT - MAX CONRAD FIELD	RUNWAY AND TAXIWAY CONSTRUCTION PHASE III {ELEC/INC NEW SHELTER}	1,800,000	1,710,000	0	90,000
Summary for Year = (17 projects)		\$22,466,000	\$18,734,950	\$1,877,500	\$1,853,550

ATP: 7

Fiscal Year: 2011

STIP for FY 2011 - 2014

Airport	Description	Total Project Cost	FAA Funding	State Funding	Municipal Funding
BLUE EARTH MUNICIPAL AIRPORT	RWY 16-34 RECONST & EXTEND (1,200'), LIGHT, PARA TXWY 1,200' EXTEND, TERM AREA RECONST	3,300,000	3,135,000	0	165,000
BLUE EARTH MUNICIPAL AIRPORT	FIXED-BASE OPERATOR (FBO) HANGAR PEDESTRIAN WALKWAY	40,000	0	20,000	20,000
BLUE EARTH MUNICIPAL AIRPORT	RUNWAY 16 APPROACH LAND ACQUISITION - PHASE II	300,000	285,000	0	15,000
FAIRMONT MUNICIPAL AIRPORT	OVRLY RWY 13-31, TXWY, APR & LIGHT (HIRL, PAPI, RWY 13 REIL, RWY 31 MALSR)-DESIGN & CONSTRUCT	3,500,000	3,325,000	0	175,000
FAIRMONT MUNICIPAL AIRPORT	HANGAR AREA BITUMINOUS REPAIR (INSIDE HANGAR BUILDING)	30,000	0	15,000	15,000
FAIRMONT MUNICIPAL AIRPORT	HANGAR DOOR REPAIR	35,000	0	17,500	17,500
FAIRMONT MUNICIPAL AIRPORT	HANGAR LIGHT IMPROVEMENTS	75,000	0	37,500	37,500
FAIRMONT MUNICIPAL AIRPORT	MAINTENANCE UTILITY TRUCK	25,000	0	16,750	8,250
FAIRMONT MUNICIPAL AIRPORT	PARTITIONS IN EXISTING T-HANGARS	40,000	0	20,000	20,000
JACKSON MUNICIPAL AIRPORT	AIRPORT SIGNAGE	8,500	0	5,950	2,550
LE SUEUR MUNICIPAL AIRPORT	EA - LAND ACQ (RWY 13 RPZ, RWY 31 RPZ, PRIMARY SURF, PARA TXWY) & PARA TXWY CONSTRUCT	100,000	95,000	0	5,000
LUVERNE MUNICIPAL AIRPORT - QUENTIN AANENSON FIELD	WATER/SEWER EXTENSION TO AIRPORT	300,000	285,000	0	15,000
LUVERNE MUNICIPAL AIRPORT - QUENTIN AANENSON FIELD	MOWING ATTACHMENT	15,000	0	10,050	4,950
MANKATO REGIONAL AIRPORT - SOHLER FIELD	LAND	300,000	285,000	0	15,000
MANKATO REGIONAL AIRPORT - SOHLER FIELD	CORPORATE HANGAR	1,200,000	0	600,000	600,000
MANKATO REGIONAL AIRPORT - SOHLER FIELD	DESIGN OF (INT) PASSENGER SECURITY (TSA)	46,000	0	32,200	13,800
MANKATO REGIONAL AIRPORT - SOHLER FIELD	LAND	1,250,000	0	875,000	375,000
MANKATO REGIONAL AIRPORT - SOHLER FIELD	REPAIR EXISTING HANGAR	90,000	0	45,000	45,000
MANKATO REGIONAL AIRPORT - SOHLER FIELD	SLURRY SEAL TXY	60,000	0	42,000	18,000
NEW ULM MUNICIPAL AIRPORT	RECONSTRUCT CONNECTING TXWY	1,800,000	1,710,000	0	90,000
NEW ULM MUNICIPAL AIRPORT	TRACTOR, MOWER, AND SNOW BLOWER	125,000	0	83,333	41,667

ATP: 7

Fiscal Year: 2011

STIP for FY 2011 - 2014

Airport	Description	Total Project Cost	FAA Funding	State Funding	Municipal Funding
SLEEPY EYE MUNICIPAL AIRPORT	AIRPORT TAXIWAYS & APRON BITUMINOUS SURFACE RECONSTRUCTION	200,000	0	160,000	40,000
SPRINGFIELD MUNICIPAL AIRPORT	NEW MOWER	26,000	0	17,420	8,580
ST. JAMES MUNICIPAL AIRPORT	UPDATE AIRPORT ZONING ORDINANCE	50,000	0	35,000	15,000
WASECA MUNICIPAL AIRPORT	FUEL TANK REPLACEMENT	20,000	19,000	0	1,000
WASECA MUNICIPAL AIRPORT	HANGAR SITE TAXIWAY	150,000	142,500	0	7,500
WASECA MUNICIPAL AIRPORT	RUNWAY CRACK SEAL	50,000	47,500	0	2,500
WELLS MUNICIPAL AIRPORT	FEASIBILITY STUDY & ALP	30,000	0	24,000	6,000
WELLS MUNICIPAL AIRPORT	TAXIWAY CONSTRUCTION TO NEW HANGAR	30,000	0	15,000	15,000
WELLS MUNICIPAL AIRPORT	TRACTOR/LOADER/MOWER	28,000	0	18,760	9,240
WORTHINGTON MUNICIPAL AIRPORT	SPRAY WASH FACILITY	75,000	0	37,500	37,500
WORTHINGTON MUNICIPAL AIRPORT	BITUMINOUS RAMP RECONSTRUCTION	542,944	515,797	0	27,147
WORTHINGTON MUNICIPAL AIRPORT	6 UNIT T-HANGAR	580,700	0	580,700	0
WORTHINGTON MUNICIPAL AIRPORT	CHEMICAL STORAGE BUILDING	20,000	0	10,000	10,000
WORTHINGTON MUNICIPAL AIRPORT	FUEL TANK AND DISPENSER IMPROVEMENTS	185	0	93	93
Summary for Year = (35 projects)		\$14,442,329	\$9,844,797	\$2,718,756	\$1,878,776

ATP: 7

Fiscal Year: 2012

STIP for FY 2011 - 2014

Airport	Description	Total Project Cost	FAA Funding	State Funding	Municipal Funding
BLUE EARTH MUNICIPAL AIRPORT	ARRIVAL/DEPARTURE BUILDING EXPANSION	105,000	0	73,500	31,500
BLUE EARTH MUNICIPAL AIRPORT	SPRAY WASH FACILITY ROOF	85,000	0	59,500	25,500
FAIRMONT MUNICIPAL AIRPORT	PAST LAND PURCHASE (S.P. 4601-31)	93,300	88,635	0	4,665
FAIRMONT MUNICIPAL AIRPORT	FIXED-BASE OPERATOR (FBO) HANGAR EXPANSION	103,000	0	51,500	51,500
FAIRMONT MUNICIPAL AIRPORT	SEWAGE SYSTEM UPGRADES	87,000	0	60,900	26,100
JACKSON MUNICIPAL AIRPORT	8-UNIT T-HANGAR SITE PREPARATION	155,000	147,250	0	7,750
LE SUEUR MUNICIPAL AIRPORT	LAND ACQUISITION (21 AC) - RWY 13 RPZ, PRIMARY SURFACE & PARALLEL TAXIWAY	140,000	133,000	0	7,000
LIVERNE MUNICIPAL AIRPORT - QUENTIN AANENSON FIELD	ARRIVAL/DEPARTURE {A/D} BUILDING	150,000	142,500	0	7,500
LIVERNE MUNICIPAL AIRPORT - QUENTIN AANENSON FIELD	AUTO PARKING EXPANSION/ENTRANCE SECURITY	150,000	142,500	0	7,500
MANKATO REGIONAL AIRPORT - SOHLER FIELD	12-UNIT T-HANGAR	450,000	0	360,000	90,000
MANKATO REGIONAL AIRPORT - SOHLER FIELD	12-UNIT T-HANGAR SITE PREP	100,000	0	50,000	50,000
MANKATO REGIONAL AIRPORT - SOHLER FIELD	PUBLIC PARKING	482,000	0	337,400	144,600
MANKATO REGIONAL AIRPORT - SOHLER FIELD	TRACTOR BLOWER	140,000	0	98,000	42,000
MANKATO REGIONAL AIRPORT - SOHLER FIELD	(INT) PASSENGER SECURITY INSTALLATION	600,000	0	420,000	180,000
NEW ULM MUNICIPAL AIRPORT	UTILITY TRUCK	120,000	0	80,000	40,000
SLEEPY EYE MUNICIPAL AIRPORT	MAINTENANCE BUILDING	75,000	0	60,000	15,000
SPRINGFIELD MUNICIPAL AIRPORT	DESIGN TAXIWAY	150,000	142,500	0	7,500
SPRINGFIELD MUNICIPAL AIRPORT	NEW LOADER AND BLOWER	200,000	190,000	0	10,000
ST. JAMES MUNICIPAL AIRPORT	PROPERTY ACQUISITION FOR RUNWAY AND TAXIWAY EXTENSION (24 AC)	170,000	161,500	0	8,500
ST. JAMES MUNICIPAL AIRPORT	VHF TRANSMITTER	30,000	0	21,000	9,000
WASECA MUNICIPAL AIRPORT	80-FT X 80-FT HANGAR CONSTRUCTION	600,000	570,000	0	30,000
WELLS MUNICIPAL AIRPORT	TURF TAXIWAY CONSTRUCTION, DRAINAGE IMPROVEMENT	27,000	0	21,600	5,400
WELLS MUNICIPAL AIRPORT	TEMPORARY LIGHTING SYSTEM	20,000	0	16,000	4,000
WORTHINGTON MUNICIPAL AIRPORT	AIRPORT SIGN	18,000	0	12,600	5,400

ATP: 7

Fiscal Year: 2012

STIP for FY 2011 - 2014

Airport	Description	Total Project Cost	FAA Funding	State Funding	Municipal Funding
Summary for Year = 2012 (24 projects)		\$4,250,300	\$1,717,885	\$1,722,000	\$810,415

ATP: 7

Fiscal Year: 2013

STIP for FY 2011 - 2014

Airport	Description	Total Project Cost	FAA Funding	State Funding	Municipal Funding
BLUE EARTH MUNICIPAL AIRPORT	CONCRETE APRON EXPAND, HANGAR SITE TAXILANE (SOUTH END) - PHASE I	515,000	489,250	0	25,750
FAIRMONT MUNICIPAL AIRPORT	HANGAR SITE PREPARATION	125,000	118,750	0	6,250
JACKSON MUNICIPAL AIRPORT	8-UNIT T-HANGAR BUILDING	415,000	394,250	0	20,750
LE SUEUR MUNICIPAL AIRPORT	SLURRY SEAL TREATMENT - RUNWAY & CONNECTING TAXIWAYS	130,000	123,500	0	6,500
LE SUEUR MUNICIPAL AIRPORT	AIRPORT ACCESS ROAD DESIGN & CONSTRUCTION	125,000	0	87,500	37,500
LUVERNE MUNICIPAL AIRPORT - QUENTIN AANENSON FIELD	NEW HANGAR	300,000	0	300,000	0
LUVERNE MUNICIPAL AIRPORT - QUENTIN AANENSON FIELD		350,000	0	350,000	0
NEW ULM MUNICIPAL AIRPORT	HANGAR SITE DEV	150,000	0	75,000	75,000
SLEEPY EYE MUNICIPAL AIRPORT	6-UNIT T-HANGAR SITE PREPARATION	50,000	0	25,000	25,000
SLEEPY EYE MUNICIPAL AIRPORT	T-HANGAR ACCESS TAXILANES	50,000	0	40,000	10,000
SPRINGFIELD MUNICIPAL AIRPORT	TAXIWAY CONSTRUCTION PHASE I	525,000	498,750	0	26,250
ST. JAMES MUNICIPAL AIRPORT	RUNWAY AND TAXIWAY EXTENSION - DESIGN	250,000	237,500	0	12,500
WASECA MUNICIPAL AIRPORT	APRON RECLAMATION	190,000	180,500	0	9,500
WASECA MUNICIPAL AIRPORT	PAVED TAXILANE EXTENSION	50,000	47,500	0	2,500
WASECA MUNICIPAL AIRPORT	SNOW REMOVAL EQUIPMENT	160,000	152,000	0	8,000
WASECA MUNICIPAL AIRPORT	SNOW REMOVAL EQUIPMENT BUILDING	200,000	190,000	0	10,000
WELLS MUNICIPAL AIRPORT	HANGAR SITE PREPARATION	45,000	0	22,500	22,500
WELLS MUNICIPAL AIRPORT	T-HANGAR	220,000	0	220,000	0
WORTHINGTON MUNICIPAL AIRPORT	TAXIWAY C EXTENSION	1,210,250	1,149,738	0	60,513
Summary for Year = (19 projects)		\$5,060,250	\$3,581,738	\$1,120,000	\$358,513

ATP: 7

Fiscal Year: 2014

STIP for FY 2011 - 2014

Airport	Description	Total Project Cost	FAA Funding	State Funding	Municipal Funding
FAIRMONT MUNICIPAL AIRPORT	10-UNIT T-HANGAR BUILDING	515,000	489,250	0	25,750
JACKSON MUNICIPAL AIRPORT	ENVIRONMENTAL ASSESSMENT FOR RUNWAY 14-32	90,000	85,500	0	4,500
JACKSON MUNICIPAL AIRPORT	NEW FIXED-BASE (FBO) HANGAR	515,000	0	257,500	257,500
LE SUEUR MUNICIPAL AIRPORT	DESIGN NW PARALLEL TAXIWAY TO RUNWAY 13-31	55,000	52,250	0	2,750
LE SUEUR MUNICIPAL AIRPORT	LAND ACQUISITION - RUNWAY 31 RPZ (10 AC)	100,000	95,000	0	5,000
LUPERNE MUNICIPAL AIRPORT - QUENTIN AANENSON FIELD	FUEL SYSTEM UPGRADE	150,000	142,500	0	7,500
LUPERNE MUNICIPAL AIRPORT - QUENTIN AANENSON FIELD	FIXED-BASE OPERATOR (FBO) BUILDING ADDITION	100,000	95,000	0	5,000
NEW ULM MUNICIPAL AIRPORT	PAST LAND PURCHASE	100,000	95,000	0	5,000
NEW ULM MUNICIPAL AIRPORT	RECONSTRUCT 15/33 PARALLEL TAXIWAY	980,000	931,000	0	49,000
NEW ULM MUNICIPAL AIRPORT	RELOCATE RWY 4/22 NW	3,000,000	2,850,000	0	150,000
SLEEPY EYE MUNICIPAL AIRPORT	6-UNIT T-HANGAR BUILDING	300,000	0	300,000	0
SPRINGFIELD MUNICIPAL AIRPORT	TAXIWAY CONSTRUCTION PHASE II	743,500	706,325	0	37,175
ST. JAMES MUNICIPAL AIRPORT	RUNWAY AND TAXIWAY EXTENSION - CONSTRUCTION	1,500,000	1,425,000	0	75,000
ST. JAMES MUNICIPAL AIRPORT	SNOW REMOVAL EQUIPMENT	300,000	285,000	0	15,000
WASECA MUNICIPAL AIRPORT	ENVIRONMENTAL ASSESSMENT	60,000	57,000	0	3,000
WELLS MUNICIPAL AIRPORT	MALS/REILS	130,000	0	104,000	26,000
Summary for Year = (16 projects)		\$8,638,500	\$7,308,825	\$661,500	\$668,175

ATP: 8

Fiscal Year: 2011

STIP for FY 2011 - 2014

Airport	Description	Total Project Cost	FAA Funding	State Funding	Municipal Funding
CANBY MUNICIPAL AIRPORT - MYERS FIELD	TRACTOR/SNOW REMOVAL EQUIPMENT	70,000	66,500	0	3,500
GLENCOE MUNICIPAL AIRPORT - VERNON PERSCHAU FIELD	LAND ACQUISITION(FOR RUNWAY EXT)	160,000	152,000	0	8,000
GLENCOE MUNICIPAL AIRPORT - VERNON PERSCHAU FIELD	FBO AIRCRAFT MAINTENANCE HANGAR (80 X 100)	325,000	0	162,500	162,500
GRANITE FALLS MUNI-LENZEN-ROE MEMORIAL FLD	APRON EXPANSION	155,000	0	124,000	31,000
GRANITE FALLS MUNI-LENZEN-ROE MEMORIAL FLD	WELL UPGRADE & STUDY	30,000	0	24,000	6,000
HECTOR MUNICIPAL AIRPORT	ENVIRONMENTAL ASSESSMENT FOR HANGAR TAXIWAY	25,000	23,750	0	1,250
HECTOR MUNICIPAL AIRPORT	HANGAR TAXIWAY	275,000	261,250	0	13,750
HECTOR MUNICIPAL AIRPORT	WATER/SEWER EXTENSION TO AIRPORT	200,000	190,000	0	10,000
HUTCHINSON MUNICIPAL AIRPORT - BUTLER FIELD	APRON/TAXILANE CONSTRUCTION	350,000	332,500	0	17,500
LAC QUI PARLE COUNTY AIRPORT - BUD FRYE FIELD	CREDIT CARD READER	15,000	14,250	0	750
LAC QUI PARLE COUNTY AIRPORT - BUD FRYE FIELD	RUNWAY EXTENSION JUSTIFICATION REPORT	30,000	28,500	0	1,500
LAC QUI PARLE COUNTY AIRPORT - BUD FRYE FIELD	SMALL TRACTOR & SWEEPER	25,000	23,750	0	1,250
LAC QUI PARLE COUNTY AIRPORT - BUD FRYE FIELD	AIRPORT ZONING	15,000	0	10,500	4,500
LITCHFIELD MUNICIPAL AIRPORT	ENVIRONMENTAL ASSESSMENT UPDATE - EA DOCUMENT FOR 1,000' RUNWAY 13/31 EXTENSION, LAND ACQUISITION (PHASE II)	60,000	57,000	0	3,000
LITCHFIELD MUNICIPAL AIRPORT	ENVIRONMENTAL ASSESSMENT UPDATE - 5,000' RUNWAY JUSTIFICATION REPORT (PHASE I)	30,000	28,500	0	1,500
MONTEVIDEO-CHIPPEWA COUNTY AIRPORT	RUNWAY 14/32 EXTENSION JUSTIFICATION	25,000	23,750	0	1,250
MONTEVIDEO-CHIPPEWA COUNTY AIRPORT	CARD READER FOR JET-A AND AV-GAS FUEL SYSTEMS	15,000	0	7,500	7,500
OLIVIA REGIONAL AIRPORT	JET FUEL FACILITY	100,000	0	50,000	50,000
PIPESTONE MUNICIPAL AIRPORT	HANGAR SITE PREPARATION	150,000	142,500	0	7,500
REDWOOD FALLS MUNICIPAL AIRPORT	REPLACE 100LL JET A FUEL TANKS	70,000	0	35,000	35,000
REDWOOD FALLS MUNICIPAL AIRPORT	REPLACE HANGAR DOORS	40,000	0	20,000	20,000
SLAYTON MUNICIPAL AIRPORT	SEAL COAT APRON, TAXIWAY AND ENTRANCE	35,200	0	28,160	7,040
SLAYTON MUNICIPAL AIRPORT	SEAL COAT RUNWAY	39,000	0	31,200	7,800

ATP: 8

Fiscal Year: 2011

STIP for FY 2011 - 2014

Airport	Description	Total Project Cost	FAA Funding	State Funding	Municipal Funding
SOUTHWEST MINNESOTA REGIONAL-MARSHALL/RYAN FIELD	ARFF RADIO EQUIPMENT	15,000	0	10,500	4,500
SOUTHWEST MINNESOTA REGIONAL-MARSHALL/RYAN FIELD	SCHEDULED AIR SERVICE - FURNITURE & FIXTURES	100,000	0	50,000	50,000
SOUTHWEST MINNESOTA REGIONAL-MARSHALL/RYAN FIELD	ROADWAY, WATER, SEWER, STROM SEWER AND RELATED ITEMS FOR ACCESS ROAD TO SOUTH-EAST DEVELOPMENT AREA	1,255,000	0	878,500	376,500
SOUTHWEST MINNESOTA REGIONAL-MARSHALL/RYAN FIELD	NEW BUSINESS - HANGAR SITE	1,500,000	0	750,000	750,000
SOUTHWEST MINNESOTA REGIONAL-MARSHALL/RYAN FIELD	ARFF TRAINING (M&O - NOT CAPITAL PROJECT)	16,000	0	16,000	0
SOUTHWEST MINNESOTA REGIONAL-MARSHALL/RYAN FIELD	BACK UP POWER GENERATOR	80,000	0	56,000	24,000
SOUTHWEST MINNESOTA REGIONAL-MARSHALL/RYAN FIELD	ARFF SUITS & EQUIPMENT	64,000	0	44,800	19,200
SOUTHWEST MINNESOTA REGIONAL-MARSHALL/RYAN FIELD	ACCESS BRIDGE TO SOUTH-EAST DEVELOPMENT AREA	975,000	0	682,500	292,500
SOUTHWEST MINNESOTA REGIONAL-MARSHALL/RYAN FIELD	CRACK REPAIR	20,000	0	14,000	6,000
SOUTHWEST MINNESOTA REGIONAL-MARSHALL/RYAN FIELD	SCHEDULED AIR SERVICE FACILITY	2,000,000	1,900,000	0	100,000
SOUTHWEST MINNESOTA REGIONAL-MARSHALL/RYAN FIELD	MAINTENANCE EQUIPMENT BLDG (SNOW REMOVAL EQUIP)	750,000	712,500	0	37,500
SOUTHWEST MINNESOTA REGIONAL-MARSHALL/RYAN FIELD	LARGE TRUCK WITH PLOW/BROOM	500,000	475,000	0	25,000
SOUTHWEST MINNESOTA REGIONAL-MARSHALL/RYAN FIELD	FENCING	100,000	95,000	0	5,000
SOUTHWEST MINNESOTA REGIONAL-MARSHALL/RYAN FIELD	ACQUISITION OF PROPERTY - HELENA CHEMICAL - APPROACH PROTECTION	575,000	546,250	0	28,750
SOUTHWEST MINNESOTA REGIONAL-MARSHALL/RYAN FIELD	AIRPORT SIGNING - LAND SIDE	30,000	0	21,000	9,000
TRACY MUNICIPAL AIRPORT	PAVE ENTRANCE ROAD	60,000	57,000	0	3,000
TRACY MUNICIPAL AIRPORT	PAVE PARKING LOT	40,000	38,000	0	2,000
TRACY MUNICIPAL AIRPORT	TAXILANE PAVING	120,000	114,000	0	6,000

ATP: 8

Fiscal Year: 2011

STIP for FY 2011 - 2014

Airport	Description	Total Project Cost	FAA Funding	State Funding	Municipal Funding
TYLER MUNICIPAL AIRPORT	OBSTRUCTION REMOVAL	5,000	0	4,000	1,000
TYLER MUNICIPAL AIRPORT	TURF APRON CONSTRUCTION/EXPANSION	15,000	0	12,000	3,000
TYLER MUNICIPAL AIRPORT	TURF RUNWAY 14/32 EXTENSION	50,000	0	40,000	10,000
WILLMAR MUNICIPAL AIRPORT - JOHN L. RICE FIELD	CRACK REPAIR AND SEALING	30,000	0	21,000	9,000
WILLMAR MUNICIPAL AIRPORT - JOHN L. RICE FIELD	EXTEND SEWER LINE TO AIRPORT	385,000	365,750	0	19,250
WILLMAR MUNICIPAL AIRPORT - JOHN L. RICE FIELD	PHASE 1 - MAIN APRON EXTENSION	300,000	285,000	0	15,000
WILLMAR MUNICIPAL AIRPORT - JOHN L. RICE FIELD	RCO PHYSICAL RELOCATION	350,000	332,500	0	17,500
WINDOM MUNICIPAL AIRPORT	MOWER	20,000	0	13,334	6,666
WINSTED MUNICIPAL AIRPORT	NORTH/SOUTH HANGAR SITE TAXILANE EXTENSION	150,000	142,500	0	7,500
WINSTED MUNICIPAL AIRPORT	UPDATE AIRPORT ZONING ORDINANCE	50,000	0	35,000	15,000
Summary for Year = (51 projects)		\$11,794,200	\$6,407,750	\$3,141,494	\$2,244,956

ATP: 8

Fiscal Year: 2012

STIP for FY 2011 - 2014

Airport	Description	Total Project Cost	FAA Funding	State Funding	Municipal Funding
GLENCOE MUNICIPAL AIRPORT - VERNON PERSCHAU FIELD	GRADING & DRAINAGE - PARALLEL TAXIWAY	600,000	570,000	0	30,000
GLENCOE MUNICIPAL AIRPORT - VERNON PERSCHAU FIELD	GRADING & DRAINAGE RUNWAY EXT (800' X 75')	800,000	760,000	0	40,000
GRANITE FALLS MUNI-LENZEN-ROE MEMORIAL FLD	10-UNIT T-HANGAR	515,000	0	515,000	0
GRANITE FALLS MUNI-LENZEN-ROE MEMORIAL FLD	LAND ACQUISITION - RUNWAY 16-34	1,500,000	0	1,200,000	300,000
GRANITE FALLS MUNI-LENZEN-ROE MEMORIAL FLD	OVERLAY AIR SIDE BITUMINOUS PAVEMENT, APRON UNDERDRAINS	665,000	0	532,000	133,000
LAC QUI PARLE COUNTY AIRPORT - BUD FRYE FIELD	PARALLEL TAXIWAY	1,000,000	950,000	0	50,000
LITCHFIELD MUNICIPAL AIRPORT	RUNWAY 13/31 EXTENSION (1000 X 100), LIGHTING, TAXIWAY - DESIGN	200,000	190,000	0	10,000
LITCHFIELD MUNICIPAL AIRPORT	RUNWAY 31 RPZ LAND ACQUISITION (58 AC - RWY 31 PRECISION APPROACH/ 20AC RWY 13 NON-PRECISION APPROACH)	450,000	427,500	0	22,500
MONTEVIDEO-CHIPPEWA COUNTY AIRPORT	ENVIRONMENTAL ASSESSMENT FOR RUNWAY 14/32 EXTENSION	50,000	47,500	0	2,500
PIPESTONE MUNICIPAL AIRPORT	10-UNIT T-HANGAR	250,000	237,500	0	12,500
PIPESTONE MUNICIPAL AIRPORT	PARALLEL TAXIWAY	1,500,000	1,425,000	0	75,000
REDWOOD FALLS MUNICIPAL AIRPORT	AIRPORT LAYOUT PLAN {ALP} UPDATE AND EXHIBIT A	40,000	38,000	0	2,000
REDWOOD FALLS MUNICIPAL AIRPORT	LAND ACQUISITION - RUNWAY 12 RUNWAY PROTECTION ZONE	150,000	142,500	0	7,500
REDWOOD FALLS MUNICIPAL AIRPORT	T-HANGAR DOOR REPLACEMENTS	40,000	0	20,000	20,000
SLAYTON MUNICIPAL AIRPORT	CRACK FILL	30,000	0	24,000	6,000
SOUTHWEST MINNESOTA REGIONAL-MARSHALL/RYAN FIELD	ACQUISITION OF PROPERTY - BUD ROSE FLOWERS - APPROACH PROTECTION	257,000	244,150	0	12,850
SOUTHWEST MINNESOTA REGIONAL-MARSHALL/RYAN FIELD	ARFF VEHICLE	230,000	218,500	0	11,500
SOUTHWEST MINNESOTA REGIONAL-MARSHALL/RYAN FIELD	CRACK REPAIR AND SEALING AND PAINTING	75,000	0	52,500	22,500
SOUTHWEST MINNESOTA REGIONAL-MARSHALL/RYAN FIELD	FRONT END MOWER (6 FOOT)	20,000	0	13,333	6,667

ATP: 8

Fiscal Year: 2012

STIP for FY 2011 - 2014

Airport	Description	Total Project Cost	FAA Funding	State Funding	Municipal Funding
SOUTHWEST MINNESOTA REGIONAL-MARSHALL/RYAN FIELD	T-HANGAR	250,000	0	250,000	0
SOUTHWEST MINNESOTA REGIONAL-MARSHALL/RYAN FIELD	TRACTOR MOWER	80,000	0	53,336	26,664
SOUTHWEST MINNESOTA REGIONAL-MARSHALL/RYAN FIELD	ACQUISITION OF PROPERTY AND RELOCATION - GAS FACILITY - APPROACH PROTECTION	116,000	110,200	0	5,800
TRACY MUNICIPAL AIRPORT	ENVIRONMENTAL ASSESSMENT FOR RUNWAY EXTENSION	50,000	47,500	0	2,500
TRACY MUNICIPAL AIRPORT	RUNWAY EXTENSION JUSTIFICATION REPORT	30,000	28,500	0	1,500
TRACY MUNICIPAL AIRPORT	HANGAR RENOVATION	40,000	0	20,000	20,000
TYLER MUNICIPAL AIRPORT	ESTABLISH TURF	36,000	0	28,800	7,200
TYLER MUNICIPAL AIRPORT	ESTABLISH TURF (3 ACRES)	3,600	0	2,880	720
TYLER MUNICIPAL AIRPORT	LAND ACQUISITION	8,500	0	6,800	1,700
WILLMAR MUNICIPAL AIRPORT - JOHN L. RICE FIELD	MASTER PLAN UPDATE	85,000	80,750	0	4,250
WINDOM MUNICIPAL AIRPORT	FIBER OPTIC LINE	30,000	0	21,000	9,000
WINDOM MUNICIPAL AIRPORT	EA-EXTEND RUNWAY; X-WIND RUNWAY & JUSTIFICATION; PARALLEL TXWY	85,000	80,750	0	4,250
WINSTED MUNICIPAL AIRPORT	RUNWAY 9-27 GRADING, PAVING, LIGHTING (3248' X 60'); APRON EXPANSION (200' X 150') AND TIE-DOWNS ---- DESIGN	250,000	237,500	0	12,500
WINSTED MUNICIPAL AIRPORT	LAND ACQUISITION - RUNWAY 9/27 PRIMARY SURFACE, RUNWAY PROTECTION ZONES, LUCE LINE STATE TRAIL - GRANT #1	275,000	261,250	0	13,750
Summary for Year = (33 projects)		\$9,711,100	\$6,097,100	\$2,739,649	\$874,351

ATP: 8

Fiscal Year: 2013

STIP for FY 2011 - 2014

Airport	Description	Total Project Cost	FAA Funding	State Funding	Municipal Funding
CANBY MUNICIPAL AIRPORT - MYERS FIELD	RUNWAY 12 TURN-AROUND	100,000	95,000	0	5,000
GLENCOE MUNICIPAL AIRPORT - VERNON PERSCHAU FIELD	PAVE RUNWAY EXT AND PARALEL TAXIWAY; RESURFACE RUNWAY	1,100,000	1,045,000	0	55,000
GRANITE FALLS MUNI-LENZEN-ROE MEMORIAL FLD	MAINTENANCE BUILDING ADDITION	145,000	0	116,000	29,000
GRANITE FALLS MUNI-LENZEN-ROE MEMORIAL FLD	AG SPRAY WASH FACILITY	35,000	0	28,000	7,000
GRANITE FALLS MUNI-LENZEN-ROE MEMORIAL FLD	HANGAR SITE LAND ACQUISITION, RUNWAY 33 RUNWAY PROTECTION ZONE	20,000	0	16,000	4,000
GRANITE FALLS MUNI-LENZEN-ROE MEMORIAL FLD	LARGE TRUCK & SNOWPLOW	95,000	0	76,000	19,000
HUTCHINSON MUNICIPAL AIRPORT - BUTLER FIELD	ENVIRONMENTAL ASSESSMENT FOR CROSSWIND RUNWAY	60,000	57,000	0	3,000
HUTCHINSON MUNICIPAL AIRPORT - BUTLER FIELD	T-HANGAR CONSTRUCTION	200,000	190,000	0	10,000
LITCHFIELD MUNICIPAL AIRPORT	MALS/RAILS - APPROACH LIGHTING SYSTEM	500,000	475,000	0	25,000
LITCHFIELD MUNICIPAL AIRPORT	PAVED TAXIWAY EXTENSION (1000' X 35') CONSTRUCTION	500,000	475,000	0	25,000
LITCHFIELD MUNICIPAL AIRPORT	RUNWAY 13/31 EXTENSION (1000' X 100') PAVING - CONSTRUCTION	500,000	475,000	0	25,000
LITCHFIELD MUNICIPAL AIRPORT	RUNWAY 13/31 EXTENSION (1000' X 100') SITE GRADING, EXTEND MIRL'S, RELOCATE PAPI/REILS - CONSTRUCTION	400,000	380,000	0	20,000
LITCHFIELD MUNICIPAL AIRPORT	TAXIWAY AND APRON - SLURRY SEAL	100,000	95,000	0	5,000
MONTEVIDEO-CHIPPEWA COUNTY AIRPORT	PARALLEL TAXIWAY EXTENSION (1000')	200,000	190,000	0	10,000
MONTEVIDEO-CHIPPEWA COUNTY AIRPORT	RUNWAY 14/32 EXTENSION (1000FT)	400,000	380,000	0	20,000
MONTEVIDEO-CHIPPEWA COUNTY AIRPORT	EXTEND MIRLS ON 14/32	75,000	71,250	0	3,750
MONTEVIDEO-CHIPPEWA COUNTY AIRPORT	RELOCATE PAPI RUNWAY END 32	15,000	14,250	0	750
MONTEVIDEO-CHIPPEWA COUNTY AIRPORT	RECONSTRUCT RUNWAY 14/32 (4,000' X 75')	1,500,000	1,425,000	0	75,000
PIPESTONE MUNICIPAL AIRPORT	LENGTHEN RUNWAY 1,000 FEET	1,500,000	1,425,000	0	75,000
REDWOOD FALLS MUNICIPAL AIRPORT	RWY 12/30, TXWY, APRON SLURRY SEAL; PAVEMENT MARKINGS	175,000	166,250	0	8,750
REDWOOD FALLS MUNICIPAL AIRPORT	TERMINAL AREA FENCING AND CONTROLLED ACCESS GATES	125,000	118,750	0	6,250
SLAYTON MUNICIPAL AIRPORT	OVERLAY PAVEMENT	500,000	0	400,000	100,000

ATP: 8

Fiscal Year: 2013

STIP for FY 2011 - 2014

Airport	Description	Total Project Cost	FAA Funding	State Funding	Municipal Funding
TRACY MUNICIPAL AIRPORT	APRON RECONSTRUCTION	250,000	237,500	0	12,500
TYLER MUNICIPAL AIRPORT	DRAINAGE SYSTEM IMPROVEMENTS	10,000	0	8,000	2,000
WILLMAR MUNICIPAL AIRPORT - JOHN L. RICE FIELD	ENVIRONMENTAL ASSESSMENT - RWY EXT	40,000	38,000	0	2,000
WILLMAR MUNICIPAL AIRPORT - JOHN L. RICE FIELD	COUNTY ROAD 116 REALIGNMENT	200,000	190,000	0	10,000
WINDOM MUNICIPAL AIRPORT	HANGAR	350,000	332,500	0	17,500
WINDOM MUNICIPAL AIRPORT	REPAIR HANGER	120,000	0	60,000	60,000
WINSTED MUNICIPAL AIRPORT	LAND ACQUISITION - RUNWAY 9/27 PRIMARY SURFACE, RUNWAY PROTECTION ZONES, LUCE LINE STATE TRAIL - GRANT #2	524,000	497,800	0	26,200
WINSTED MUNICIPAL AIRPORT	RUNWAY 9-27 GRADING, PAVING, LIGHTING (3248' X 60'); APRON EXPANSION (200' X 150') AND TIE-DOWNS ---- CONSTRUCTION	2,900,000	2,755,000	0	145,000
Summary for Year = (30 projects)		\$12,639,000	\$11,128,300	\$704,000	\$806,700

ATP: 8

Fiscal Year: 2014

STIP for FY 2011 - 2014

Airport	Description	Total Project Cost	FAA Funding	State Funding	Municipal Funding
CANBY MUNICIPAL AIRPORT - MYERS FIELD	UPDATE ALP	50,000	47,500	0	2,500
CANBY MUNICIPAL AIRPORT - MYERS FIELD	PRIMARY RUNWAY/APRON MAINTENANCE	250,000	237,500	0	12,500
GLENCOE MUNICIPAL AIRPORT - VERNON PERSCHAU FIELD	CROSSWIND RUNWAY, TURF	650,000	617,500	0	32,500
GRANITE FALLS MUNI-LENZEN-ROE MEMORIAL FLD	HANGAR SITE PREPARATION: PHASE II	710,000	0	568,000	142,000
GRANITE FALLS MUNI-LENZEN-ROE MEMORIAL FLD	RUNWAY 16-34 (5,400' X 100') & PARALLEL TAXIWAY GRADING, PAVING, LIGHTING - DESIGN	500,000	0	400,000	100,000
HECTOR MUNICIPAL AIRPORT	FUEL FACILITY	125,000	118,750	0	6,250
HUTCHINSON MUNICIPAL AIRPORT - BUTLER FIELD	LAND ACQUISITION FOR CROSSWIND RUNWAY	250,000	237,500	0	12,500
LAC QUI PARLE COUNTY AIRPORT - BUD FRYE FIELD	ENVIRONMENTAL ASSESSMENT FOR RUNWAY EXTENSION	50,000	47,500	0	2,500
MONTEVIDEO-CHIPPEWA COUNTY AIRPORT	HANGAR SITE PREPARATION	80,000	76,000	0	4,000
REDWOOD FALLS MUNICIPAL AIRPORT	TRACTOR WITH SNOW BLOWER AND MOWER ATTACHMENT	150,000	0	100,500	49,500
SLAYTON MUNICIPAL AIRPORT	REPLACE MIRLS/REILS/VASIS	200,000	0	160,000	40,000
SOUTHWEST MINNESOTA REGIONAL-MARSHALL/RYAN FIELD	CONTROL TOWER	1,500,000	1,425,000	0	75,000
TRACY MUNICIPAL AIRPORT	EXTEND MIRLS ON RUNWAY 11/29	50,000	47,500	0	2,500
TRACY MUNICIPAL AIRPORT	PAPI	60,000	57,000	0	3,000
TRACY MUNICIPAL AIRPORT	RUNWAY EXTENSION/SAFETY AREA IMPROVEMENTS	750,000	712,500	0	37,500
WILLMAR MUNICIPAL AIRPORT - JOHN L. RICE FIELD	RUNWAY EXTENSION - GRADING	500,000	475,000	0	25,000
WILLMAR MUNICIPAL AIRPORT - JOHN L. RICE FIELD	RUNWAY EXTENSION - PAVING	1,100,000	1,045,000	0	55,000
WINDOM MUNICIPAL AIRPORT	LAND ACQUISITION-X-WIND; EXT RUNWY; PARALLEL TXWY	1,025,000	973,750	0	51,250
WINSTED MUNICIPAL AIRPORT	SNOW REMOVAL EQUIPMENT - PAYLOADER	200,000	190,000	0	10,000
Summary for Year = (19 projects)		\$8,200,000	\$6,308,000	\$1,228,500	\$663,500

ATP: M

Fiscal Year: 2011

STIP for FY 2011 - 2014

Airport	Description	Total Project Cost	FAA Funding	State Funding	Municipal Funding
ANOKA COUNTY/BLAINE AIRPORT - JANES FIELD	2011 PAVEMENT REHABILITATION	300,000	150,000	0	150,000
CRYSTAL AIRPORT	RUNWAY 14R/32L MODIFICATION (CONVERT TO TWY)	1,000,000	300,000	0	700,000
CRYSTAL AIRPORT	2011 PAVEMENT REHABILITATION	200,000	0	0	200,000
CRYSTAL AIRPORT	ALLEYWAY REHABILITATION	550,000	0	0	550,000
FLYING CLOUD AIRPORT	RUNWAY 18/36 RECONSTRUCTION SOUTH END/PERIMETER ROAD	1,500,000	300,000	0	1,200,000
FOREST LAKE AIRPORT	PARALLEL TAXIWAY (3300' X 35') AND APRON	1,200,000	0	960,000	240,000
FOREST LAKE AIRPORT	T-HANGAR 15-UNIT	455,000	0	455,000	0
FOREST LAKE AIRPORT	T-HANGAR SITE PREPARATION	245,000	0	196,000	49,000
LAKE ELMO AIRPORT	RUNWAY 14/32 RECONSTRUCTION	1,600,000	300,000	0	1,300,000
MINNEAPOLIS-ST.PAUL INT'L-WOLD CHAMBERLAIN	PAVEMENT REHABILITATION - APRONS	2,000,000	1,200,000	0	800,000
MINNEAPOLIS-ST.PAUL INT'L-WOLD CHAMBERLAIN	RWY 12R/30L TUNNEL FANS AND DAMPERS	1,400,000	0	0	1,400,000
MINNEAPOLIS-ST.PAUL INT'L-WOLD CHAMBERLAIN	RUNWAY 30R MALSF	1,800,000	0	0	1,800,000
MINNEAPOLIS-ST.PAUL INT'L-WOLD CHAMBERLAIN	PERIMETER FENCE/GATE BARRIER SYSTEM	3,000,000	0	0	3,000,000
MINNEAPOLIS-ST.PAUL INT'L-WOLD CHAMBERLAIN	PAVEMENT JOINT SEALING/REPAIR	500,000	0	0	500,000
MINNEAPOLIS-ST.PAUL INT'L-WOLD CHAMBERLAIN	NORTH SIDE STORM SEWER	5,000,000	0	0	5,000,000
MINNEAPOLIS-ST.PAUL INT'L-WOLD CHAMBERLAIN	NOISE MITIGATION SETTLEMENT	1,000,000	0	0	1,000,000
MINNEAPOLIS-ST.PAUL INT'L-WOLD CHAMBERLAIN	MISCELLANEOUS FIELD AND RUNWAY	400,000	0	0	400,000
MINNEAPOLIS-ST.PAUL INT'L-WOLD CHAMBERLAIN	TAXIWAY C EXTENSION TO HUMPHREY REMOTE	5,500,000	3,300,000	0	2,200,000
MINNEAPOLIS-ST.PAUL INT'L-WOLD CHAMBERLAIN	AIRSIDE BITUMINOUS REHABILITATION	500,000	0	0	500,000
RUSH CITY REGIONAL AIRPORT	HANGAR AREA DEVELOPMENT - PHASE 1	400,000	380,000	0	20,000
RUSH CITY REGIONAL AIRPORT	DEER FENCING	300,000	285,000	0	15,000
RUSH CITY REGIONAL AIRPORT	CROSSWIND RUNWAY CONSTRUCTION - PHASE 1	1,000,000	950,000	0	50,000
RUSH CITY REGIONAL AIRPORT	HANGAR AREA ACCESS ROAD	100,000	0	70,000	30,000
SOUTH ST. PAUL MUNICIPAL AIRPORT - FLEMING FIELD	OBSTRUCTION REMOVAL	157,895	150,000	0	7,895
SOUTH ST. PAUL MUNICIPAL AIRPORT - FLEMING FIELD	ASPHALT MAINTENANCE - SLURRY SEAL (P. TWY)	70,000	0	49,000	21,000
SOUTH ST. PAUL MUNICIPAL AIRPORT - FLEMING FIELD	HANGARS #2-#5 REPLACE NORTH FACADES \$30,000 EACH (STREET SIDE)	120,000	0	60,000	60,000

ATP: M**Fiscal Year: 2011****STIP for FY 2011 - 2014**

Airport	Description	Total Project Cost	FAA Funding	State Funding	Municipal Funding
SOUTH ST. PAUL MUNICIPAL AIRPORT - FLEMING FIELD	MAINTENANCE EQUIPMENT BUILDING - PHASE 1 SITE PREPARATION	125,000	0	87,500	37,500
ST. PAUL DOWNTOWN AIRPORT - HOLMAN FIELD	2011 PAVEMENT REHABILITATION	1,400,000	450,000	0	950,000
ST. PAUL DOWNTOWN AIRPORT - HOLMAN FIELD	PERIMETER DIKE (2011 STATE ALLOCATION)	2,857,143	0	2,000,000	857,143
Summary for Year = (29 projects)		\$34,680,038	\$7,765,000	\$3,877,500	\$23,037,538

ATP: M

Fiscal Year: 2012

STIP for FY 2011 - 2014

Airport	Description	Total Project Cost	FAA Funding	State Funding	Municipal Funding
AIRLAKE AIRPORT	2012 PAVEMENT REHABILITATION	200,000	150,000	0	50,000
ANOKA COUNTY/BLAINE AIRPORT - JANES FIELD	BLDG AREA DEV. - XYLITE ST. RELOCATION	1,000,000	0	0	1,000,000
ANOKA COUNTY/BLAINE AIRPORT - JANES FIELD	TAXIWAY CHARLIE - A2/C2 EXTENSION	900,000	0	600,000	300,000
ANOKA COUNTY/BLAINE AIRPORT - JANES FIELD	2012 PAVEMENT REHABILITATION	400,000	150,000	150,000	100,000
CRYSTAL AIRPORT		500,000	150,000	200,000	150,000
FLYING CLOUD AIRPORT	2012 ALLEYWAY REHABILITATION	300,000	150,000	100,000	50,000
FOREST LAKE AIRPORT	AIRPORT PERIMETER FENCE 15,200' X 10' HIGH	364,800	0	291,840	72,960
FOREST LAKE AIRPORT	AUTOMATED WEATHER STATION (AWOS)	65,000	0	65,000	0
FOREST LAKE AIRPORT	FBO HANGAR 80' X 100'	250,000	0	125,000	125,000
LAKE ELMO AIRPORT	2012 PAVEMENT REHABILITATION	300,000	0	0	300,000
MINNEAPOLIS-ST.PAUL INT'L-WOLD CHAMBERLAIN	NOISE MITIGATION SETTLEMENT	16,000,000	0	0	16,000,000
MINNEAPOLIS-ST.PAUL INT'L-WOLD CHAMBERLAIN	PAVEMENT REHABILITATION - APRONS	1,700,000	1,020,000	0	680,000
MINNEAPOLIS-ST.PAUL INT'L-WOLD CHAMBERLAIN	AIRFIELD BITUMINOUS REHABILITATION	500,000	0	0	500,000
MINNEAPOLIS-ST.PAUL INT'L-WOLD CHAMBERLAIN	MISCELLANEOUS FIELD AND RUNWAY	400,000	0	0	400,000
MINNEAPOLIS-ST.PAUL INT'L-WOLD CHAMBERLAIN	PAVEMENT JOINT SEALING/REPAIR	500,000	0	0	500,000
MINNEAPOLIS-ST.PAUL INT'L-WOLD CHAMBERLAIN	SOUTH FIELD MAINTENANCE BUILDING WASH BAY	1,300,000	0	0	1,300,000
MINNEAPOLIS-ST.PAUL INT'L-WOLD CHAMBERLAIN	BAGGAGE QUARANTINE BUILDING	1,260,000	0	0	1,260,000
RUSH CITY REGIONAL AIRPORT	CROSSWIND RUNWAY CONSTRUCTION - PHASE 2	1,800,000	1,710,000	0	90,000
RUSH CITY REGIONAL AIRPORT	LAND ACQUISITION - HANGAR AREA (REIMBURSEMENT)	185,140	175,883	0	9,257
SOUTH ST. PAUL MUNICIPAL AIRPORT - FLEMING FIELD	ASPHALT MAINTENANCE	40,000	0	28,000	12,000
SOUTH ST. PAUL MUNICIPAL AIRPORT - FLEMING FIELD	MAINTENANCE EQUIPMENT BUILDING - PHASE 2 - CONSTRUCTION	600,000	0	420,000	180,000
SOUTH ST. PAUL MUNICIPAL AIRPORT - FLEMING FIELD	RAMP RECONSTRUCTION	720,000	0	504,000	216,000
ST. PAUL DOWNTOWN AIRPORT - HOLMAN FIELD	MAC BUILDING MAINTENANCE	200,000	0	0	200,000
ST. PAUL DOWNTOWN AIRPORT - HOLMAN FIELD	2012 PAVEMENT REHABILITATION	1,000,000	150,000	450,000	400,000
ST. PAUL DOWNTOWN AIRPORT - HOLMAN FIELD	JOINT AND CRACK REPAIRS	100,000	0	0	100,000

ATP: M

Fiscal Year: 2012

STIP for FY 2011 - 2014

Airport	Description	Total Project Cost	FAA Funding	State Funding	Municipal Funding
Summary for Year = (25 projects)		\$30,584,940	\$3,655,883	\$2,933,840	\$23,995,217

ATP: M

Fiscal Year: 2013

STIP for FY 2011 - 2014

Airport	Description	Total Project Cost	FAA Funding	State Funding	Municipal Funding
FLYING CLOUD AIRPORT	2013 PAVEMENT REHABILITATION	800,000	0	0	800,000
FLYING CLOUD AIRPORT	SOUTH BUILDING AREA DEVELOPMENT	600,000	0	600,000	0
FOREST LAKE AIRPORT	OBSTRUCTION REMOVAL - BURY POWERLINE	1,000,000	0	800,000	200,000
FOREST LAKE AIRPORT	RUNWAY PAVED EXTENSION - 600' X 75'	500,000	0	400,000	100,000
MINNEAPOLIS-ST.PAUL INT'L-WOLD CHAMBERLAIN	PAVEMENT REHABILITATION - APRONS	1,600,000	0	0	1,600,000
MINNEAPOLIS-ST.PAUL INT'L-WOLD CHAMBERLAIN	AIRSIDE BITUMINOUS REHABILITATION	500,000	0	0	500,000
MINNEAPOLIS-ST.PAUL INT'L-WOLD CHAMBERLAIN	ASR SHADOW MITIGATION	5,000,000	0	0	5,000,000
MINNEAPOLIS-ST.PAUL INT'L-WOLD CHAMBERLAIN	MISCELLANEOUS FIELD AND RUNWAY	400,000	0	0	400,000
MINNEAPOLIS-ST.PAUL INT'L-WOLD CHAMBERLAIN	NOISE MITIGATION SETTLEMENT	1,400,000	0	0	1,400,000
MINNEAPOLIS-ST.PAUL INT'L-WOLD CHAMBERLAIN	PAVEMENT JOINT SEALING/REPAIR	500,000	0	0	500,000
SOUTH ST. PAUL MUNICIPAL AIRPORT - FLEMING FIELD	TAXILANE RECONSTRUCTION - CESSNA, DECATHLON, & HOTEL	120,000	0	84,000	36,000
SOUTH ST. PAUL MUNICIPAL AIRPORT - FLEMING FIELD	PARALLEL TWY - MILL AND OVERLAY	320,000	0	224,000	96,000
SOUTH ST. PAUL MUNICIPAL AIRPORT - FLEMING FIELD	ASPHALT MAINTENANCE	50,000	0	35,000	15,000
SOUTH ST. PAUL MUNICIPAL AIRPORT - FLEMING FIELD	NORTH DIAGONAL TAXIWAY - MILL & OVERLAY	52,333	0	36,633	15,700
ST. PAUL DOWNTOWN AIRPORT - HOLMAN FIELD	2013 PAVEMENT REHABILITATION	1,500,000	0	0	1,500,000
ST. PAUL DOWNTOWN AIRPORT - HOLMAN FIELD	COMPENSATORY EXCAVATION MITIGATION	1,000,000	0	0	1,000,000
ST. PAUL DOWNTOWN AIRPORT - HOLMAN FIELD	ELECTRICAL VAULT IMPROVEMENTS	700,000	0	0	700,000
ST. PAUL DOWNTOWN AIRPORT - HOLMAN FIELD	HOLMAN TERMINAL SUBDRAIN	600,000	0	0	600,000
Summary for Year = 2013 (18 projects)		\$16,642,333	\$0	\$2,179,633	\$14,462,700

ATP: M

Fiscal Year: 2014

STIP for FY 2011 - 2014

Airport	Description	Total Project Cost	FAA Funding	State Funding	Municipal Funding
AIRLAKE AIRPORT	SOUTH BUILDING AREA DEVELOPMENT	2,700,000	0	2,700,000	0
ANOKA COUNTY/BLAINE AIRPORT - JANES FIELD	BLDG AREA DEV. - WEST ANNEX	850,000	0	850,000	0
CRYSTAL AIRPORT	OBSTRUCTION REMOVALS	300,000	0	0	300,000
FLYING CLOUD AIRPORT	2014 PAVEMENT REHABILITATION	900,000	0	0	900,000
MINNEAPOLIS-ST.PAUL INT'L-WOLD CHAMBERLAIN	PAVEMENT JOINT SEALING/REPAIR	500,000	0	0	500,000
MINNEAPOLIS-ST.PAUL INT'L-WOLD CHAMBERLAIN	NOISE MITIGATION SETTLEMENT	4,000,000	0	0	4,000,000
MINNEAPOLIS-ST.PAUL INT'L-WOLD CHAMBERLAIN	AIRSIDE BITUMINOUS REHABILITATION	500,000	0	0	500,000
MINNEAPOLIS-ST.PAUL INT'L-WOLD CHAMBERLAIN	MISCELLANEOUS FIELD AND RUNWAY	400,000	0	0	400,000
RUSH CITY REGIONAL AIRPORT	HANGAR AREA DEVELOPMENT - PHASE 2	500,000	475,000	0	25,000
SOUTH ST. PAUL MUNICIPAL AIRPORT - FLEMING FIELD	12-UNIT T-HANGAR - SITE PREPARATION (WEST)	120,000	0	84,000	36,000
SOUTH ST. PAUL MUNICIPAL AIRPORT - FLEMING FIELD	ASPHALT MAINTENANCE	40,000	0	28,000	12,000
SOUTH ST. PAUL MUNICIPAL AIRPORT - FLEMING FIELD	LOADER WITH PLOW AND SNOW PUSHER (9/1/2013)	200,000	0	133,340	66,660
ST. PAUL DOWNTOWN AIRPORT - HOLMAN FIELD	MAC BUILDING MAINTENANCE	200,000	0	0	200,000
ST. PAUL DOWNTOWN AIRPORT - HOLMAN FIELD	JOINT AND CRACK REPAIRS	100,000	0	0	100,000
Summary for Year = 2014 (14 projects)		\$11,310,000	\$475,000	\$3,795,340	\$7,039,660

Appendix C
Detailed Federal Fiscal Constraint Plan

Detailed Federal Fiscal Constraint Plan

The Detailed Federal Fiscal Constraint Plan in Figure C-1 shows how Mn/DOT will be managing Advance Construction (AC) from 2011 through 2014. AC conversions (Paybacks) identified in the STIP are referred to as “Planned AC Conversion.” District/ATPs have identified and planned for these project conversions. Along with STIP identified “Planned AC”, the Office of Capital Programs and Performance Measures (OCPPM) manages the program on a statewide basis using AC to provide for greater financial flexibility and to manage cash flow.

History shows that projects exceeding \$1million are more likely to be paid out over more than one year. Historically, project expenditures payout 30% in the first year, 50% in the second year, and 20% in the third year. For this reason, many projects can be adjusted to more closely reflect the actual timing of these expenditures. Use of these rates on additional AC projects allows Mn/DOT to maximize the use of Federal funding. OCPPM manages the conversions of these projects on a statewide basis and refers to these projects as “Managed AC Conversions.”

“Deferred Conversions” describe the adjustment to a Planned AC project. These conversions are used to delay planned conversions to correspond with actual expenditures. Mn/DOT could use a longer period of conversion and use Trunk Highway cash or bonds to delay conversions further. The reverse is true if more Federal funds become available than has been forecast.

Figure C-1 illustrates how AC is used to manage Mn/DOT’s program. Lines (1) through (3) come from the STIP. Line (1) is the total Federal formula funds in the STIP for each year. Line (2) represents the amount of regular funds in the STIP total. Line (3) is the amount of “Planned AC Conversions” in the STIP total. Line (4) shows the planned amount of line (2) for new *managed AC* for the current year. Line (4a) is the new managed AC percentage of regular federal funds. Line (5) is 30% of the new *managed AC* from the current year. Line (6) is 50% of the new *managed AC* from the prior year. Line (7) is 20% of the new *managed AC* from 2 years back. Lines (5) through (7) total the amount of managed AC in that state fiscal year. Line (8) is the difference between lines (2) and (4) representing the forecasted sum of the projects that are expected to use 100% of their Federal funds in that year. Line (9) is the same as line (3). Line (10) comes from analysis of the Planned Conversions which are anticipated to convert at a different rate than the expected 30% - 50% - 20%. Line (10) is called “Deferred Conversion.” There are no deferred conversions presently planned in this STIP. Line (11) is the sum of lines (5) through (7). Line (12) is the managed AC carry forward from prior years. As Figure C-1 illustrates, all prior year’s AC will be totally converted in state fiscal year 2011 (no carry forward to 2012).

Mn/DOT plans to continue its use of AC as a financial management tool. Mn/DOT’s intention is to encourage the use of AC by the District/ATPs when projects can be packaged or completion of a project will occur over more than one construction season. At the same time, Mn/DOT will centrally manage AC to ensure sound financial management.

FIGURE C-1
Minnesota Detailed Federal Fiscal Constraint Plan 2011-2014
(\$ MILLIONS)

		SFY 2011			SFY 2012			SFY 2013			SFY 2014		
		TH	SA	Total	TH	SA	Total	TH	SA	Total	TH	SA	Total
(1)	STIP Total	398	198	596	328	161	489	298	156	454	315	160	475
(2)	<i>Regular Federal Funds(RFF)</i>	366	194	560	279	143	422	205	148	353	233	158	391
(3)	<i>Planned AC Conversions</i>	32	4	36	49	18	67	93	8	101	82	2	84
New Managed AC													
(4)	<i>Managed Regular Federal Funds</i>	59	31	90	45	23	68	16	12	4	7	5	12
(4a)	<i>% of RFF Required for Fiscal Constraint</i>			16%			16%			8%			3%
Conversions of New Managed AC													
(5)	<i>Year 1 = 30%</i>	18	9	27	13	7	20	5	4	8	2	1	4
(6)	<i>Year 2 = 50%</i>	0	0	0	29	16	45	22	11	34	8	6	14
(7)	<i>Year 3 = 20%</i>	0	0	0	0	0	0	12	6	18	3	2	6
	<i>Total New Managed AC Conversions</i>	18	9	27	43	22	65	39	21	60	14	10	23
Actual Needs													
(8)	<i>Regular Federal Funds</i>	307	163	470	234	120	354	189	136	349	226	153	379
(9)	<i>Planned Conversions</i>	32	4	36	49	18	67	93	8	101	82	2	84
(10)	<i>Deferred Conversions</i>	0	0	0	0	0	0	0	0	0	0	0	0
(11)	<i>Managed Conversions – New</i>	18	9	27	43	22	65	39	21	60	14	10	23
(12)	<i>Managed Conversions – Carry forward</i>	23	10	33	0	0	0	0	0	0	0	0	0
	<i>Total Actual Needs</i>	380	186	566	326	161	487	321	165	486	322	165	487

Lines 1-3 can be found in the STIP

Line 4 represents the amount of new AC projects (Line 2 x %)

Line 4(a) represents the new managed AC as a percentage.

Lines 5-7 represent the amount of conversions that will occur as related to the new AC (Line 4 x 30/50/20%)

Line 8 shows the net amount of regular federal funds that will be used (Line 2 minus Line 4)

Line 9 shows the conversions requested by the ATP's (Line 3)

Line 10 shows the adjustment for conversions to subsequent years.

Line 11 is the amount of conversion that will occur based on historical assumption (Lines 5-7)

Line 12 is the amount of the conversion that will occur due to carry forward AC conversions

TH = Trunk Highway, SA = State Aid

Differences due to rounding

Excludes Earmarks

Minnesota Projected Levels of AC The Federal AC shown in figure C-2 shows the projected level of AC Mn/DOT will be carrying at the end of each state fiscal year. The ending level of AC includes those projects that were authorized by the Federal Highway Administration (FHWA), have been let, awarded and encumbered by the State. The state fiscal year runs from July 1 to June 30. Trunk Highway Projects that are authorized by FHWA but have not gone through the final process of encumbrance are not counted in the year Ending Balance of AC. The AC Beginning Balance comes from the previous years ending balance. New AC – Planned can be found in the STIP.

New AC – Managed, Managed Conversions, as well as the Planned Conversions can be found in the Minnesota Detailed Financial Plan, figure C-1.

The strategy of using Managed AC on projects that were not planned to be Advance Constructed through the normal process, allows Mn/DOT to manage through a time when Federal Funding could be uncertain. This practice will allow Mn/DOT to be able to absorb a reduction in Federal funds in a year and not have to reduce the short term program, but make the necessary corrections in the following year(s). Once current year Federal funds become available Mn/DOT will reevaluate the need to AC projects that fall in this group.

**FIGURE C-2
MINNESOTA FEDERAL ADVANCE CONSTRUCTION FORECAST
(\$ MILLIONS)**

SFY	2011	2012	2013	2014
AC Beginning Balance	156	311	337	197
New AC – Planned	128	90	18	105
New AC – Managed	90	68	4	12
AC Sub-Total	374	468	358	314
Less: AC Conversions – Planned	36	67	101	84
Less: AC Conversions – Managed	27	65	60	23
Ending AC Balance	311	337	197	207

Excludes Earmarks