

Location: TH 65 at 81st Avenue
 Count Date: 4/13/2017
 Counted By: JDA



TURNING MOVEMENT COUNT DATA
 All Vehicles

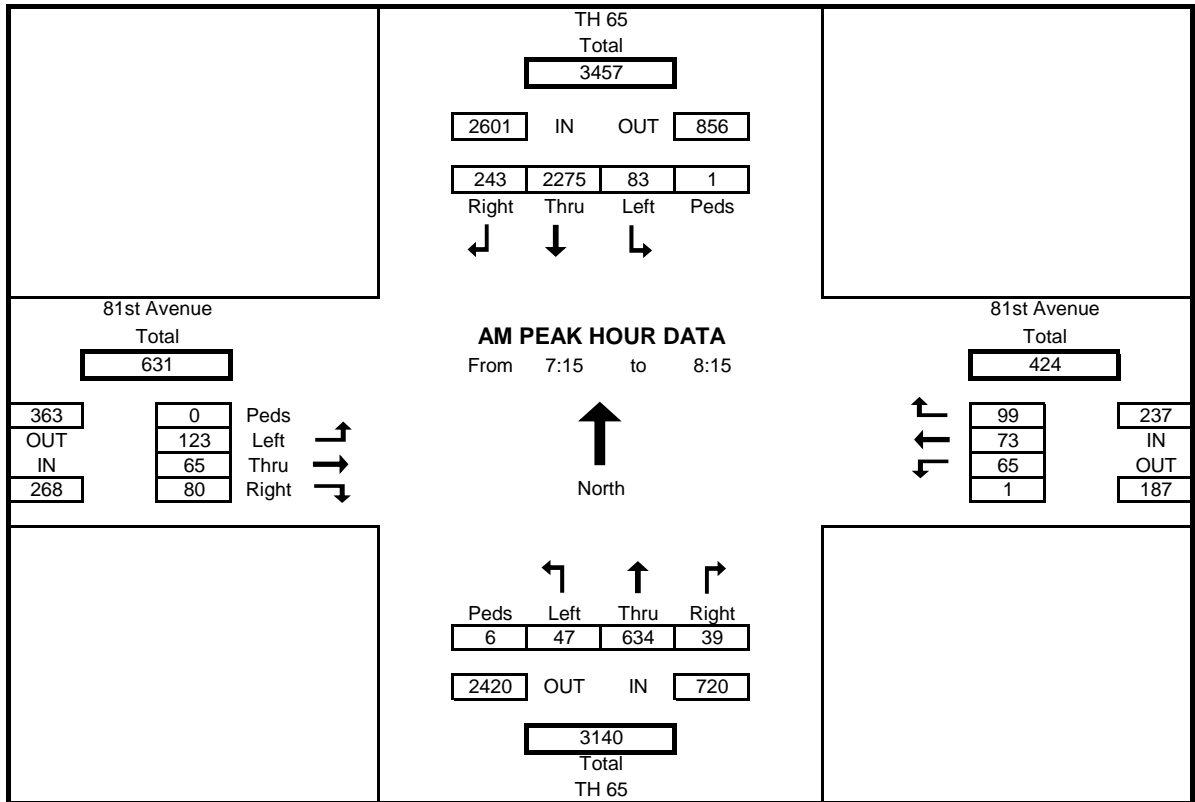
| Start Time | TH 65 | | | | 81st Avenue | | | | TH 65 | | | | 81st Avenue | | | | Int. Total |
|------------|------------|-------|-------|------|-------------|------|-------|------|------------|-------|-------|------|-------------|------|-------|------|------------|
| | Southbound | | | | Westbound | | | | Northbound | | | | Eastbound | | | | |
| | Left | Thru | Right | Peds | Left | Thru | Right | Peds | Left | Thru | Right | Peds | Left | Thru | Right | Peds | |
| 6:00 | 15 | 343 | 25 | 0 | 6 | 2 | 3 | 0 | 4 | 49 | 4 | 0 | 9 | 4 | 8 | 0 | 472 |
| 6:15 | 17 | 435 | 26 | 0 | 9 | 8 | 7 | 0 | 4 | 81 | 7 | 0 | 9 | 5 | 11 | 0 | 619 |
| 6:30 | 4 | 493 | 28 | 0 | 10 | 5 | 19 | 0 | 5 | 113 | 5 | 0 | 13 | 8 | 12 | 0 | 715 |
| 6:45 | 13 | 562 | 44 | 1 | 9 | 4 | 16 | 0 | 6 | 121 | 10 | 0 | 12 | 8 | 18 | 0 | 823 |
| 7:00 | 11 | 462 | 48 | 0 | 16 | 8 | 21 | 0 | 13 | 137 | 14 | 2 | 28 | 11 | 24 | 0 | 793 |
| 7:15 | 22 | 641 | 41 | 1 | 13 | 9 | 26 | 0 | 7 | 176 | 11 | 3 | 19 | 10 | 16 | 0 | 991 |
| 7:30 | 21 | 518 | 60 | 0 | 10 | 21 | 29 | 0 | 13 | 145 | 13 | 1 | 44 | 16 | 26 | 0 | 916 |
| 7:45 | 20 | 586 | 82 | 0 | 18 | 14 | 20 | 1 | 22 | 155 | 7 | 2 | 30 | 21 | 17 | 0 | 992 |
| 8:00 | 20 | 530 | 60 | 0 | 24 | 29 | 24 | 0 | 5 | 158 | 8 | 0 | 30 | 18 | 21 | 0 | 927 |
| 8:15 | 21 | 366 | 40 | 0 | 8 | 18 | 21 | 0 | 8 | 141 | 6 | 3 | 25 | 12 | 14 | 0 | 680 |
| 8:30 | 22 | 367 | 42 | 1 | 6 | 14 | 22 | 0 | 6 | 187 | 12 | 0 | 15 | 16 | 20 | 0 | 729 |
| 8:45 | 28 | 325 | 49 | 0 | 21 | 26 | 20 | 0 | 20 | 133 | 11 | 0 | 31 | 21 | 17 | 0 | 702 |
| 9:00 | 26 | 249 | 48 | 0 | 10 | 17 | 15 | 1 | 11 | 144 | 12 | 0 | 29 | 13 | 25 | 0 | 599 |
| 9:15 | 16 | 238 | 44 | 0 | 7 | 15 | 19 | 0 | 15 | 165 | 17 | 0 | 46 | 16 | 20 | 0 | 618 |
| 9:30 | 20 | 245 | 31 | 0 | 9 | 12 | 17 | 0 | 10 | 170 | 3 | 0 | 40 | 17 | 12 | 0 | 586 |
| 9:45 | 16 | 225 | 26 | 0 | 11 | 14 | 26 | 0 | 17 | 161 | 4 | 0 | 29 | 20 | 11 | 0 | 560 |
| 10:00 | 16 | 207 | 31 | 0 | 10 | 12 | 15 | 0 | 15 | 181 | 15 | 0 | 21 | 12 | 19 | 0 | 554 |
| 10:15 | 24 | 200 | 29 | 0 | 6 | 19 | 28 | 0 | 11 | 149 | 8 | 0 | 23 | 13 | 8 | 0 | 518 |
| 10:30 | 17 | 190 | 15 | 0 | 8 | 16 | 12 | 0 | 18 | 195 | 7 | 0 | 27 | 8 | 13 | 0 | 526 |
| 10:45 | 17 | 194 | 21 | 0 | 13 | 23 | 32 | 0 | 13 | 182 | 13 | 0 | 34 | 17 | 16 | 0 | 575 |
| 11:00 | 13 | 163 | 29 | 0 | 7 | 16 | 22 | 0 | 21 | 177 | 17 | 0 | 18 | 14 | 5 | 0 | 502 |
| 11:15 | 20 | 202 | 32 | 0 | 6 | 11 | 27 | 1 | 27 | 213 | 8 | 0 | 38 | 12 | 24 | 0 | 620 |
| 11:30 | 19 | 200 | 53 | 0 | 11 | 24 | 18 | 0 | 24 | 214 | 11 | 0 | 31 | 25 | 16 | 0 | 646 |
| 11:45 | 27 | 215 | 35 | 0 | 12 | 26 | 24 | 0 | 11 | 215 | 10 | 0 | 56 | 18 | 20 | 0 | 669 |
| 12:00 | 18 | 200 | 39 | 0 | 13 | 16 | 34 | 0 | 21 | 209 | 14 | 0 | 29 | 20 | 23 | 0 | 636 |
| 12:15 | 31 | 213 | 34 | 0 | 21 | 16 | 18 | 0 | 20 | 249 | 9 | 0 | 35 | 18 | 17 | 0 | 681 |
| 12:30 | 20 | 221 | 30 | 0 | 8 | 17 | 18 | 0 | 26 | 189 | 11 | 0 | 27 | 14 | 24 | 0 | 605 |
| 12:45 | 25 | 208 | 39 | 0 | 4 | 10 | 33 | 0 | 20 | 204 | 15 | 0 | 42 | 22 | 18 | 0 | 640 |
| 13:00 | 26 | 187 | 36 | 0 | 14 | 14 | 29 | 0 | 17 | 203 | 11 | 0 | 49 | 21 | 14 | 0 | 621 |
| 13:15 | 33 | 204 | 34 | 0 | 12 | 8 | 27 | 0 | 18 | 231 | 11 | 0 | 33 | 18 | 17 | 0 | 646 |
| 13:30 | 13 | 205 | 34 | 0 | 17 | 25 | 28 | 0 | 11 | 234 | 19 | 0 | 36 | 23 | 21 | 0 | 666 |
| 13:45 | 18 | 214 | 27 | 2 | 12 | 16 | 20 | 2 | 17 | 251 | 10 | 0 | 35 | 21 | 8 | 0 | 649 |
| 14:00 | 21 | 217 | 33 | 1 | 14 | 16 | 35 | 0 | 15 | 245 | 5 | 0 | 30 | 18 | 13 | 0 | 662 |
| 14:15 | 13 | 262 | 35 | 0 | 4 | 16 | 27 | 0 | 22 | 263 | 9 | 0 | 30 | 17 | 18 | 0 | 716 |
| 14:30 | 24 | 227 | 28 | 0 | 6 | 19 | 29 | 0 | 14 | 330 | 10 | 0 | 45 | 24 | 17 | 0 | 773 |
| 14:45 | 26 | 239 | 51 | 0 | 12 | 15 | 40 | 0 | 27 | 380 | 12 | 0 | 51 | 22 | 9 | 0 | 884 |
| 15:00 | 22 | 208 | 46 | 0 | 19 | 25 | 74 | 0 | 13 | 376 | 11 | 3 | 128 | 25 | 17 | 0 | 964 |
| 15:15 | 22 | 248 | 54 | 0 | 14 | 17 | 29 | 0 | 35 | 388 | 16 | 1 | 50 | 18 | 12 | 0 | 903 |
| 15:30 | 21 | 252 | 59 | 1 | 16 | 13 | 42 | 0 | 33 | 461 | 15 | 0 | 54 | 16 | 13 | 0 | 995 |
| 15:45 | 25 | 283 | 64 | 0 | 11 | 25 | 48 | 0 | 58 | 416 | 18 | 0 | 73 | 22 | 11 | 0 | 1054 |
| 16:00 | 23 | 199 | 58 | 0 | 14 | 31 | 66 | 0 | 30 | 500 | 11 | 0 | 62 | 21 | 17 | 0 | 1032 |
| 16:15 | 29 | 267 | 57 | 0 | 9 | 15 | 37 | 0 | 21 | 557 | 18 | 2 | 50 | 27 | 13 | 0 | 1100 |
| 16:30 | 28 | 277 | 59 | 0 | 11 | 29 | 63 | 0 | 27 | 531 | 14 | 0 | 62 | 24 | 12 | 0 | 1137 |
| 16:45 | 32 | 235 | 41 | 0 | 10 | 15 | 54 | 0 | 30 | 498 | 7 | 1 | 35 | 16 | 19 | 0 | 992 |
| 17:00 | 22 | 178 | 37 | 0 | 18 | 25 | 51 | 0 | 36 | 504 | 17 | 0 | 70 | 20 | 15 | 0 | 993 |
| 17:15 | 22 | 276 | 35 | 1 | 12 | 21 | 32 | 0 | 46 | 537 | 19 | 0 | 46 | 15 | 11 | 0 | 1072 |
| 17:30 | 23 | 198 | 41 | 0 | 8 | 22 | 49 | 0 | 23 | 475 | 24 | 3 | 57 | 16 | 9 | 0 | 945 |
| 17:45 | 34 | 213 | 36 | 0 | 9 | 21 | 31 | 0 | 23 | 356 | 18 | 0 | 57 | 18 | 17 | 0 | 833 |
| 18:00 | 19 | 204 | 45 | 2 | 9 | 23 | 37 | 1 | 26 | 402 | 20 | 1 | 59 | 14 | 17 | 0 | 875 |
| 18:15 | 27 | 220 | 46 | 0 | 7 | 13 | 28 | 0 | 21 | 323 | 16 | 0 | 59 | 17 | 20 | 0 | 797 |
| 18:30 | 11 | 184 | 34 | 0 | 3 | 23 | 26 | 0 | 18 | 283 | 15 | 0 | 80 | 14 | 14 | 0 | 705 |
| 18:45 | 22 | 219 | 21 | 0 | 11 | 13 | 30 | 0 | 12 | 246 | 10 | 1 | 58 | 15 | 16 | 0 | 673 |
| Total | 1095 | 14414 | 2092 | 10 | 578 | 882 | 1518 | 6 | 986 | 13603 | 618 | 23 | 2099 | 871 | 825 | 0 | 39581 |
| Cars+ | 1062 | 13853 | 2024 | 10 | 554 | 860 | 1483 | 6 | 966 | 13094 | 598 | 23 | 2042 | 851 | 799 | 0 | 38186 |
| Trucks | 33 | 561 | 68 | 0 | 18 | 13 | 30 | 0 | 20 | 509 | 20 | 0 | 57 | 20 | 26 | 0 | 1375 |
| % Trucks | 3.1 | 4.0 | 3.4 | 0.0 | 3.2 | 1.5 | 2.0 | 0.0 | 2.1 | 3.9 | 3.3 | 0.0 | 2.8 | 2.4 | 3.3 | 0.0 | 3.6 |
| | 3.9 | | | | 2.1 | | | | 3.7 | | | | 2.8 | | | | |

Location: TH 65 at 81st Avenue
 Count Date: 4/13/2017
 Counted By: JDA



AM PEAK HOUR TURNING MOVEMENT DATA
 All Vehicles

| Start Time | TH 65 | | | | 81st Avenue | | | | TH 65 | | | | 81st Avenue | | | | Int. Total |
|--------------|------------|-------|-------|-------|-------------|-------|-------|-------|------------|-------|-------|-------|-------------|-------|-------|-------|------------|
| | Southbound | | | | Westbound | | | | Northbound | | | | Eastbound | | | | |
| | Left | Thru | Right | Peds | Left | Thru | Right | Peds | Left | Thru | Right | Peds | Left | Thru | Right | Peds | |
| 7:15 | 22 | 641 | 41 | 1 | 13 | 9 | 26 | 0 | 7 | 176 | 11 | 3 | 19 | 10 | 16 | 0 | 991 |
| 7:30 | 21 | 518 | 60 | 0 | 10 | 21 | 29 | 0 | 13 | 145 | 13 | 1 | 44 | 16 | 26 | 0 | 916 |
| 7:45 | 20 | 586 | 82 | 0 | 18 | 14 | 20 | 1 | 22 | 155 | 7 | 2 | 30 | 21 | 17 | 0 | 992 |
| 8:00 | 20 | 530 | 60 | 0 | 24 | 29 | 24 | 0 | 5 | 158 | 8 | 0 | 30 | 18 | 21 | 0 | 927 |
| Total | 83 | 2275 | 243 | 1 | 65 | 73 | 99 | 1 | 47 | 634 | 39 | 6 | 123 | 65 | 80 | 0 | 3826 |
| % App. Total | 3.2 | 87.4 | 9.3 | 0.0 | 2.5 | 2.8 | 3.8 | 0.0 | 1.8 | 24.4 | 1.5 | 0.2 | 4.7 | 2.5 | 3.1 | 0.0 | |
| PHF | 0.943 | 0.887 | 0.741 | 0.250 | 0.677 | 0.629 | 0.853 | 0.250 | 0.534 | 0.901 | 0.750 | 0.500 | 0.699 | 0.774 | 0.769 | 0.000 | 0.964 |
| % Trucks | 2.5 | 2.1 | 6.1 | 0.0 | 0.0 | 1.5 | 0.0 | 0.0 | 0.0 | 8.7 | 2.6 | 0.0 | 8.8 | 8.3 | 2.6 | 0.0 | 3.6 |
| | 2.4 | | | | 0.4 | | | | 7.8 | | | | 6.8 | | | | |

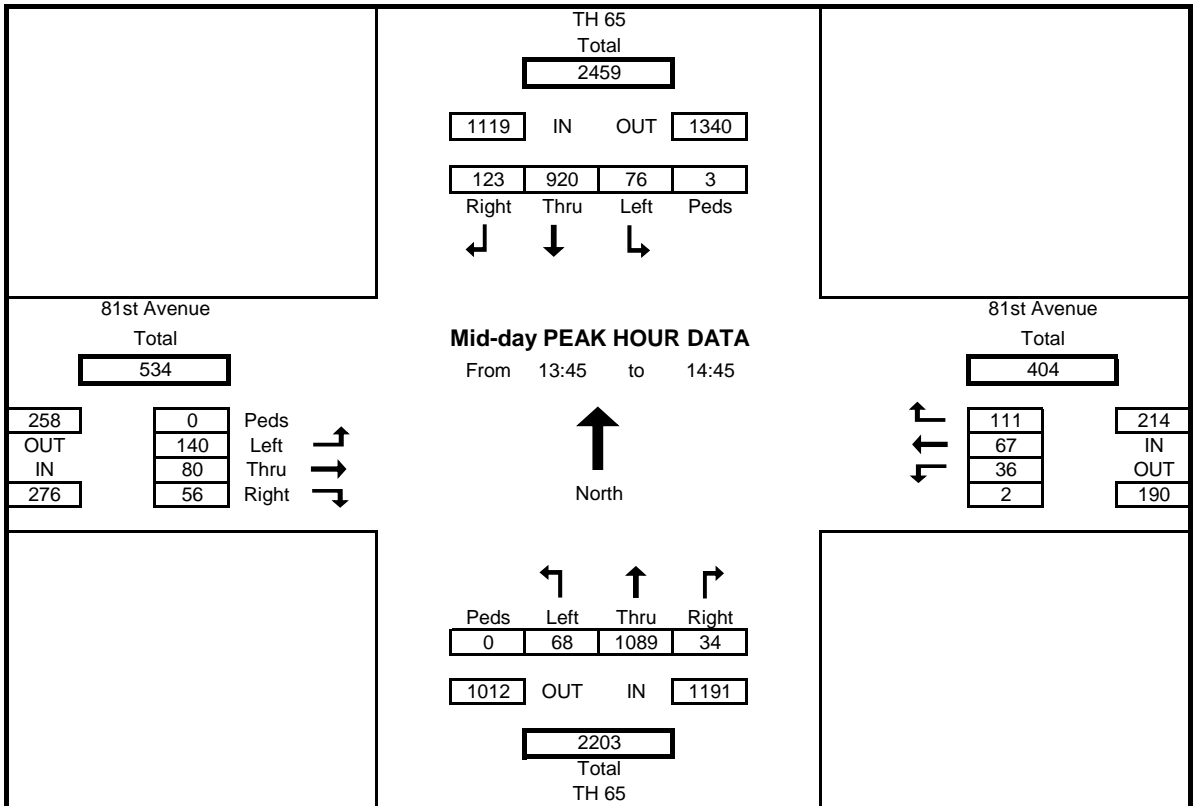


Location: TH 65 at 81st Avenue
 Count Date: 4/13/2017
 Counted By: JDA



Mid-Day PEAK HOUR TURNING MOVEMENT DATA
 All Vehicles

| Start Time | TH 65 Southbound | | | | 81st Avenue Westbound | | | | TH 65 Northbound | | | | 81st Avenue Eastbound | | | | Int. Total |
|--------------|------------------|-------|-------|-------|-----------------------|-------|-------|-------|------------------|-------|-------|-------|-----------------------|-------|-------|-------|------------|
| | Left | Thru | Right | Peds | Left | Thru | Right | Peds | Left | Thru | Right | Peds | Left | Thru | Right | Peds | |
| | 13:45 | 18 | 214 | 27 | 2 | 12 | 16 | 20 | 2 | 17 | 251 | 10 | 0 | 35 | 21 | 8 | |
| 14:00 | 21 | 217 | 33 | 1 | 14 | 16 | 35 | 0 | 15 | 245 | 5 | 0 | 30 | 18 | 13 | 0 | 662 |
| 14:15 | 13 | 262 | 35 | 0 | 4 | 16 | 27 | 0 | 22 | 263 | 9 | 0 | 30 | 17 | 18 | 0 | 716 |
| 14:30 | 24 | 227 | 28 | 0 | 6 | 19 | 29 | 0 | 14 | 330 | 10 | 0 | 45 | 24 | 17 | 0 | 773 |
| Total | 76 | 920 | 123 | 3 | 36 | 67 | 111 | 2 | 68 | 1089 | 34 | 0 | 140 | 80 | 56 | 0 | 2800 |
| % App. Total | 6.8 | 82.0 | 11.0 | 0.3 | 3.2 | 6.0 | 9.9 | 0.2 | 6.1 | 97.1 | 3.0 | 0.0 | 12.5 | 7.1 | 5.0 | 0.0 | |
| PHF | 0.792 | 0.878 | 0.879 | 0.375 | 0.643 | 0.882 | 0.793 | 0.250 | 0.773 | 0.825 | 0.850 | 0.000 | 0.778 | 0.833 | 0.778 | 0.000 | 0.906 |
| % Trucks | 2.7 | 5.5 | 6.0 | 0.0 | 2.9 | 3.1 | 1.8 | 0.0 | 4.6 | 3.1 | 0.0 | 0.0 | 2.2 | 2.6 | 1.8 | 0.0 | 3.9 |
| | 5.4 | | | | 2.4 | | | | 3.1 | | | | 2.2 | | | | |

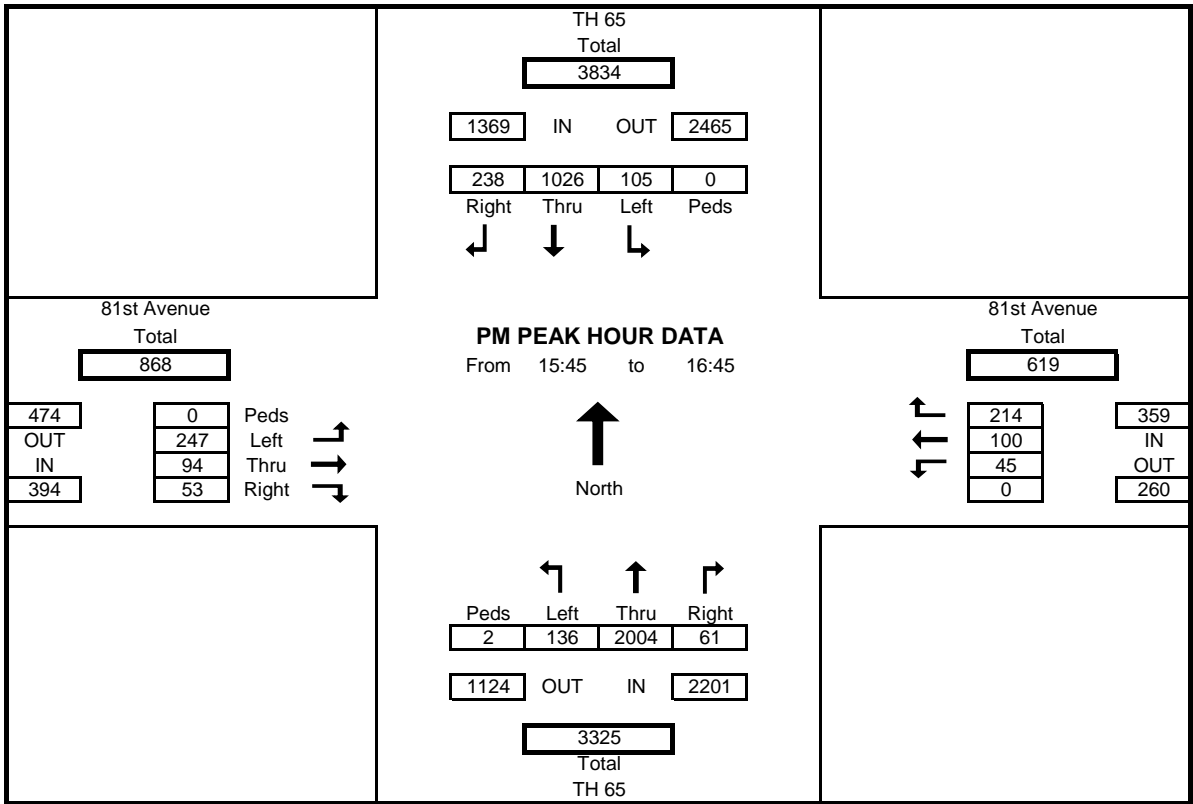


Location: TH 65 at 81st Avenue
 Count Date: 4/13/2017
 Counted By: JDA



AM PEAK HOUR TURNING MOVEMENT DATA
 All Vehicles

| Start Time | TH 65 | | | | 81st Avenue | | | | TH 65 | | | | 81st Avenue | | | | Int. Total |
|--------------|------------|-------|-------|-------|-------------|-------|-------|-------|------------|-------|-------|-------|-------------|-------|-------|-------|------------|
| | Southbound | | | | Westbound | | | | Northbound | | | | Eastbound | | | | |
| | Left | Thru | Right | Peds | Left | Thru | Right | Peds | Left | Thru | Right | Peds | Left | Thru | Right | Peds | |
| 15:45 | 25 | 283 | 64 | 0 | 11 | 25 | 48 | 0 | 58 | 416 | 18 | 0 | 73 | 22 | 11 | 0 | 1054 |
| 16:00 | 23 | 199 | 58 | 0 | 14 | 31 | 66 | 0 | 30 | 500 | 11 | 0 | 62 | 21 | 17 | 0 | 1032 |
| 16:15 | 29 | 267 | 57 | 0 | 9 | 15 | 37 | 0 | 21 | 557 | 18 | 2 | 50 | 27 | 13 | 0 | 1100 |
| 16:30 | 28 | 277 | 59 | 0 | 11 | 29 | 63 | 0 | 27 | 531 | 14 | 0 | 62 | 24 | 12 | 0 | 1137 |
| Total | 105 | 1026 | 238 | 0 | 45 | 100 | 214 | 0 | 136 | 2004 | 61 | 2 | 247 | 94 | 53 | 0 | 4323 |
| % App. Total | 7.7 | 74.9 | 17.4 | 0.0 | 3.3 | 7.3 | 15.6 | 0.0 | 9.9 | 146.4 | 4.5 | 0.1 | 18.0 | 6.9 | 3.9 | 0.0 | |
| PHF | 0.905 | 0.906 | 0.930 | 0.000 | 0.804 | 0.806 | 0.811 | 0.000 | 0.586 | 0.899 | 0.847 | 0.250 | 0.846 | 0.870 | 0.779 | 0.000 | 0.951 |
| % Trucks | 2.9 | 3.7 | 2.1 | 0.0 | 2.3 | 2.0 | 2.9 | 0.0 | 0.7 | 2.7 | 7.0 | 0.0 | 6.0 | 5.6 | 1.9 | 0.0 | 3.1 |
| | 3.4 | | | | 2.6 | | | | 2.7 | | | | 5.3 | | | | |



Location: TH 65 at 81st Avenue
 Count Date: 4/13/2017
 Counted By: JDA



TURNING MOVEMENT COUNT DATA

Cars+

| Start Time | TH 65 | | | | 81st Avenue | | | | TH 65 | | | | 81st Avenue | | | | Int. Total |
|------------|------------|-------|-------|------|-------------|------|-------|------|------------|-------|-------|------|-------------|------|-------|------|------------|
| | Southbound | | | | Westbound | | | | Northbound | | | | Eastbound | | | | |
| | Left | Thru | Right | Peds | Left | Thru | Right | Peds | Left | Thru | Right | Peds | Left | Thru | Right | Peds | |
| 6:00 | 14 | 329 | 25 | 0 | 6 | 2 | 3 | 0 | 4 | 48 | 4 | 0 | 9 | 4 | 8 | 0 | 456 |
| 6:15 | 17 | 417 | 26 | 0 | 8 | 8 | 7 | 0 | 4 | 75 | 7 | 0 | 9 | 5 | 9 | 0 | 592 |
| 6:30 | 4 | 477 | 28 | 0 | 10 | 5 | 19 | 0 | 4 | 104 | 5 | 0 | 13 | 8 | 12 | 0 | 689 |
| 6:45 | 13 | 541 | 40 | 1 | 8 | 4 | 16 | 0 | 6 | 115 | 10 | 0 | 11 | 8 | 18 | 0 | 790 |
| 7:00 | 11 | 450 | 47 | 0 | 16 | 8 | 20 | 0 | 13 | 129 | 14 | 2 | 26 | 11 | 24 | 0 | 769 |
| 7:15 | 22 | 628 | 41 | 1 | 13 | 8 | 26 | 0 | 7 | 168 | 11 | 3 | 19 | 10 | 16 | 0 | 969 |
| 7:30 | 19 | 507 | 57 | 0 | 10 | 19 | 28 | 0 | 13 | 138 | 12 | 1 | 39 | 16 | 25 | 0 | 883 |
| 7:45 | 20 | 577 | 72 | 0 | 17 | 13 | 18 | 1 | 22 | 144 | 7 | 2 | 28 | 17 | 17 | 0 | 952 |
| 8:00 | 20 | 517 | 59 | 0 | 22 | 27 | 24 | 0 | 5 | 133 | 8 | 0 | 27 | 17 | 20 | 0 | 879 |
| 8:15 | 19 | 353 | 40 | 0 | 7 | 17 | 21 | 0 | 6 | 126 | 6 | 3 | 23 | 12 | 13 | 0 | 643 |
| 8:30 | 18 | 351 | 41 | 1 | 6 | 14 | 22 | 0 | 5 | 173 | 12 | 0 | 15 | 16 | 19 | 0 | 692 |
| 8:45 | 28 | 305 | 45 | 0 | 21 | 26 | 20 | 0 | 20 | 127 | 11 | 0 | 30 | 20 | 16 | 0 | 669 |
| 9:00 | 26 | 241 | 48 | 0 | 10 | 17 | 15 | 1 | 10 | 131 | 10 | 0 | 29 | 13 | 23 | 0 | 573 |
| 9:15 | 16 | 222 | 44 | 0 | 7 | 13 | 18 | 0 | 14 | 158 | 17 | 0 | 45 | 16 | 16 | 0 | 586 |
| 9:30 | 20 | 233 | 31 | 0 | 9 | 11 | 17 | 0 | 10 | 157 | 3 | 0 | 39 | 17 | 12 | 0 | 559 |
| 9:45 | 15 | 210 | 26 | 0 | 11 | 14 | 25 | 0 | 17 | 149 | 4 | 0 | 29 | 19 | 10 | 0 | 529 |
| 10:00 | 15 | 197 | 28 | 0 | 9 | 12 | 15 | 0 | 15 | 175 | 14 | 0 | 20 | 12 | 18 | 0 | 530 |
| 10:15 | 22 | 190 | 28 | 0 | 6 | 19 | 27 | 0 | 10 | 141 | 8 | 0 | 23 | 13 | 8 | 0 | 495 |
| 10:30 | 17 | 174 | 14 | 0 | 7 | 16 | 11 | 0 | 18 | 186 | 7 | 0 | 26 | 8 | 13 | 0 | 497 |
| 10:45 | 17 | 180 | 21 | 0 | 12 | 22 | 29 | 0 | 13 | 169 | 11 | 0 | 32 | 17 | 16 | 0 | 539 |
| 11:00 | 13 | 151 | 29 | 0 | 6 | 16 | 20 | 0 | 21 | 169 | 17 | 0 | 18 | 14 | 5 | 0 | 479 |
| 11:15 | 20 | 195 | 31 | 0 | 6 | 11 | 25 | 1 | 27 | 198 | 7 | 0 | 38 | 12 | 23 | 0 | 593 |
| 11:30 | 19 | 186 | 53 | 0 | 11 | 24 | 18 | 0 | 24 | 201 | 11 | 0 | 31 | 25 | 16 | 0 | 619 |
| 11:45 | 26 | 207 | 34 | 0 | 11 | 26 | 24 | 0 | 11 | 200 | 10 | 0 | 55 | 18 | 20 | 0 | 642 |
| 12:00 | 17 | 188 | 39 | 0 | 13 | 16 | 33 | 0 | 21 | 198 | 12 | 0 | 29 | 20 | 23 | 0 | 609 |
| 12:15 | 31 | 194 | 34 | 0 | 21 | 16 | 17 | 0 | 20 | 238 | 8 | 0 | 35 | 18 | 17 | 0 | 649 |
| 12:30 | 19 | 207 | 30 | 0 | 6 | 17 | 17 | 0 | 25 | 181 | 11 | 0 | 26 | 14 | 24 | 0 | 577 |
| 12:45 | 22 | 197 | 37 | 0 | 3 | 9 | 32 | 0 | 20 | 191 | 15 | 0 | 42 | 21 | 18 | 0 | 607 |
| 13:00 | 25 | 175 | 35 | 0 | 13 | 13 | 29 | 0 | 17 | 195 | 11 | 0 | 47 | 21 | 13 | 0 | 594 |
| 13:15 | 31 | 196 | 34 | 0 | 11 | 8 | 26 | 0 | 18 | 221 | 11 | 0 | 31 | 17 | 17 | 0 | 621 |
| 13:30 | 12 | 202 | 34 | 0 | 15 | 25 | 27 | 0 | 11 | 224 | 17 | 0 | 36 | 23 | 20 | 0 | 646 |
| 13:45 | 18 | 194 | 25 | 2 | 12 | 16 | 20 | 2 | 15 | 239 | 10 | 0 | 35 | 20 | 8 | 0 | 612 |
| 14:00 | 20 | 203 | 33 | 1 | 14 | 15 | 34 | 0 | 15 | 240 | 5 | 0 | 30 | 18 | 12 | 0 | 639 |
| 14:15 | 13 | 251 | 31 | 0 | 3 | 16 | 27 | 0 | 21 | 254 | 9 | 0 | 29 | 17 | 18 | 0 | 689 |
| 14:30 | 23 | 224 | 27 | 0 | 6 | 18 | 28 | 0 | 14 | 323 | 10 | 0 | 43 | 23 | 17 | 0 | 756 |
| 14:45 | 25 | 221 | 46 | 0 | 12 | 14 | 39 | 0 | 26 | 365 | 11 | 0 | 51 | 22 | 9 | 0 | 841 |
| 15:00 | 22 | 195 | 42 | 0 | 19 | 24 | 74 | 0 | 13 | 365 | 11 | 3 | 122 | 23 | 16 | 0 | 926 |
| 15:15 | 22 | 237 | 51 | 0 | 12 | 17 | 28 | 0 | 33 | 377 | 13 | 1 | 49 | 18 | 11 | 0 | 868 |
| 15:30 | 19 | 240 | 56 | 1 | 15 | 13 | 42 | 0 | 32 | 445 | 15 | 0 | 52 | 15 | 12 | 0 | 956 |
| 15:45 | 23 | 272 | 63 | 0 | 10 | 24 | 46 | 0 | 57 | 396 | 17 | 0 | 69 | 21 | 11 | 0 | 1009 |
| 16:00 | 23 | 192 | 56 | 0 | 14 | 31 | 65 | 0 | 30 | 490 | 10 | 0 | 60 | 21 | 16 | 0 | 1008 |
| 16:15 | 28 | 259 | 55 | 0 | 9 | 14 | 36 | 0 | 21 | 544 | 16 | 2 | 47 | 23 | 13 | 0 | 1065 |
| 16:30 | 28 | 266 | 59 | 0 | 11 | 29 | 61 | 0 | 27 | 522 | 14 | 0 | 57 | 24 | 12 | 0 | 1110 |
| 16:45 | 30 | 232 | 41 | 0 | 9 | 15 | 52 | 0 | 30 | 489 | 7 | 1 | 35 | 15 | 19 | 0 | 974 |
| 17:00 | 22 | 177 | 36 | 0 | 18 | 24 | 49 | 0 | 35 | 499 | 17 | 0 | 70 | 20 | 15 | 0 | 982 |
| 17:15 | 22 | 273 | 35 | 1 | 12 | 20 | 32 | 0 | 46 | 530 | 19 | 0 | 46 | 15 | 11 | 0 | 1061 |
| 17:30 | 23 | 191 | 40 | 0 | 8 | 21 | 49 | 0 | 21 | 468 | 24 | 3 | 57 | 16 | 8 | 0 | 926 |
| 17:45 | 34 | 212 | 34 | 0 | 9 | 21 | 31 | 0 | 23 | 353 | 18 | 0 | 56 | 18 | 16 | 0 | 825 |
| 18:00 | 19 | 201 | 43 | 2 | 9 | 23 | 37 | 1 | 25 | 395 | 20 | 1 | 58 | 14 | 17 | 0 | 861 |
| 18:15 | 27 | 218 | 45 | 0 | 7 | 13 | 28 | 0 | 21 | 316 | 16 | 0 | 59 | 17 | 20 | 0 | 787 |
| 18:30 | 11 | 183 | 34 | 0 | 3 | 23 | 26 | 0 | 18 | 277 | 15 | 0 | 79 | 14 | 14 | 0 | 697 |
| 18:45 | 22 | 215 | 21 | 0 | 11 | 13 | 30 | 0 | 12 | 245 | 10 | 1 | 58 | 15 | 15 | 0 | 667 |
| Total | 1062 | 13853 | 2024 | 10 | 554 | 860 | 1483 | 6 | 966 | 13094 | 598 | 23 | 2042 | 851 | 799 | 0 | 38186 |
| Cars+ | 1062 | 13853 | 2024 | 10 | 554 | 860 | 1483 | 6 | 966 | 13094 | 598 | 23 | 2042 | 851 | 799 | 0 | 38186 |
| Trucks | 33 | 561 | 68 | 0 | 18 | 13 | 30 | 0 | 20 | 509 | 20 | 0 | 57 | 20 | 26 | 0 | 1375 |
| % Trucks | 3.1 | 4.0 | 3.4 | 0.0 | 3.2 | 1.5 | 2.0 | 0.0 | 2.1 | 3.9 | 3.3 | 0.0 | 2.8 | 2.4 | 3.3 | 0.0 | 3.6 |
| | 3.9 | | | | 2.1 | | | | 3.7 | | | | 2.8 | | | | |

Location: TH 65 at 81st Avenue
 Count Date: 4/13/2017
 Counted By: JDA



TURNING MOVEMENT COUNT DATA
Heavy Vehicles

| Start Time | TH 65 | | | | 81st Avenue | | | | TH 65 | | | | 81st Avenue | | | | Int. Total | |
|------------|------------|-------|-------|-------|-------------|------|-------|-------|------------|-------|-------|-------|-------------|------|-------|-------|------------|----|
| | Southbound | | | | Westbound | | | | Northbound | | | | Eastbound | | | | | |
| | Left | Thru | Right | Bikes | Left | Thru | Right | Bikes | Left | Thru | Right | Bikes | Left | Thru | Right | Bikes | | |
| 6:00 | 1 | 14 | 0 | 0 | 0 | 0 | 0 | 0 | 0 | 1 | 0 | 0 | 0 | 0 | 0 | 0 | 0 | 16 |
| 6:15 | 0 | 18 | 0 | 0 | 1 | 0 | 0 | 0 | 0 | 6 | 0 | 0 | 0 | 0 | 0 | 2 | 0 | 26 |
| 6:30 | 0 | 16 | 0 | 0 | 0 | 0 | 0 | 0 | 0 | 9 | 0 | 0 | 0 | 0 | 0 | 0 | 0 | 26 |
| 6:45 | 0 | 21 | 4 | 0 | 1 | 0 | 0 | 0 | 0 | 6 | 0 | 0 | 0 | 1 | 0 | 0 | 0 | 32 |
| 7:00 | 0 | 12 | 1 | 0 | 0 | 0 | 1 | 0 | 0 | 8 | 0 | 0 | 0 | 2 | 0 | 0 | 0 | 24 |
| 7:15 | 0 | 13 | 0 | 0 | 0 | 1 | 0 | 0 | 0 | 8 | 0 | 0 | 0 | 0 | 0 | 0 | 0 | 22 |
| 7:30 | 2 | 11 | 3 | 0 | 0 | 2 | 1 | 0 | 0 | 7 | 1 | 0 | 0 | 5 | 0 | 1 | 0 | 30 |
| 7:45 | 0 | 9 | 10 | 0 | 1 | 1 | 2 | 0 | 0 | 11 | 0 | 0 | 0 | 2 | 4 | 0 | 0 | 36 |
| 8:00 | 0 | 13 | 1 | 0 | 2 | 2 | 0 | 0 | 0 | 25 | 0 | 0 | 0 | 3 | 1 | 1 | 0 | 44 |
| 8:15 | 2 | 13 | 0 | 0 | 1 | 1 | 0 | 0 | 0 | 15 | 0 | 0 | 0 | 2 | 0 | 1 | 0 | 35 |
| 8:30 | 4 | 16 | 1 | 0 | 0 | 0 | 0 | 0 | 0 | 14 | 0 | 0 | 0 | 0 | 0 | 1 | 0 | 37 |
| 8:45 | 0 | 20 | 4 | 0 | 0 | 0 | 0 | 0 | 0 | 6 | 0 | 0 | 0 | 1 | 1 | 1 | 0 | 33 |
| 9:00 | 0 | 8 | 0 | 0 | 0 | 0 | 0 | 0 | 0 | 13 | 2 | 0 | 0 | 0 | 0 | 2 | 0 | 26 |
| 9:15 | 0 | 16 | 0 | 0 | 0 | 2 | 1 | 0 | 0 | 7 | 0 | 0 | 0 | 1 | 0 | 4 | 0 | 29 |
| 9:30 | 0 | 12 | 0 | 0 | 0 | 1 | 0 | 0 | 0 | 13 | 0 | 0 | 0 | 1 | 0 | 0 | 0 | 26 |
| 9:45 | 1 | 15 | 0 | 0 | 0 | 0 | 1 | 0 | 0 | 12 | 0 | 0 | 0 | 0 | 1 | 1 | 0 | 30 |
| 10:00 | 1 | 10 | 3 | 0 | 1 | 0 | 0 | 0 | 0 | 6 | 1 | 0 | 0 | 1 | 0 | 1 | 0 | 24 |
| 10:15 | 2 | 10 | 1 | 0 | 0 | 0 | 1 | 0 | 0 | 8 | 0 | 0 | 0 | 0 | 0 | 0 | 0 | 23 |
| 10:30 | 0 | 16 | 1 | 0 | 1 | 0 | 1 | 0 | 0 | 9 | 0 | 0 | 0 | 1 | 0 | 0 | 0 | 29 |
| 10:45 | 0 | 14 | 0 | 0 | 1 | 1 | 3 | 0 | 0 | 13 | 2 | 0 | 0 | 2 | 0 | 0 | 0 | 36 |
| 11:00 | 0 | 12 | 0 | 0 | 1 | 0 | 2 | 0 | 0 | 8 | 0 | 0 | 0 | 0 | 0 | 0 | 0 | 23 |
| 11:15 | 0 | 7 | 1 | 0 | 0 | 0 | 2 | 0 | 0 | 15 | 1 | 0 | 0 | 0 | 0 | 1 | 0 | 27 |
| 11:30 | 0 | 14 | 0 | 0 | 0 | 0 | 0 | 0 | 0 | 13 | 0 | 0 | 0 | 0 | 0 | 0 | 0 | 27 |
| 11:45 | 1 | 8 | 1 | 0 | 1 | 0 | 0 | 0 | 0 | 15 | 0 | 0 | 0 | 1 | 0 | 0 | 0 | 27 |
| 12:00 | 1 | 12 | 0 | 0 | 0 | 0 | 1 | 0 | 0 | 11 | 2 | 0 | 0 | 0 | 0 | 0 | 0 | 27 |
| 12:15 | 0 | 19 | 0 | 0 | 0 | 0 | 1 | 0 | 0 | 11 | 1 | 0 | 0 | 0 | 0 | 0 | 0 | 32 |
| 12:30 | 1 | 14 | 0 | 0 | 2 | 0 | 1 | 0 | 0 | 8 | 0 | 0 | 0 | 1 | 0 | 0 | 0 | 28 |
| 12:45 | 3 | 11 | 2 | 0 | 1 | 1 | 1 | 0 | 0 | 13 | 0 | 0 | 0 | 0 | 1 | 0 | 0 | 33 |
| 13:00 | 1 | 12 | 1 | 0 | 1 | 1 | 0 | 0 | 0 | 8 | 0 | 0 | 0 | 2 | 0 | 1 | 0 | 27 |
| 13:15 | 2 | 8 | 0 | 0 | 1 | 0 | 1 | 0 | 0 | 10 | 0 | 0 | 0 | 2 | 1 | 0 | 0 | 25 |
| 13:30 | 1 | 3 | 0 | 0 | 2 | 0 | 1 | 0 | 0 | 10 | 2 | 0 | 0 | 0 | 0 | 1 | 0 | 20 |
| 13:45 | 0 | 20 | 2 | 0 | 0 | 0 | 0 | 0 | 0 | 12 | 0 | 0 | 0 | 0 | 1 | 0 | 0 | 37 |
| 14:00 | 1 | 14 | 0 | 0 | 0 | 1 | 1 | 0 | 0 | 5 | 0 | 0 | 0 | 0 | 0 | 1 | 0 | 23 |
| 14:15 | 0 | 11 | 4 | 0 | 1 | 0 | 0 | 0 | 0 | 9 | 0 | 0 | 0 | 1 | 0 | 0 | 0 | 27 |
| 14:30 | 1 | 3 | 1 | 0 | 0 | 1 | 1 | 0 | 0 | 7 | 0 | 0 | 0 | 2 | 1 | 0 | 0 | 17 |
| 14:45 | 1 | 18 | 5 | 0 | 0 | 1 | 1 | 0 | 0 | 15 | 1 | 0 | 0 | 0 | 0 | 0 | 0 | 43 |
| 15:00 | 0 | 13 | 4 | 0 | 0 | 1 | 0 | 0 | 0 | 11 | 0 | 0 | 0 | 6 | 2 | 1 | 0 | 38 |
| 15:15 | 0 | 11 | 3 | 0 | 2 | 0 | 1 | 0 | 0 | 11 | 3 | 0 | 0 | 1 | 0 | 1 | 0 | 35 |
| 15:30 | 2 | 12 | 3 | 0 | 1 | 0 | 0 | 0 | 0 | 16 | 0 | 0 | 0 | 2 | 1 | 1 | 0 | 39 |
| 15:45 | 2 | 11 | 1 | 0 | 1 | 1 | 2 | 0 | 0 | 20 | 1 | 0 | 0 | 4 | 1 | 0 | 0 | 45 |
| 16:00 | 0 | 7 | 2 | 0 | 0 | 0 | 1 | 0 | 0 | 10 | 1 | 0 | 0 | 2 | 0 | 1 | 0 | 24 |
| 16:15 | 1 | 8 | 2 | 0 | 0 | 1 | 1 | 0 | 0 | 13 | 2 | 0 | 0 | 3 | 4 | 0 | 0 | 35 |
| 16:30 | 0 | 11 | 0 | 0 | 0 | 0 | 2 | 0 | 0 | 9 | 0 | 0 | 0 | 5 | 0 | 0 | 0 | 27 |
| 16:45 | 2 | 3 | 0 | 0 | 1 | 0 | 2 | 0 | 0 | 9 | 0 | 0 | 0 | 0 | 1 | 0 | 0 | 18 |
| 17:00 | 0 | 1 | 1 | 0 | 0 | 1 | 2 | 0 | 0 | 5 | 0 | 0 | 0 | 0 | 0 | 0 | 0 | 11 |
| 17:15 | 0 | 3 | 0 | 0 | 0 | 1 | 0 | 0 | 0 | 7 | 0 | 0 | 0 | 0 | 0 | 0 | 0 | 11 |
| 17:30 | 0 | 7 | 1 | 0 | 0 | 1 | 0 | 0 | 0 | 7 | 0 | 0 | 0 | 0 | 0 | 1 | 0 | 19 |
| 17:45 | 0 | 1 | 2 | 0 | 0 | 0 | 0 | 0 | 0 | 3 | 0 | 0 | 0 | 1 | 0 | 1 | 0 | 8 |
| 18:00 | 0 | 3 | 2 | 0 | 0 | 0 | 0 | 0 | 0 | 7 | 0 | 0 | 0 | 1 | 0 | 0 | 0 | 14 |
| 18:15 | 0 | 2 | 1 | 0 | 0 | 0 | 0 | 0 | 0 | 7 | 0 | 0 | 0 | 0 | 0 | 0 | 0 | 10 |
| 18:30 | 0 | 1 | 0 | 0 | 0 | 0 | 0 | 0 | 0 | 6 | 0 | 0 | 0 | 1 | 0 | 0 | 0 | 8 |
| 18:45 | 0 | 4 | 0 | 0 | 0 | 0 | 0 | 0 | 0 | 1 | 0 | 0 | 0 | 0 | 0 | 1 | 0 | 6 |
| Total | 33 | 561 | 68 | 0 | 18 | 13 | 30 | 0 | 20 | 509 | 20 | 0 | 57 | 20 | 26 | 0 | 1375 | |
| Cars+ | 1062 | 13853 | 2024 | 10 | 554 | 860 | 1483 | 6 | 966 | 13094 | 598 | 23 | 2042 | 851 | 799 | 0 | 38186 | |
| Trucks | 33 | 561 | 68 | 0 | 18 | 13 | 30 | 0 | 20 | 509 | 20 | 0 | 57 | 20 | 26 | 0 | 1375 | |
| % Trucks | 3.1 | 4.0 | 3.4 | 0.0 | 3.2 | 1.5 | 2.0 | 0.0 | 2.1 | 3.9 | 3.3 | 0.0 | 2.8 | 2.4 | 3.3 | 0.0 | 3.6 | |
| | | 3.9 | | | | 2.1 | | | | 3.7 | | | | 2.8 | | | | |