

SRF Consulting

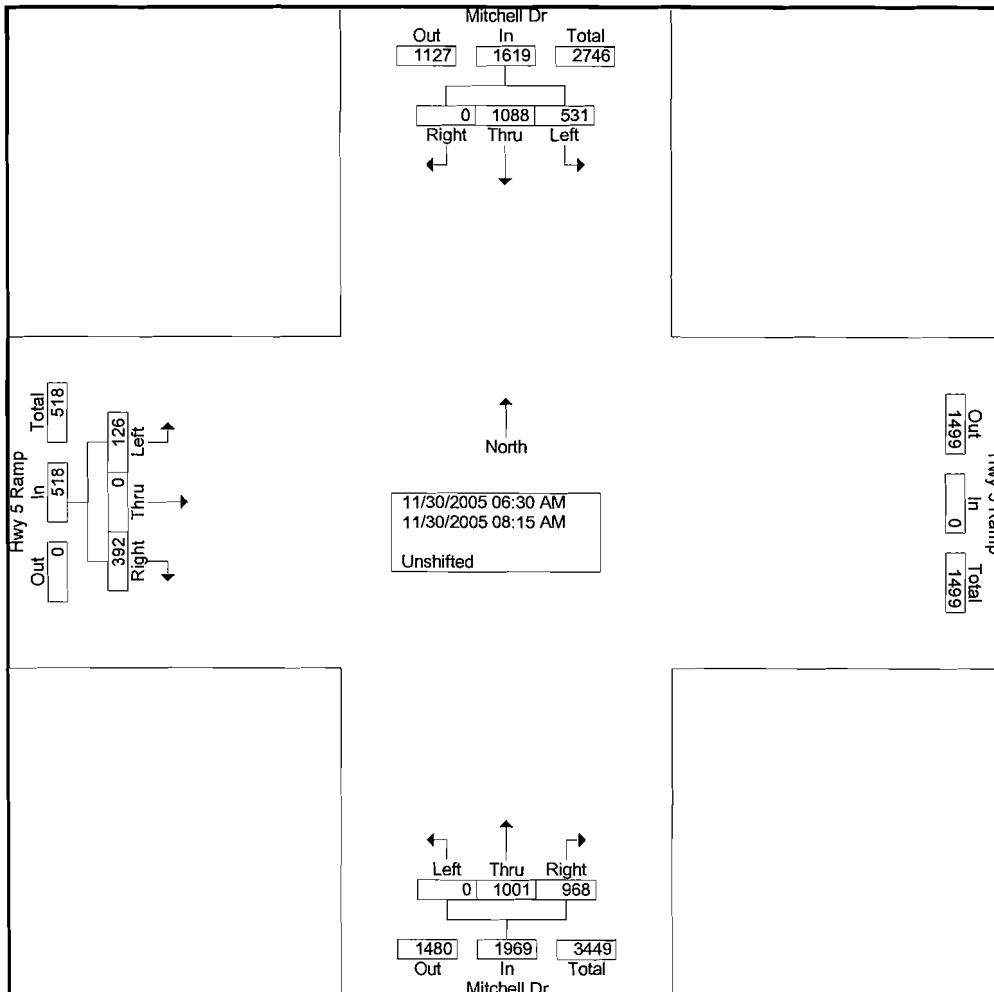
One Carlson Parkway North, Suite 150
Minneapolis, MN 55447

Day of Week: Wednesday
Counted By: Ivan
Mitchell Dr & Hwy 5 Ramp
Project #: 5553

File Name : 1130011
Site Code : 01130011
Start Date : 11/30/2005
Page No : 1

Groups Printed- Unshifted

Start Time	Mitchell Dr Southbound				Mitchell Dr Northbound				Hwy 5 Ramp Eastbound				Int. Total
	Right	Thru	Left	App. Total	Right	Thru	Left	App. Total	Right	Thru	Left	App. Total	
06:30 AM	0	83	59	142	98	52	0	150	30	0	11	41	333
06:45 AM	0	106	42	148	90	78	0	168	42	0	9	51	367
Total	0	189	101	290	188	130	0	318	72	0	20	92	700
07:00 AM	0	105	62	167	125	78	0	203	46	0	11	57	427
07:15 AM	0	142	79	221	136	126	0	262	73	0	15	88	571
07:30 AM	0	177	75	252	165	176	0	341	60	0	15	75	668
07:45 AM	0	175	81	256	125	179	0	304	55	0	24	79	639
Total	0	599	297	896	551	559	0	1110	234	0	65	299	2305
08:00 AM	0	171	58	229	114	204	0	318	49	0	25	74	621
08:15 AM	0	129	75	204	115	108	0	223	37	0	16	53	480
Grand Total	0	1088	531	1619	968	1001	0	1969	392	0	126	518	4106
Apprch %	0	67.2	32.8		49.2	50.8	0		75.7	0	24.3		
Total %	0	26.5	12.9	39.4	23.6	24.4	0	48	9.5	0	3.1	12.6	

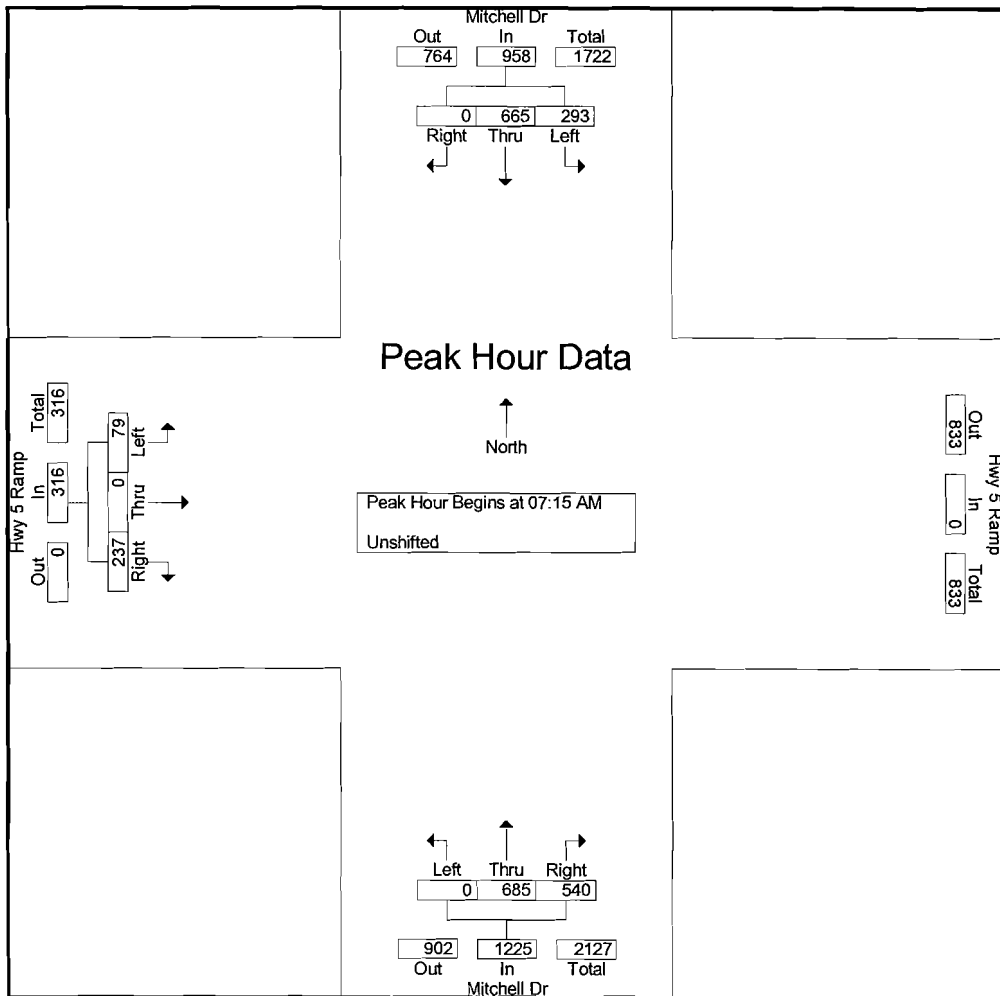


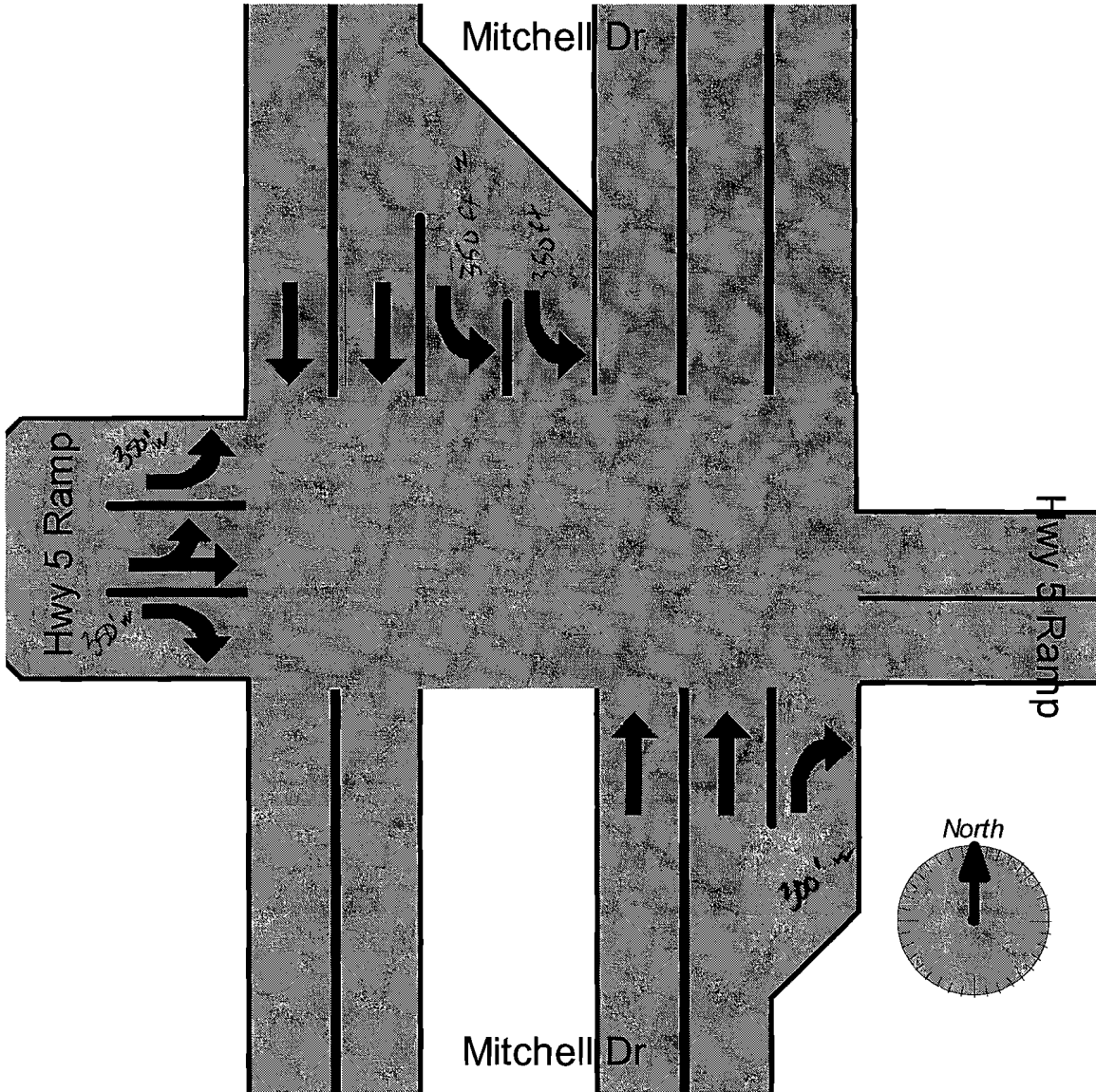
SRF Consulting

One Carlson Parkway North, Suite 150
Minneapolis, MN 55447

File Name : 1130011
 Site Code : 01130011
 Start Date : 11/30/2005
 Page No : 2

Start Time	Mitchell Dr Southbound				Mitchell Dr Northbound				Hwy 5 Ramp Eastbound				Int. Total
	Right	Thru	Left	App. Total	Right	Thru	Left	App. Total	Right	Thru	Left	App. Total	
Peak Hour Analysis From 06:30 AM to 08:15 AM - Peak 1 of 1													
Peak Hour for Entire Intersection Begins at 07:15 AM													
07:15 AM	0	142	79	221	136	126	0	262	73	0	15	88	571
07:30 AM	0	177	75	252	165	176	0	341	60	0	15	75	668
07:45 AM	0	175	81	256	125	179	0	304	55	0	24	79	639
08:00 AM	0	171	58	229	114	204	0	318	49	0	25	74	621
Total Volume	0	665	293	958	540	685	0	1225	237	0	79	316	2499
% App. Total	0	69.4	30.6		44.1	55.9	0		75	0	25		
PHF	.000	.939	.904	.936	.818	.839	.000	.898	.812	.000	.790	.898	.935





SRF Consulting

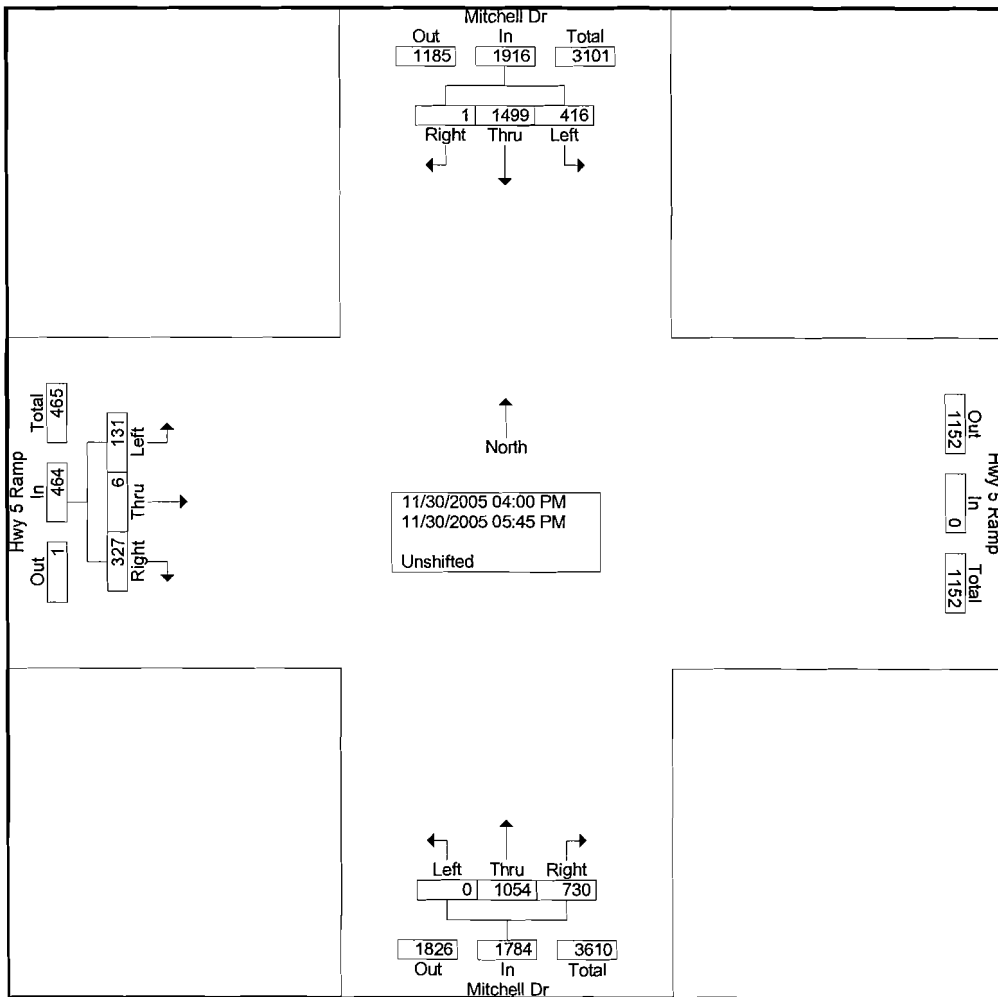
One Carlson Parkway North, Suite 150
Minneapolis, MN 55447

Day of Week: Wednesday
Counted By: Ivan
Intersection: Mitchell Dr & Hwy 5 Ramp
Project #: 5553

File Name : 1130012
Site Code : 01130012
Start Date : 11/30/2005
Page No : 1

Groups Printed- Unshifted

Start Time	Mitchell Dr Southbound				Mitchell Dr Northbound				Hwy 5 Ramp Eastbound				Int. Total
	Right	Thru	Left	App. Total	Right	Thru	Left	App. Total	Right	Thru	Left	App. Total	
04:00 PM	0	153	60	213	113	104	0	217	33	0	15	48	478
04:15 PM	0	149	58	207	92	115	0	207	32	1	11	44	458
04:30 PM	0	175	67	242	107	158	0	265	38	0	12	50	557
04:45 PM	0	205	40	245	91	118	0	209	45	1	21	67	521
Total	0	682	225	907	403	495	0	898	148	2	59	209	2014
05:00 PM	0	191	39	230	109	160	0	269	33	0	20	53	552
05:15 PM	1	208	57	266	67	128	0	195	44	0	18	62	523
05:30 PM	0	216	48	264	85	140	0	225	56	2	24	82	571
05:45 PM	0	202	47	249	66	131	0	197	46	2	10	58	504
Total	1	817	191	1009	327	559	0	886	179	4	72	255	2150
Grand Total	1	1499	416	1916	730	1054	0	1784	327	6	131	464	4164
Apprch %	0.1	78.2	21.7		40.9	59.1	0		70.5	1.3	28.2		
Total %	0	36	10	46	17.5	25.3	0	42.8	7.9	0.1	3.1	11.1	



SRF Consulting

One Carlson Parkway North, Suite 150
Minneapolis, MN 55447

File Name : 1130012
Site Code : 01130012
Start Date : 11/30/2005
Page No : 2

Start Time	Mitchell Dr Southbound				Mitchell Dr Northbound				Hwy 5 Ramp Eastbound				Int. Total
	Right	Thru	Left	App. Total	Right	Thru	Left	App. Total	Right	Thru	Left	App. Total	
Peak Hour Analysis From 04:00 PM to 05:45 PM - Peak 1 of 1													
Peak Hour for Entire Intersection Begins at 04:45 PM													
04:45 PM	0	205	40	245	91	118	0	209	45	1	21	67	521
05:00 PM	0	191	39	230	109	160	0	269	33	0	20	53	552
05:15 PM	1	208	57	266	67	128	0	195	44	0	18	62	523
05:30 PM	0	216	48	264	85	140	0	225	56	2	24	82	571
Total Volume	1	820	184	1005	352	546	0	898	178	3	83	264	2167
% App. Total	0.1	81.6	18.3		39.2	60.8	0		67.4	1.1	31.4		
PHF	.250	.949	.807	.945	.807	.853	.000	.835	.795	.375	.865	.805	.949

