

SRF Consulting Group, Inc.

One Carlson Parkway, Suite 150
Plymouth, MN 55447-4443

SRF No. 8060: Hwy 5
Location: Hwy 5/ Powers Blvd
Weekday Count
SRF Consulting

File Name : 90_Hwy 5 & Powers Blvd
Site Code : 09281120
Start Date : 2/13/2013
Page No : 1

Groups Printed- Cars+ - Heavy Vehicles

Start Time	Powers Blvd Southbound					Hwy 5 Westbound					Powers Blvd Northbound					Hwy 5 Eastbound					Int. Total
	Peds	Left	Thru	Right	App. Total	Peds	Left	Thru	Right	App. Total	Peds	Left	Thru	Right	App. Total	Peds	Left	Thru	Right	App. Total	
06:00 AM	0	14	10	4	28	0	7	56	6	69	0	6	6	82	94	0	8	147	7	162	353
06:15 AM	0	25	19	8	52	0	15	71	7	93	0	2	16	16	34	0	5	188	7	200	379
06:30 AM	0	31	16	9	56	1	6	97	7	111	0	0	15	19	34	0	8	264	9	281	482
06:45 AM	0	52	24	11	87	0	25	123	12	160	0	1	33	15	49	0	9	292	12	313	609
Total	0	122	69	32	223	1	53	347	32	433	0	9	70	132	211	0	30	891	35	956	1823
07:00 AM	0	42	32	17	91	0	19	129	16	164	0	6	28	26	60	0	18	348	7	373	688
07:15 AM	0	37	47	13	97	0	39	136	13	188	0	0	44	32	76	0	18	333	11	362	723
07:30 AM	0	51	44	23	118	0	35	130	22	187	0	3	44	38	85	0	16	362	18	396	786
07:45 AM	0	55	60	27	142	0	41	177	13	231	0	5	42	39	86	0	15	326	23	364	823
Total	0	185	183	80	448	0	134	572	64	770	0	14	158	135	307	0	67	1369	59	1495	3020
08:00 AM	0	54	56	22	132	0	39	149	14	202	0	3	43	24	70	0	24	347	17	388	792
08:15 AM	0	40	63	28	131	0	28	145	22	195	0	4	50	22	76	0	33	282	16	331	733
08:30 AM	0	35	51	38	124	0	31	151	18	200	0	1	34	13	48	0	25	275	10	310	682
08:45 AM	0	48	30	22	100	0	27	150	26	203	0	6	24	19	49	0	51	262	13	326	678
Total	0	177	200	110	487	0	125	595	80	800	0	14	151	78	243	0	133	1166	56	1355	2885
09:00 AM	0	23	32	21	76	0	24	126	19	169	0	6	27	15	48	1	29	212	4	246	539
09:15 AM	0	29	30	20	79	0	17	126	35	178	0	6	30	24	60	0	39	222	6	267	584
*** BREAK ***																					
Total	0	52	62	41	155	0	41	252	54	347	0	12	57	39	108	1	68	434	10	513	1123
*** BREAK ***																					
10:30 AM	0	28	28	24	80	0	18	80	20	118	0	6	24	21	51	0	38	142	7	187	436
10:45 AM	0	30	37	31	98	1	18	135	26	180	0	5	41	12	58	0	36	165	7	208	544
Total	0	58	65	55	178	1	36	215	46	298	0	11	65	33	109	0	74	307	14	395	980
11:00 AM	0	31	19	31	81	1	9	118	29	157	0	4	41	22	67	0	44	203	8	255	560
11:15 AM	1	29	56	36	122	1	34	148	17	200	0	5	41	28	74	1	60	158	6	225	621
11:30 AM	0	25	52	41	118	0	19	142	34	195	0	6	53	28	87	0	51	209	6	266	666
11:45 AM	0	28	50	26	104	0	29	152	37	218	0	11	62	31	104	1	56	194	9	260	686
Total	1	113	177	134	425	2	91	560	117	770	0	26	197	109	332	2	211	764	29	1006	2533
12:00 PM	0	10	36	38	84	0	27	151	35	213	0	12	62	41	115	0	54	211	5	270	682
12:15 PM	0	27	57	46	130	0	31	173	34	238	0	9	50	30	89	0	48	157	4	209	666
12:30 PM	0	29	53	60	142	1	25	152	27	205	0	5	45	36	86	0	44	151	7	202	635
12:45 PM	0	34	68	43	145	0	56	192	17	265	0	3	47	18	68	0	37	170	7	214	692
Total	0	100	214	187	501	1	139	668	113	921	0	29	204	125	358	0	183	689	23	895	2675
01:00 PM	0	33	57	45	135	0	18	167	28	213	0	1	33	23	57	0	39	173	5	217	622
01:15 PM	0	29	43	35	107	0	26	179	19	224	0	7	30	26	63	0	36	125	8	169	563
*** BREAK ***																					
Total	0	62	100	80	242	0	44	346	47	437	0	8	63	49	120	0	75	298	13	386	1185
*** BREAK ***																					
02:30 PM	0	15	40	44	99	0	24	228	40	292	0	28	32	22	82	0	30	184	13	227	700
02:45 PM	0	25	60	33	118	0	28	186	51	265	0	13	40	30	83	0	38	172	8	218	684
Total	0	40	100	77	217	0	52	414	91	557	0	41	72	52	165	0	68	356	21	445	1384
03:00 PM	0	26	36	34	96	0	27	214	33	274	0	15	55	38	108	0	29	227	4	260	738
03:15 PM	0	31	48	63	142	1	19	224	42	286	0	8	65	35	108	0	66	196	3	265	801
03:30 PM	0	29	41	51	121	0	17	250	43	310	0	12	30	22	64	0	58	217	9	284	779
03:45 PM	0	21	40	50	111	0	25	306	48	379	0	14	67	36	117	0	44	209	4	257	864
Total	0	107	165	198	470	1	88	994	166	1249	0	49	217	131	397	0	197	849	20	1066	3182
04:00 PM	0	24	43	38	105	0	27	265	55	347	0	16	56	48	120	0	60	203	6	269	841
04:15 PM	0	17	45	46	108	0	24	330	52	406	0	17	52	24	93	0	56	221	1	278	885

SRF Consulting Group, Inc.

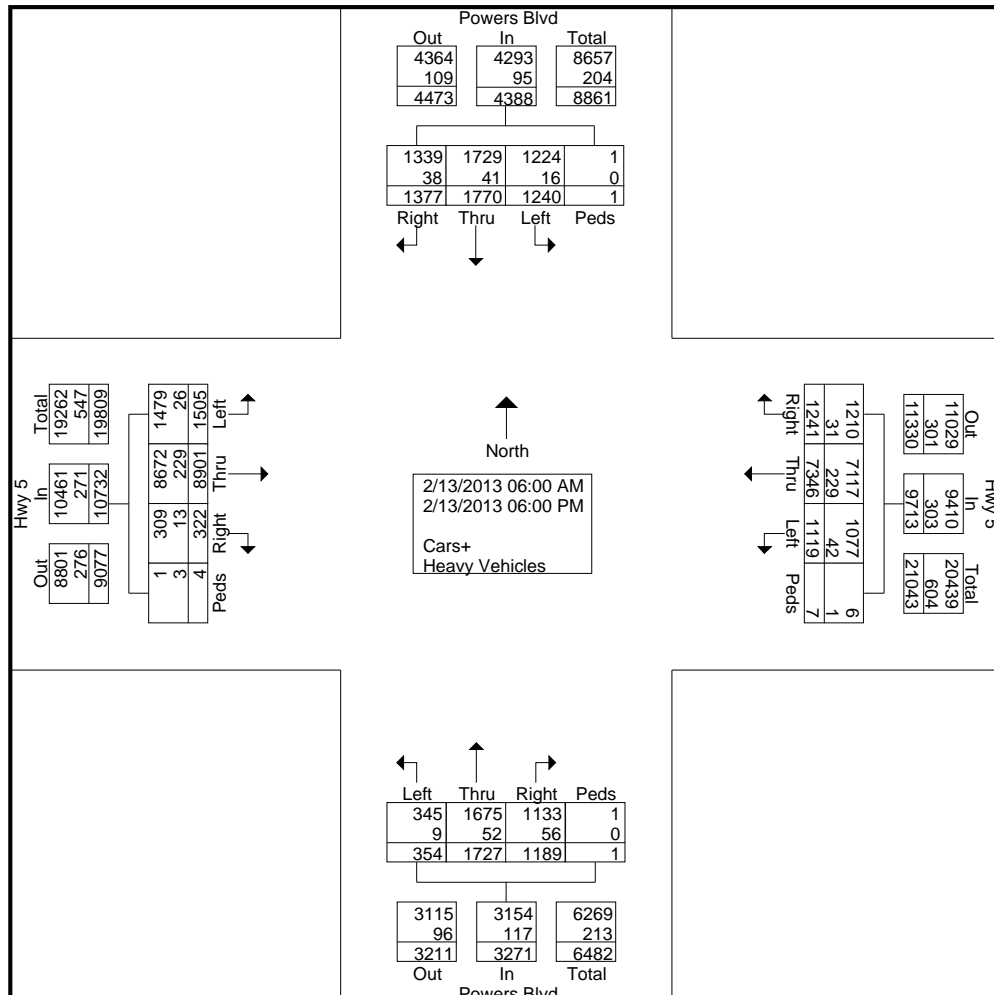
One Carlson Parkway, Suite 150
Plymouth, MN 55447-4443

SRF No. 8060: Hwy 5
Location: Hwy 5/ Powers Blvd
Weekday Count
SRF Consulting

File Name : 90_Hwy 5 & Powers Blvd
Site Code : 09281120
Start Date : 2/13/2013
Page No : 2

Groups Printed- Cars+ - Heavy Vehicles

Start Time	Powers Blvd Southbound					Hwy 5 Westbound					Powers Blvd Northbound					Hwy 5 Eastbound					Int. Total
	Peds	Left	Thru	Right	App. Total	Peds	Left	Thru	Right	App. Total	Peds	Left	Thru	Right	App. Total	Peds	Left	Thru	Right	App. Total	
04:30 PM	0	26	54	43	123	0	32	302	40	374	0	18	70	48	136	0	42	231	6	279	912
04:45 PM	0	33	78	44	155	0	20	271	50	341	0	16	67	36	119	0	44	208	4	256	871
Total	0	100	220	171	491	0	103	1168	197	1468	0	67	245	156	468	0	202	863	17	1082	3509
05:00 PM	0	30	56	48	134	0	32	334	60	426	0	25	66	52	143	0	39	227	5	271	974
05:15 PM	0	31	52	57	140	1	76	286	62	425	1	22	57	43	123	1	58	239	4	302	990
05:30 PM	0	36	59	60	155	0	67	266	53	386	0	16	48	26	90	0	56	248	9	313	944
05:45 PM	0	27	48	47	122	0	38	329	59	426	0	11	57	29	97	0	44	201	7	252	897
Total	0	124	215	212	551	1	213	1215	234	1663	1	74	228	150	453	1	197	915	25	1138	3805
*** BREAK ***																					
Grand Total	1	1240	1770	1377	4388	7	1119	7346	1241	9713	1	354	1727	1189	3271	4	1505	8901	322	10732	28104
Apprch %	0	28.3	40.3	31.4		0.1	11.5	75.6	12.8		0	10.8	52.8	36.3		0	14	82.9	3		
Total %	0	4.4	6.3	4.9	15.6	0	4	26.1	4.4	34.6	0	1.3	6.1	4.2	11.6	0	5.4	31.7	1.1	38.2	
Cars+	1	1224	1729	1339	4293	6	1077	7117	1210	9410	1	345	1675	1133	3154	1	1479	8672	309	10461	27318
% Cars+	100	98.7	97.7	97.2	97.8	85.7	96.2	96.9	97.5	96.9	100	97.5	97	95.3	96.4	25	98.3	97.4	96	97.5	97.2
Heavy Vehicles	0	16	41	38	95	1	42	229	31	303	0	9	52	56	117	3	26	229	13	271	786
% Heavy Vehicles	0	1.3	2.3	2.8	2.2	14.3	3.8	3.1	2.5	3.1	0	2.5	3	4.7	3.6	75	1.7	2.6	4	2.5	2.8



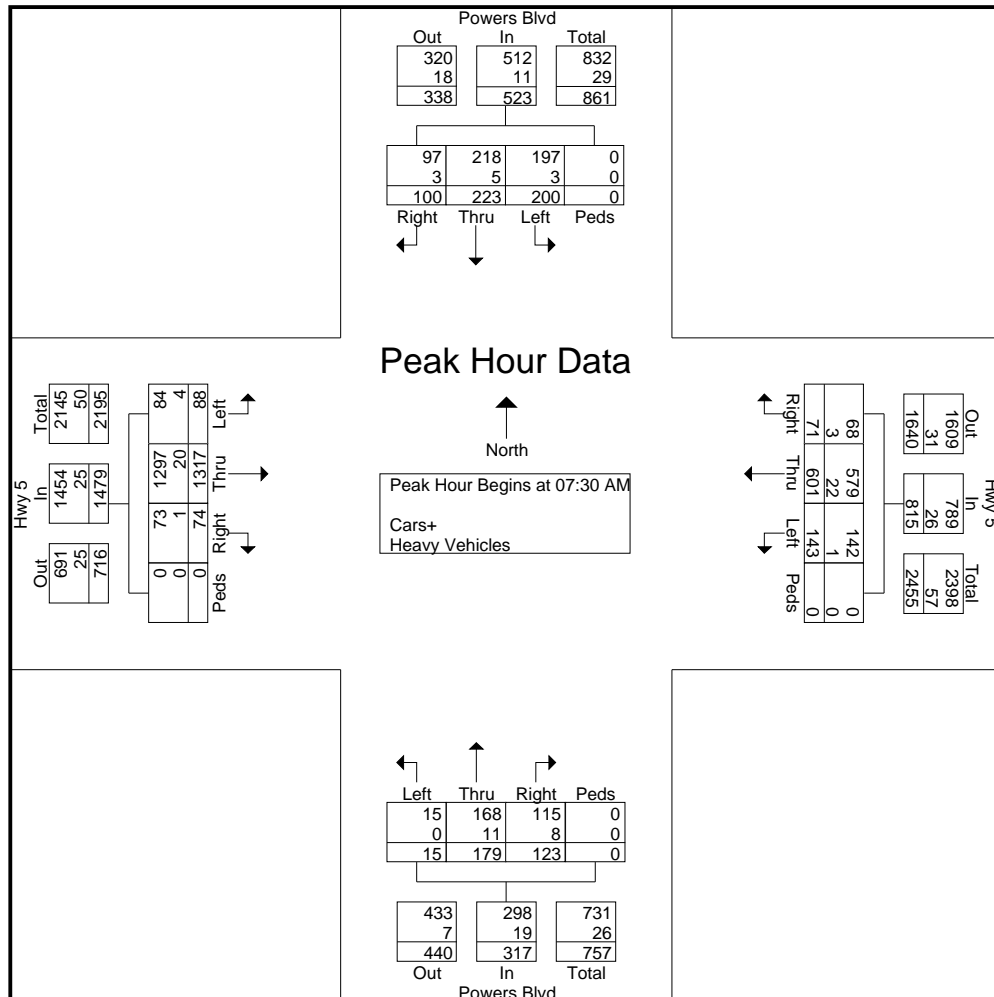
SRF Consulting Group, Inc.

One Carlson Parkway, Suite 150
Plymouth, MN 55447-4443

SRF No. 8060: Hwy 5
Location: Hwy 5/ Powers Blvd
Weekday Count
SRF Consulting

File Name : 90_Hwy 5 & Powers Blvd
Site Code : 09281120
Start Date : 2/13/2013
Page No : 3

Start Time	Powers Blvd Southbound					Hwy 5 Westbound					Powers Blvd Northbound					Hwy 5 Eastbound					Int. Total
	Peds	Left	Thru	Right	App. Total	Peds	Left	Thru	Right	App. Total	Peds	Left	Thru	Right	App. Total	Peds	Left	Thru	Right	App. Total	
Peak Hour Analysis From 06:00 AM to 08:45 AM - Peak 1 of 1																					
Peak Hour for Entire Intersection Begins at 07:30 AM																					
07:30 AM	0	51	44	23	118	0	35	130	22	187	0	3	44	38	85	0	16	362	18	396	786
07:45 AM	0	55	60	27	142	0	41	177	13	231	0	5	42	39	86	0	15	326	23	364	823
08:00 AM	0	54	56	22	132	0	39	149	14	202	0	3	43	24	70	0	24	347	17	388	792
08:15 AM	0	40	63	28	131	0	28	145	22	195	0	4	50	22	76	0	33	282	16	331	733
Total Volume	0	200	223	100	523	0	143	601	71	815	0	15	179	123	317	0	88	1317	74	1479	3134
% App. Total	0	38.2	42.6	19.1		0	17.5	73.7	8.7		0	4.7	56.5	38.8		0	5.9	89	5		
PHF	.000	.909	.885	.893	.921	.000	.872	.849	.807	.882	.000	.750	.895	.788	.922	.000	.667	.910	.804	.934	.952
Cars+	0	197	218	97	512	0	142	579	68	789	0	15	168	115	298	0	84	1297			
% Cars+	0	98.5	97.8	97.0	97.9	0	99.3	96.3	95.8	96.8	0	100	93.9	93.5	94.0	0	95.5	98.5	98.6	98.3	97.4
Heavy Vehicles	0	3	5	3	11	0	1	22	3	26	0	0	11	8	19	0	4	20	1	25	81
% Heavy Vehicles	0	1.5	2.2	3.0	2.1	0	0.7	3.7	4.2	3.2	0	0	6.1	6.5	6.0	0	4.5	1.5	1.4	1.7	2.6




SRF Consulting Group, Inc.

One Carlson Parkway, Suite 150
Plymouth, MN 55447-4443

SRF No. 8060: Hwy 5
Location: Hwy 5/ Powers Blvd
Weekday Count
SRF Consulting

File Name : 90_Hwy 5 & Powers Blvd
Site Code : 09281120
Start Date : 2/13/2013
Page No : 4

Start Time	Powers Blvd Southbound					Hwy 5 Westbound					Powers Blvd Northbound					Hwy 5 Eastbound					Int. Total
	Peds	Left	Thru	Right	App. Total	Peds	Left	Thru	Right	App. Total	Peds	Left	Thru	Right	App. Total	Peds	Left	Thru	Right	App. Total	
Peak Hour Analysis From 09:00 AM to 12:45 PM - Peak 1 of 1																					
Peak Hour for Entire Intersection Begins at 11:30 AM																					
11:30 AM	0	25	52	41	118	0	19	142	34	195	0	6	53	28	87	0	51	209	6	266	666
11:45 AM	0	28	50	26	104	0	29	152	37	218	0	11	62	31	104	1	56	194	9	260	686
12:00 PM	0	10	36	38	84	0	27	151	35	213	0	12	62	41	115	0	54	211	5	270	682
12:15 PM	0	27	57	46	130	0	31	173	34	238	0	9	50	30	89	0	48	157	4	209	666
Total Volume	0	90	195	151	436	0	106	618	140	864	0	38	227	130	395	1	209	771	24	1005	2700
% App. Total	0	20.6	44.7	34.6		0	12.3	71.5	16.2		0	9.6	57.5	32.9		0.1	20.8	76.7	2.4		
PHF	.000	.804	.855	.821	.838	.000	.855	.893	.946	.908	.000	.792	.915	.793	.859	.250	.933	.914	.667	.931	.984
Cars+	0	88	187	149	424	0	98	594	135	827	0	36	225	123	384	0	204	747	23	974	2609
% Cars+	0	97.8	95.9	98.7	97.2	0	92.5	96.1	96.4	95.7	0	94.7	99.1	94.6	97.2	0	97.6	96.9	95.8	96.9	96.6
Heavy Vehicles																					
% Heavy Vehicles	0	2.2	4.1	1.3	2.8	0	7.5	3.9	3.6	4.3	0	5.3	0.9	5.4	2.8	100	2.4	3.1	4.2	3.1	3.4



SRF Consulting Group, Inc.

One Carlson Parkway, Suite 150
Plymouth, MN 55447-4443

SRF No. 8060: Hwy 5
Location: Hwy 5/ Powers Blvd
Weekday Count
SRF Consulting

File Name : 90_Hwy 5 & Powers Blvd
Site Code : 09281120
Start Date : 2/13/2013
Page No : 5

Start Time	Powers Blvd Southbound					Hwy 5 Westbound					Powers Blvd Northbound					Hwy 5 Eastbound					Int. Total
	Peds	Left	Thru	Right	App. Total	Peds	Left	Thru	Right	App. Total	Peds	Left	Thru	Right	App. Total	Peds	Left	Thru	Right	App. Total	
Peak Hour Analysis From 01:00 PM to 04:45 PM - Peak 1 of 1																					
Peak Hour for Entire Intersection Begins at 04:00 PM																					
04:00 PM	0	24	43	38	105	0	27	265	55	347	0	16	56	48	120	0	60	203	6	269	841
04:15 PM	0	17	45	46	108	0	24	330	52	406	0	17	52	24	93	0	56	221	1	278	885
04:30 PM	0	26	54	43	123	0	32	302	40	374	0	18	70	48	136	0	42	231	6	279	912
04:45 PM	0	33	78	44	155	0	20	271	50	341	0	16	67	36	119	0	44	208	4	256	871
Total Volume	0	100	220	171	491	0	103	1168	197	1468	0	67	245	156	468	0	202	863	17	1082	3509
% App. Total	0	20.4	44.8	34.8		0	7	79.6	13.4		0	14.3	52.4	33.3		0	18.7	79.8	1.6		
PHF	.000	.758	.705	.929	.792	.000	.805	.885	.895	.904	.000	.931	.875	.813	.860	.000	.842	.934	.708	.970	.962
Cars+	0	100	217	170	487	0	102	1152													
% Cars+	0	100	98.6	99.4	99.2	0	99.0	98.6	98.5	98.6	0	97.0	97.6	96.8	97.2	0	99.0	97.8	88.2	97.9	98.3
Heavy Vehicles	0	0	3	1	4	0	1	16	3	20	0	2	6	5	13	0	2	19	2	23	60
% Heavy Vehicles	0	0	1.4	0.6	0.8	0	1.0	1.4	1.5	1.4	0	3.0	2.4	3.2	2.8	0	1.0	2.2	11.8	2.1	1.7

