

SRF Consulting Group

1 Carlson Parkway
Plymouth, Minnesota 55447

SRF No. 8060: Hwy 5
Location: Hwy 5/ Galpin Blvd
Weekday Count
SRF Consulting

File Name : 70_Hwy 5 & Galpin Blvd
Site Code : 09281120
Start Date : 2/13/2013
Page No : 1

Groups Printed- Cars+ - Heavy Vehicles

Start Time	Galpin Blvd Northbound					Galpin Blvd Southbound					Hwy 5 Eastbound					Hwy 5 Westbound					Int. Total
	Peds	Left	Thru	Right	App. Total	Peds	Left	Thru	Right	App. Total	Peds	Left	Thru	Right	App. Total	Peds	Left	Thru	Right	App. Total	
06:00 AM	0	1	3	8	12	0	10	1	3	14	0	3	123	3	129	0	2	40	2	44	199
06:15 AM	0	3	1	5	9	0	17	10	3	30	0	3	162	4	169	0	4	71	4	79	287
06:30 AM	0	3	10	14	27	0	26	6	4	36	0	2	214	15	231	0	2	89	3	94	388
06:45 AM	0	3	5	19	27	0	33	24	6	63	0	6	271	15	292	0	5	117	7	129	511
Total	0	10	19	46	75	0	86	41	16	143	0	14	770	37	821	0	13	317	16	346	1385
07:00 AM	0	10	7	23	40	0	29	13	10	52	0	6	302	6	314	0	7	120	0	127	533
07:15 AM	0	7	18	23	48	0	44	26	5	75	0	4	348	11	363	0	9	101	0	110	596
07:30 AM	0	7	17	25	49	0	30	23	5	58	0	8	358	22	388	0	18	147	2	167	662
07:45 AM	0	10	17	19	46	0	32	51	2	85	0	8	311	57	376	0	26	142	0	168	675
Total	0	34	59	90	183	0	135	113	22	270	0	26	1319	96	1441	0	60	510	2	572	2466
08:00 AM	0	10	20	19	49	0	30	42	8	80	0	10	304	21	335	0	15	130	0	145	609
08:15 AM	0	2	5	20	27	0	25	18	7	50	0	10	268	14	292	0	13	159	2	174	543
08:30 AM	0	4	11	12	27	0	21	11	9	41	0	4	220	4	228	0	8	159	0	167	463
08:45 AM	0	6	2	14	22	0	18	20	8	46	0	10	230	10	250	0	15	133	0	148	466
Total	0	22	38	65	125	0	94	91	32	217	0	34	1022	49	1105	0	51	581	2	634	2081
09:00 AM	0	19	17	17	53	0	12	34	10	56	0	7	156	24	187	0	11	142	8	161	457
09:15 AM	0	4	15	14	33	0	22	19	12	53	0	7	178	12	197	0	11	139	11	161	444
*** BREAK ***																					
Total	0	23	32	31	86	0	34	53	22	109	0	14	334	36	384	0	22	281	19	322	901
*** BREAK ***																					
10:30 AM	0	6	4	7	17	0	8	5	5	18	0	7	157	7	171	0	10	117	10	137	343
10:45 AM	0	9	9	14	32	0	16	5	5	26	0	7	163	5	175	0	17	123	16	156	389
Total	0	15	13	21	49	0	24	10	10	44	0	14	320	12	346	0	27	240	26	293	732
11:00 AM	0	4	11	13	28	0	19	9	5	33	0	6	196	7	209	1	6	117	11	135	405
11:15 AM	0	6	7	14	27	0	21	11	6	38	0	7	156	2	165	0	7	117	16	140	370
11:30 AM	0	11	14	13	38	0	11	7	8	26	0	5	212	4	221	0	12	144	23	179	464
11:45 AM	0	8	13	16	37	0	11	15	7	33	0	7	164	8	179	0	3	141	10	154	403
Total	0	29	45	56	130	0	62	42	26	130	0	25	728	21	774	1	28	519	60	608	1642
12:00 PM	0	14	13	15	42	0	11	9	5	25	0	9	185	3	197	0	15	155	14	184	448
12:15 PM	0	11	20	18	49	0	19	20	10	49	0	2	161	10	173	0	20	139	11	170	441
12:30 PM	0	9	14	10	33	0	17	13	8	38	0	8	170	5	183	0	25	172	18	215	469
12:45 PM	0	6	14	12	32	0	21	13	7	41	0	4	136	9	149	0	14	140	19	173	395
Total	0	40	61	55	156	0	68	55	30	153	0	23	652	27	702	0	74	606	62	742	1753
01:00 PM	0	5	11	14	30	0	9	13	8	30	0	3	154	12	169	0	12	167	18	197	426
01:15 PM	0	5	8	12	25	0	16	9	5	30	0	5	117	10	132	0	18	141	13	172	359
01:30 PM	0	0	0	0	0	0	0	0	0	0	0	0	0	0	0	0	0	0	1	1	1
*** BREAK ***																					
Total	0	10	19	26	55	0	25	22	13	60	0	8	271	22	301	0	30	308	32	370	786
*** BREAK ***																					
02:30 PM	0	11	13	13	37	0	15	7	8	30	0	3	175	8	186	0	11	180	24	215	468
02:45 PM	0	11	14	18	43	0	9	21	11	41	2	7	149	10	168	0	6	186	35	227	479
Total	0	22	27	31	80	0	24	28	19	71	2	10	324	18	354	0	17	366	59	442	947
03:00 PM	0	28	24	20	72	0	9	15	12	36	2	7	174	6	189	0	14	174	21	209	506
03:15 PM	0	12	20	12	44	0	12	17	6	35	0	9	194	11	214	0	22	241	24	287	580
03:30 PM	0	23	17	15	55	0	12	21	12	45	0	8	199	7	214	0	10	235	32	277	591
03:45 PM	0	22	29	21	72	0	18	25	12	55	0	11	143	7	161	0	15	265	19	299	587
Total	0	85	90	68	243	0	51	78	42	171	2	35	710	31	778	0	61	915	96	1072	2264
04:00 PM	0	30	18	22	70	0	21	18	17	56	0	18	191	3	212	0	14	285	6	305	643

SRF Consulting Group

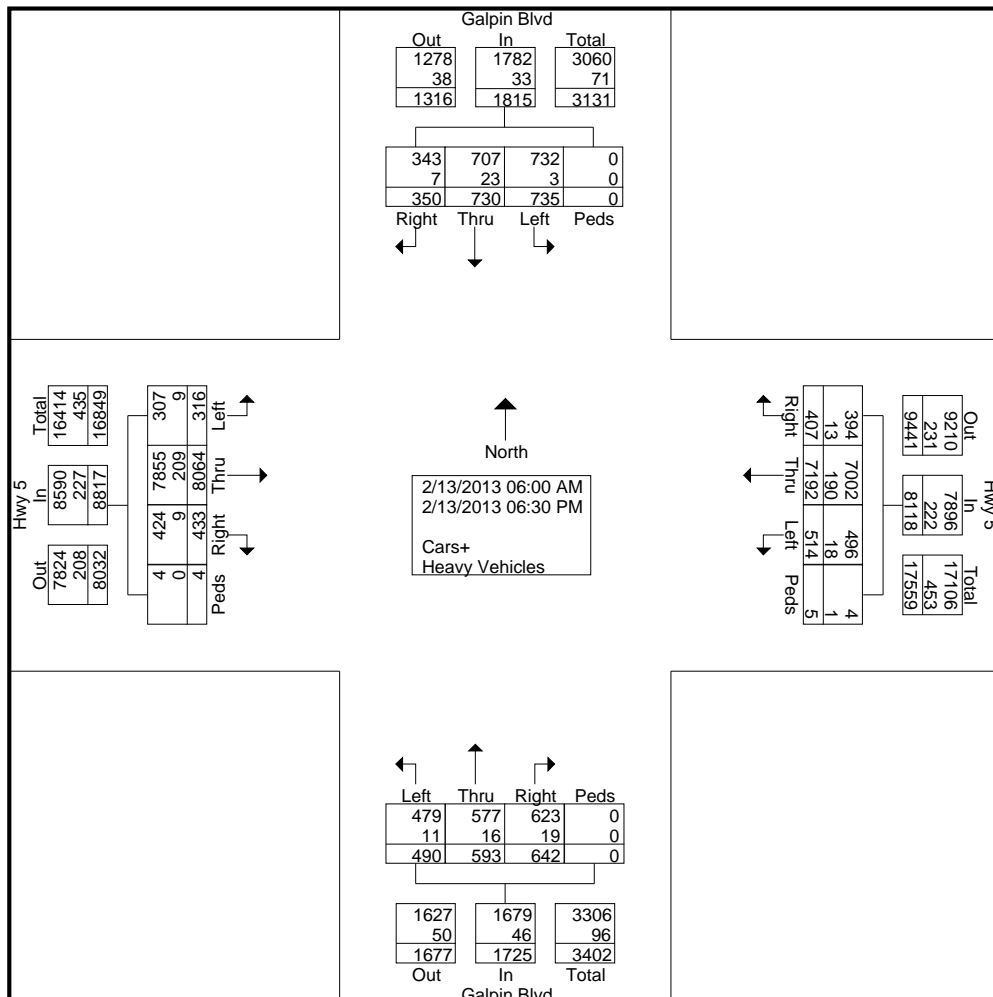
1 Carlson Parkway
Plymouth, Minnesota 55447

SRF No. 8060: Hwy 5
Location: Hwy 5/ Galpin Blvd
Weekday Count
SRF Consulting

File Name : 70_Hwy 5 & Galpin Blvd
Site Code : 09281120
Start Date : 2/13/2013
Page No : 2

Groups Printed- Cars+ - Heavy Vehicles

Start Time	Galpin Blvd Northbound					Galpin Blvd Southbound					Hwy 5 Eastbound					Hwy 5 Westbound					Int. Total
	Peds	Left	Thru	Right	App. Total	Peds	Left	Thru	Right	App. Total	Peds	Left	Thru	Right	App. Total	Peds	Left	Thru	Right	App. Total	
04:15 PM	0	18	20	25	63	0	21	29	17	67	0	11	211	5	227	0	12	300	2	314	671
04:30 PM	0	23	11	16	50	0	12	19	14	45	0	14	222	17	253	0	21	357	5	383	731
04:45 PM	0	30	43	13	86	0	21	35	16	72	0	11	177	12	200	0	17	315	10	342	700
Total	0	101	92	76	269	0	75	101	64	240	0	54	801	37	892	0	64	1257	23	1344	2745
05:00 PM	0	36	30	18	84	0	12	19	16	47	0	10	206	5	221	1	12	335	2	350	702
05:15 PM	0	16	21	18	55	0	13	24	11	48	0	15	221	10	246	2	18	350	4	374	723
05:30 PM	0	25	25	24	74	0	17	31	15	63	0	22	187	10	219	1	21	307	2	331	687
05:45 PM	0	22	22	17	61	0	15	22	12	49	0	12	199	22	233	0	16	300	2	318	661
Total	0	99	98	77	274	0	57	96	54	207	0	59	813	47	919	4	67	1292	10	1373	2773
*** BREAK ***																					
Grand Total	0	490	593	642	1725	0	735	730	350	1815	4	316	8064	433	8817	5	514	7192	407	8118	20475
Apprch %	0	28.4	34.4	37.2		0	40.5	40.2	19.3		0	3.6	91.5	4.9		0.1	6.3	88.6	5		
Total %	0	2.4	2.9	3.1	8.4	0	3.6	3.6	1.7	8.9	0	1.5	39.4	2.1	43.1	0	2.5	35.1	2	39.6	
Cars+	0	479	577	623	1679	0	732	707	343	1782	4	307	7855	424	8590	4	496	7002	394	7896	19947
% Cars+	0	97.8	97.3	97	97.3	0	99.6	96.8	98	98.2	100	97.2	97.4	97.9	97.4	80	96.5	97.4	96.8	97.3	97.4
Heavy Vehicles	0	11	16	19	46	0	3	23	7	33	0	9	209	9	227	1	18	190	13	222	528
% Heavy Vehicles	0	2.2	2.7	3	2.7	0	0.4	3.2	2	1.8	0	2.8	2.6	2.1	2.6	20	3.5	2.6	3.2	2.7	2.6




SRF Consulting Group

1 Carlson Parkway
Plymouth, Minnesota 55447

SRF No. 8060: Hwy 5
Location: Hwy 5/ Galpin Blvd
Weekday Count
SRF Consulting

File Name : 70_Hwy 5 & Galpin Blvd
Site Code : 09281120
Start Date : 2/13/2013
Page No : 3

Start Time	Galpin Blvd Northbound					Galpin Blvd Southbound					Hwy 5 Eastbound					Hwy 5 Westbound					Int. Total
	Peds	Left	Thru	Right	App. Total	Peds	Left	Thru	Right	App. Total	Peds	Left	Thru	Right	App. Total	Peds	Left	Thru	Right	App. Total	
Peak Hour Analysis From 06:00 AM to 08:45 AM - Peak 1 of 1																					
Peak Hour for Entire Intersection Begins at 07:15 AM																					
07:15 AM	0	7	18	23	48	0	44	26	5	75	0	4	348	11	363	0	9	101	0	110	596
07:30 AM	0	7	17	25	49	0	30	23	5	58	0	8	358	22	388	0	18	147	2	167	662
07:45 AM	0	10	17	19	46	0	32	51	2	85	0	8	311	57	376	0	26	142	0	168	675
08:00 AM	0	10	20	19	49	0	30	42	8	80	0	10	304	21	335	0	15	130	0	145	609
Total Volume	0	34	72	86	192	0	136	142	20	298	0	30	1321	111	1462	0	68	520	2	590	2542
% App. Total	0	17.7	37.5	44.8		0	45.6	47.7	6.7		0	2.1	90.4	7.6		0	11.5	88.1	0.3		
PHF	.000	.850	.900	.860	.980	.000	.773	.696	.625	.876	.000	.750	.922	.487	.942	.000	.654	.884	.250	.878	.941
Cars+	0	31	69	84	184	0	136	138	19	293	0	30	1306								
% Cars+	0	91.2	95.8	97.7	95.8	0	100	97.2	95.0	98.3	0	100	98.9	99.1	98.9	0	97.1	96.7	100	96.8	98.1
Heavy Vehicles	0	3	3	2	8	0	0	4	1	5	0	0	15	1	16	0	2	17	0	19	48
% Heavy Vehicles	0	8.8	4.2	2.3	4.2	0	0	2.8	5.0	1.7	0	0	1.1	0.9	1.1	0	2.9	3.3	0	3.2	1.9



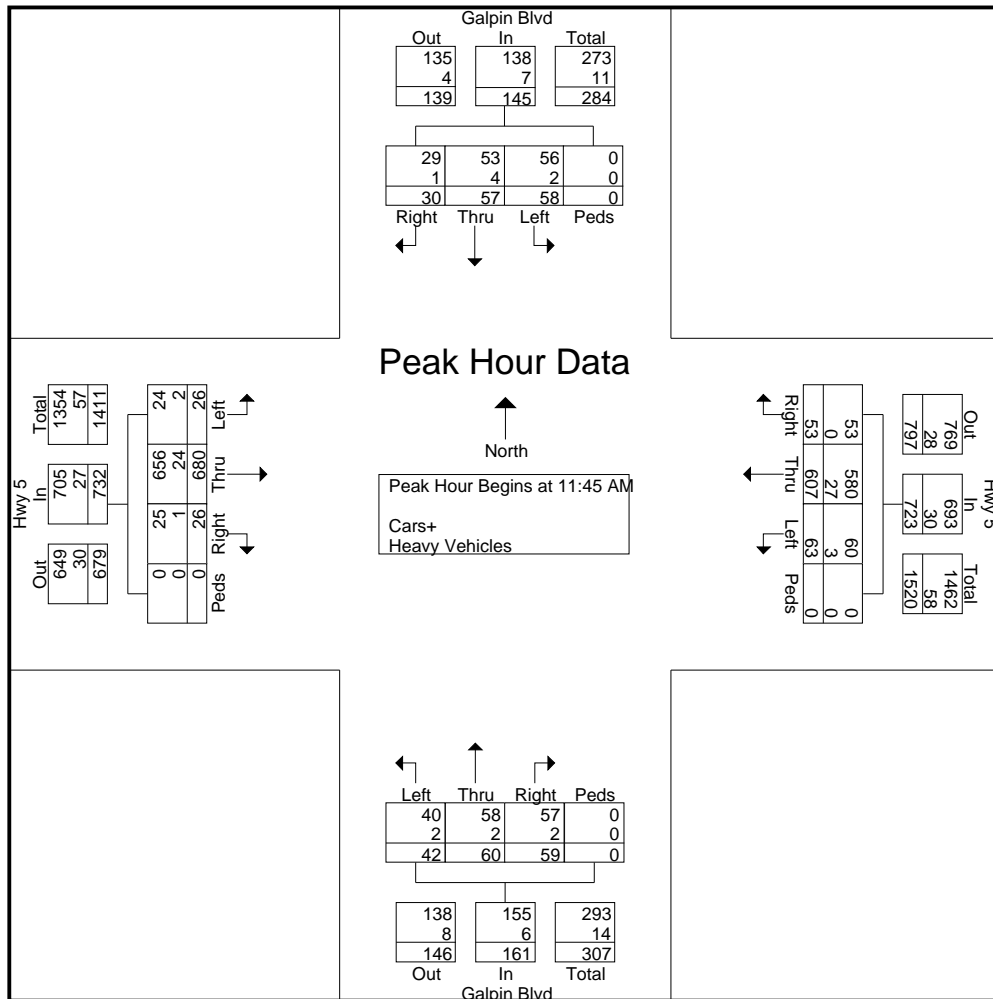
SRF Consulting Group

1 Carlson Parkway
Plymouth, Minnesota 55447

SRF No. 8060: Hwy 5
Location: Hwy 5/ Galpin Blvd
Weekday Count
SRF Consulting

File Name : 70_Hwy 5 & Galpin Blvd
Site Code : 09281120
Start Date : 2/13/2013
Page No : 4

Start Time	Galpin Blvd Northbound					Galpin Blvd Southbound					Hwy 5 Eastbound					Hwy 5 Westbound					Int. Total
	Peds	Left	Thru	Right	App. Total	Peds	Left	Thru	Right	App. Total	Peds	Left	Thru	Right	App. Total	Peds	Left	Thru	Right	App. Total	
Peak Hour Analysis From 09:00 AM to 12:45 PM - Peak 1 of 1																					
Peak Hour for Entire Intersection Begins at 11:45 AM																					
11:45 AM	0	8	13	16	37	0	11	15	7	33	0	7	164	8	179	0	3	141	10	154	403
12:00 PM	0	14	13	15	42	0	11	9	5	25	0	9	185	3	197	0	15	155	14	184	448
12:15 PM	0	11	20	18	49	0	19	20	10	49	0	2	161	10	173	0	20	139	11	170	441
12:30 PM	0	9	14	10	33	0	17	13	8	38	0	8	170	5	183	0	25	172	18	215	469
Total Volume	0	42	60	59	161	0	58	57	30	145	0	26	680	26	732	0	63	607	53	723	1761
% App. Total	0	26.1	37.3	36.6		0	40	39.3	20.7		0	3.6	92.9	3.6		0	8.7	84	7.3		
PHF	.000	.750	.750	.819	.821	.000	.763	.713	.750	.740	.000	.722	.919	.650	.929	.000	.630	.882	.736	.841	.939
Cars+	0	40	58	57	155	0	56	53	29	138	0	24	656	25	705	0	60	580	53	693	1691
% Cars+	0	95.2	96.7	96.6	96.3	0	96.6	93.0	96.7	95.2	0	92.3	96.5	96.2	96.3	0	95.2	95.6	100	95.9	96.0
Heavy Vehicles																					
% Heavy Vehicles	0	4.8	3.3	3.4	3.7	0	3.4	7.0	3.3	4.8	0	7.7	3.5	3.8	3.7	0	4.8	4.4	0	4.1	4.0



SRF Consulting Group

1 Carlson Parkway
Plymouth, Minnesota 55447

SRF No. 8060: Hwy 5
Location: Hwy 5/ Galpin Blvd
Weekday Count
SRF Consulting

File Name : 70_Hwy 5 & Galpin Blvd
Site Code : 09281120
Start Date : 2/13/2013
Page No : 5

Start Time	Galpin Blvd Northbound				Galpin Blvd Southbound				Hwy 5 Eastbound				Hwy 5 Westbound				Int. Total				
	Peds	Left	Thru	Right	App. Total	Peds	Left	Thru	Right	App. Total	Peds	Left	Thru	Right	App. Total	Peds		Left	Thru	Right	App. Total
Peak Hour Analysis From 01:00 PM to 04:45 PM - Peak 1 of 1																					
Peak Hour for Entire Intersection Begins at 04:00 PM																					
04:00 PM	0	30	18	22	70	0	21	18	17	56	0	18	191	3	212	0	14	285	6	305	643
04:15 PM	0	18	20	25	63	0	21	29	17	67	0	11	211	5	227	0	12	300	2	314	671
04:30 PM	0	23	11	16	50	0	12	19	14	45	0	14	222	17	253	0	21	357	5	383	731
04:45 PM	0	30	43	13	86	0	21	35	16	72	0	11	177	12	200	0	17	315	10	342	700
Total Volume	0	101	92	76	269	0	75	101	64	240	0	54	801	37	892	0	64	1257	23	1344	2745
% App. Total	0	37.5	34.2	28.3		0	31.2	42.1	26.7		0	6.1	89.8	4.1		0	4.8	93.5	1.7		
PHF	.000	.842	.535	.760	.782	.000	.893	.721	.941	.833	.000	.750	.902	.544	.881	.000	.762	.880	.575	.877	.939
Cars+	0	101	92	75	268	0	74	101	64	239	0	53	786	35	874	0	64	1246			
% Cars+	0	100	100	98.7	99.6	0	98.7	100	100	99.6	0	98.1	98.1	94.6	98.0	0	100	99.1	91.3	99.0	98.8
Heavy Vehicles	0	0	0	1	1	0	1	0	0	1	0	1	15	2	18	0	0	11	2	13	33
% Heavy Vehicles	0	0	0	1.3	0.4	0	1.3	0	0	0.4	0	1.9	1.9	5.4	2.0	0	0	0.9	8.7	1.0	1.2

