

# SRF Consulting Group, Inc.

One Carlson Parkway, Suite 150  
Plymouth, MN 55447-4443

SRF No. 8060: Hwy 5  
Location: Hwy 5/ Victoria Dr  
Weekday Count  
SRF Consulting

File Name : 10\_Hwy 5 & Victoria Dr  
Site Code : 09281120  
Start Date : 2/13/2013  
Page No : 1

### Groups Printed- Cars+ - Heavy Vehicles

Start Time	Victoria Dr Southbound					Hwy 5 Westbound					Victoria Dr Northbound					Hwy 5 Eastbound					Int. Total
	Peds	Left	Thru	Right	App. Total	Peds	Left	Thru	Right	App. Total	Peds	Left	Thru	Right	App. Total	Peds	Left	Thru	Right	App. Total	
06:00 AM	0	0	3	1	4	0	1	11	1	13	0	13	1	12	26	0	0	51	12	63	106
06:15 AM	0	2	0	1	3	0	2	12	0	14	0	11	3	20	34	0	1	78	11	90	141
06:30 AM	0	1	3	0	4	0	4	26	0	30	1	18	3	31	53	0	1	111	23	135	222
06:45 AM	0	1	0	2	3	0	6	32	0	38	0	22	0	34	56	0	1	113	29	143	240
<b>Total</b>	<b>0</b>	<b>4</b>	<b>6</b>	<b>4</b>	<b>14</b>	<b>0</b>	<b>13</b>	<b>81</b>	<b>1</b>	<b>95</b>	<b>1</b>	<b>64</b>	<b>7</b>	<b>97</b>	<b>169</b>	<b>0</b>	<b>3</b>	<b>353</b>	<b>75</b>	<b>431</b>	<b>709</b>
07:00 AM	0	2	3	1	6	0	9	45	1	55	0	19	14	43	76	1	4	131	26	162	299
07:15 AM	0	5	5	3	13	0	3	44	0	47	0	35	5	46	86	0	1	161	51	213	359
07:30 AM	0	4	5	4	13	0	10	41	1	52	0	40	8	56	104	0	2	167	40	209	378
07:45 AM	0	7	7	1	15	0	12	36	5	53	0	28	8	49	85	1	4	192	30	227	380
<b>Total</b>	<b>0</b>	<b>18</b>	<b>20</b>	<b>9</b>	<b>47</b>	<b>0</b>	<b>34</b>	<b>166</b>	<b>7</b>	<b>207</b>	<b>0</b>	<b>122</b>	<b>35</b>	<b>194</b>	<b>351</b>	<b>2</b>	<b>11</b>	<b>651</b>	<b>147</b>	<b>811</b>	<b>1416</b>
08:00 AM	0	7	6	4	17	0	17	41	3	61	0	24	11	33	68	0	6	130	24	160	306
08:15 AM	0	4	5	4	13	0	18	32	4	54	0	24	13	28	65	0	2	127	21	150	282
08:30 AM	0	5	5	7	17	0	12	39	2	53	0	27	10	29	66	0	2	87	34	123	259
08:45 AM	0	4	5	3	12	0	11	47	11	69	0	17	10	28	55	0	4	76	19	99	235
<b>Total</b>	<b>0</b>	<b>20</b>	<b>21</b>	<b>18</b>	<b>59</b>	<b>0</b>	<b>58</b>	<b>159</b>	<b>20</b>	<b>237</b>	<b>0</b>	<b>92</b>	<b>44</b>	<b>118</b>	<b>254</b>	<b>0</b>	<b>14</b>	<b>420</b>	<b>98</b>	<b>532</b>	<b>1082</b>
09:00 AM	1	5	7	4	17	0	11	44	7	62	0	26	7	30	63	0	4	62	17	83	225
09:15 AM	1	8	8	1	18	0	12	53	7	72	0	30	16	35	81	0	2	69	23	94	265
*** BREAK ***																					
<b>Total</b>	<b>2</b>	<b>13</b>	<b>15</b>	<b>5</b>	<b>35</b>	<b>0</b>	<b>23</b>	<b>97</b>	<b>14</b>	<b>134</b>	<b>0</b>	<b>56</b>	<b>23</b>	<b>65</b>	<b>144</b>	<b>0</b>	<b>6</b>	<b>131</b>	<b>40</b>	<b>177</b>	<b>490</b>
*** BREAK ***																					
10:30 AM	0	3	4	4	11	0	14	44	4	62	0	20	6	20	46	0	3	52	15	70	189
10:45 AM	0	5	6	2	13	0	19	54	4	77	0	20	11	14	45	0	6	51	12	69	204
<b>Total</b>	<b>0</b>	<b>8</b>	<b>10</b>	<b>6</b>	<b>24</b>	<b>0</b>	<b>33</b>	<b>98</b>	<b>8</b>	<b>139</b>	<b>0</b>	<b>40</b>	<b>17</b>	<b>34</b>	<b>91</b>	<b>0</b>	<b>9</b>	<b>103</b>	<b>27</b>	<b>139</b>	<b>393</b>
11:00 AM	0	9	6	3	18	0	12	46	10	68	0	16	18	14	48	0	9	63	15	87	221
11:15 AM	0	9	17	11	37	0	12	40	7	59	0	15	10	13	38	0	7	70	9	86	220
11:30 AM	0	11	9	7	27	0	21	49	7	77	0	14	14	14	42	0	6	51	20	77	223
11:45 AM	0	6	12	11	29	0	10	37	5	52	0	17	10	14	41	0	8	56	25	89	211
<b>Total</b>	<b>0</b>	<b>35</b>	<b>44</b>	<b>32</b>	<b>111</b>	<b>0</b>	<b>55</b>	<b>172</b>	<b>29</b>	<b>256</b>	<b>0</b>	<b>62</b>	<b>52</b>	<b>55</b>	<b>169</b>	<b>0</b>	<b>30</b>	<b>240</b>	<b>69</b>	<b>339</b>	<b>875</b>
12:00 PM	0	11	19	14	44	0	15	55	5	75	0	10	15	13	38	0	2	49	13	64	221
12:15 PM	0	6	5	1	12	0	13	56	2	71	0	2	4	16	22	0	6	52	21	79	184
12:30 PM	0	8	13	6	27	0	18	55	0	73	0	0	0	18	18	0	1	47	22	70	188
12:45 PM	0	1	12	4	17	0	12	56	0	68	0	0	0	15	15	0	5	63	10	78	178
<b>Total</b>	<b>0</b>	<b>26</b>	<b>49</b>	<b>25</b>	<b>100</b>	<b>0</b>	<b>58</b>	<b>222</b>	<b>7</b>	<b>287</b>	<b>0</b>	<b>12</b>	<b>19</b>	<b>62</b>	<b>93</b>	<b>0</b>	<b>14</b>	<b>211</b>	<b>66</b>	<b>291</b>	<b>771</b>
01:00 PM	0	11	10	5	26	0	15	57	3	75	0	2	1	15	18	0	2	50	23	75	194
01:15 PM	0	8	17	5	30	0	15	46	9	70	0	16	13	23	52	0	6	38	18	62	214
*** BREAK ***																					
<b>Total</b>	<b>0</b>	<b>19</b>	<b>27</b>	<b>10</b>	<b>56</b>	<b>0</b>	<b>30</b>	<b>103</b>	<b>12</b>	<b>145</b>	<b>0</b>	<b>18</b>	<b>14</b>	<b>38</b>	<b>70</b>	<b>0</b>	<b>8</b>	<b>88</b>	<b>41</b>	<b>137</b>	<b>408</b>
*** BREAK ***																					
02:30 PM	0	5	12	7	24	0	19	78	6	103	0	33	8	12	53	0	3	54	27	84	264
02:45 PM	0	2	13	3	18	0	17	86	6	109	0	30	12	22	64	0	6	55	27	88	279
<b>Total</b>	<b>0</b>	<b>7</b>	<b>25</b>	<b>10</b>	<b>42</b>	<b>0</b>	<b>36</b>	<b>164</b>	<b>12</b>	<b>212</b>	<b>0</b>	<b>63</b>	<b>20</b>	<b>34</b>	<b>117</b>	<b>0</b>	<b>9</b>	<b>109</b>	<b>54</b>	<b>172</b>	<b>543</b>
03:00 PM	0	10	10	6	26	2	24	85	4	115	0	19	10	15	44	0	5	68	22	95	280
03:15 PM	0	5	14	5	24	0	36	116	9	161	0	22	8	17	47	0	6	69	20	95	327
03:30 PM	1	9	25	8	43	1	34	86	8	129	0	30	10	18	58	0	4	70	34	108	338
03:45 PM	0	8	19	13	40	1	22	108	15	146	0	28	13	20	61	0	5	61	36	102	349
<b>Total</b>	<b>1</b>	<b>32</b>	<b>68</b>	<b>32</b>	<b>133</b>	<b>4</b>	<b>116</b>	<b>395</b>	<b>36</b>	<b>551</b>	<b>0</b>	<b>99</b>	<b>41</b>	<b>70</b>	<b>210</b>	<b>0</b>	<b>20</b>	<b>268</b>	<b>112</b>	<b>400</b>	<b>1294</b>
04:00 PM	0	8	17	10	35	0	23	105	11	139	0	37	19	30	86	3	4	69	17	93	353
04:15 PM	0	7	25	9	41	2	28	113	16	159	0	23	17	19	59	0	6	65	38	109	368

# SRF Consulting Group, Inc.

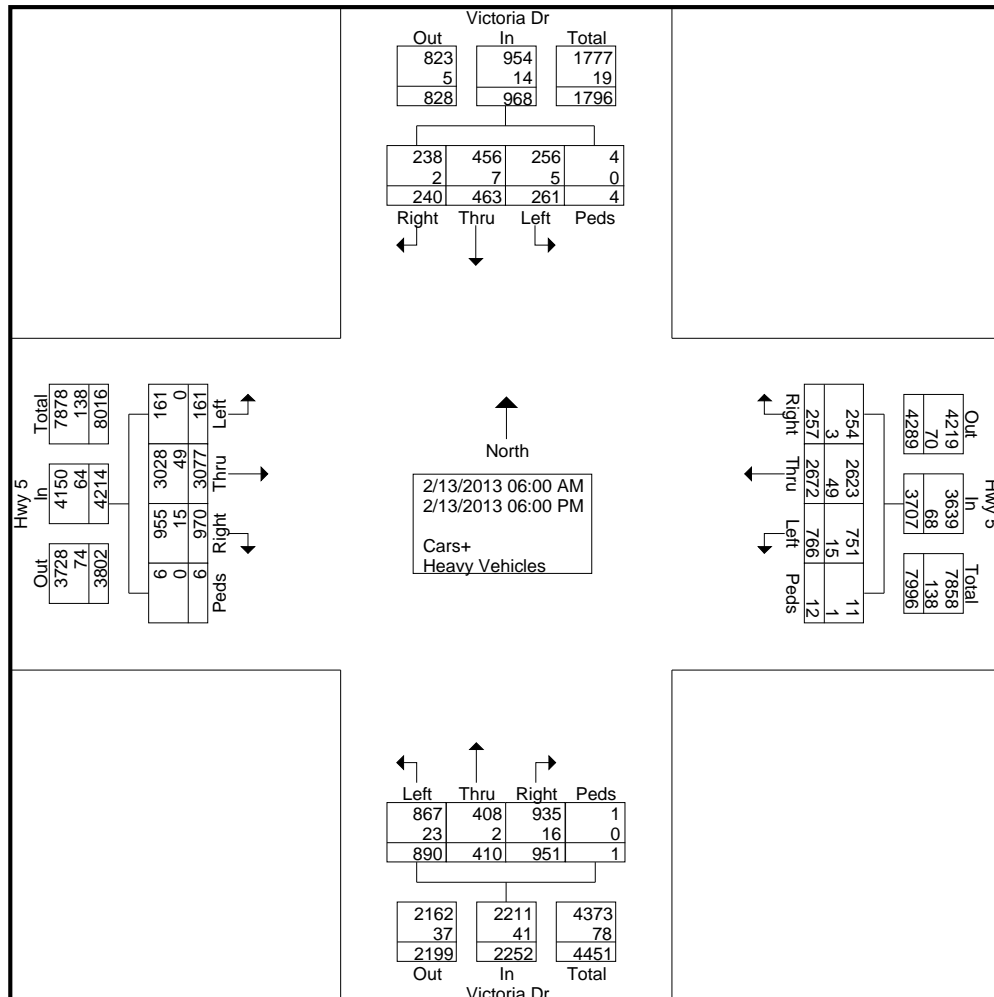
One Carlson Parkway, Suite 150  
Plymouth, MN 55447-4443

SRF No. 8060: Hwy 5  
Location: Hwy 5/ Victoria Dr  
Weekday Count  
SRF Consulting

File Name : 10\_Hwy 5 & Victoria Dr  
Site Code : 09281120  
Start Date : 2/13/2013  
Page No : 2

### Groups Printed- Cars+ - Heavy Vehicles

Start Time	Victoria Dr Southbound					Hwy 5 Westbound					Victoria Dr Northbound					Hwy 5 Eastbound					Int. Total
	Peds	Left	Thru	Right	App. Total	Peds	Left	Thru	Right	App. Total	Peds	Left	Thru	Right	App. Total	Peds	Left	Thru	Right	App. Total	
04:30 PM	0	11	19	14	44	0	41	124	11	176	0	30	15	16	61	1	6	68	24	99	380
04:45 PM	0	8	29	10	47	0	44	139	8	191	0	39	16	31	86	0	7	60	34	101	425
Total	0	34	90	43	167	2	136	481	46	665	0	129	67	96	292	4	23	262	113	402	1526
05:00 PM	0	5	20	14	39	0	34	134	12	180	0	34	23	23	80	0	3	51	40	94	393
05:15 PM	0	12	24	14	50	3	39	155	21	218	0	36	12	26	74	0	3	71	31	105	447
05:30 PM	0	16	22	8	46	3	39	111	18	171	0	30	21	17	68	0	3	69	29	101	386
05:45 PM	1	12	22	10	45	0	62	134	14	210	0	33	15	22	70	0	5	50	28	83	408
Total	1	45	88	46	180	6	174	534	65	779	0	133	71	88	292	0	14	241	128	383	1634
*** BREAK ***																					
Grand Total	4	261	463	240	968	12	766	2672	257	3707	1	890	410	951	2252	6	161	3077	970	4214	11141
Apprch %	0.4	27	47.8	24.8		0.3	20.7	72.1	6.9		0	39.5	18.2	42.2		0.1	3.8	73	23		
Total %	0	2.3	4.2	2.2	8.7	0.1	6.9	24	2.3	33.3	0	8	3.7	8.5	20.2	0.1	1.4	27.6	8.7	37.8	
Cars+	4	256	456	238	954	11	751	2623	254	3639	1	867	408	935	2211	6	161	3028	955	4150	10954
% Cars+	100	98.1	98.5	99.2	98.6	91.7	98	98.2	98.8	98.2	100	97.4	99.5	98.3	98.2	100	100	98.4	98.5	98.5	98.3
Heavy Vehicles	0	5	7	2	14	1	15	49	3	68	0	23	2	16	41	0	0	49	15	64	187
% Heavy Vehicles	0	1.9	1.5	0.8	1.4	8.3	2	1.8	1.2	1.8	0	2.6	0.5	1.7	1.8	0	0	1.6	1.5	1.5	1.7



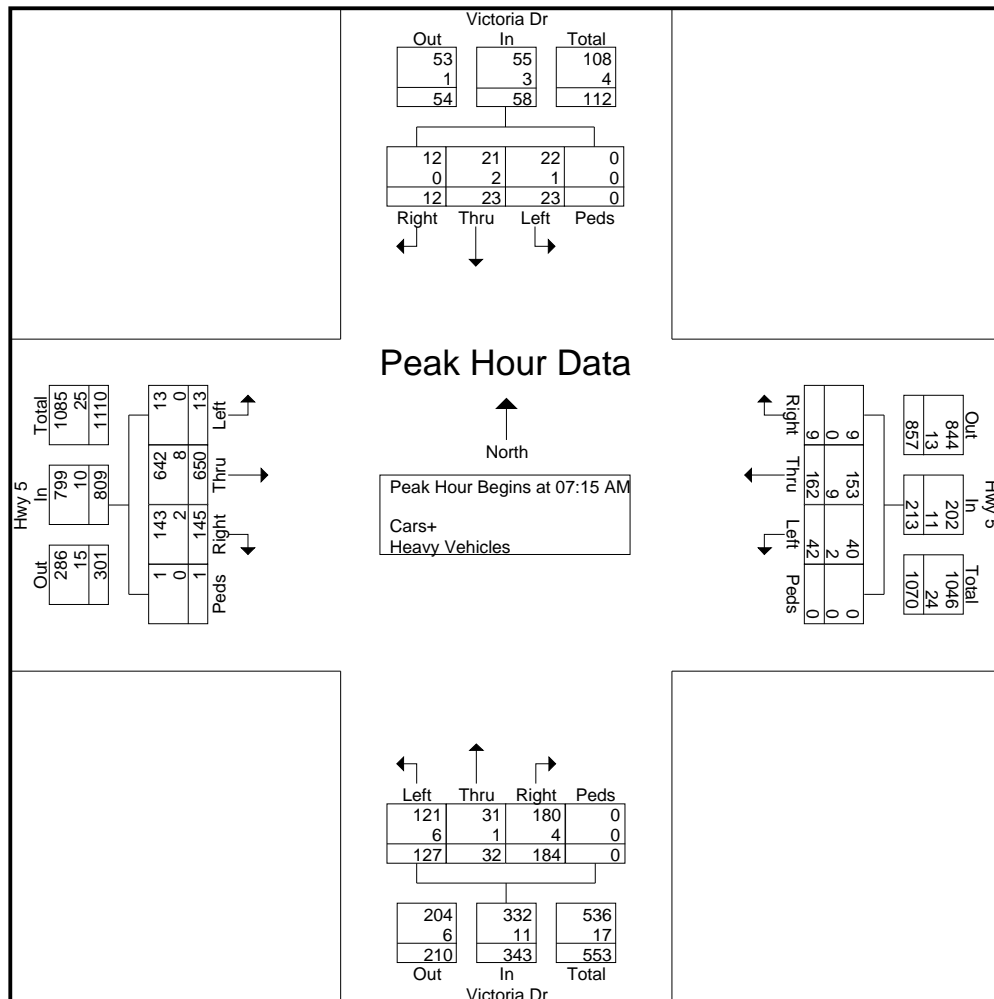
# SRF Consulting Group, Inc.

One Carlson Parkway, Suite 150  
Plymouth, MN 55447-4443

SRF No. 8060: Hwy 5  
Location: Hwy 5/ Victoria Dr  
Weekday Count  
SRF Consulting

File Name : 10\_Hwy 5 & Victoria Dr  
Site Code : 09281120  
Start Date : 2/13/2013  
Page No : 3

Start Time	Victoria Dr Southbound					Hwy 5 Westbound					Victoria Dr Northbound					Hwy 5 Eastbound					Int. Total
	Peds	Left	Thru	Right	App. Total	Peds	Left	Thru	Right	App. Total	Peds	Left	Thru	Right	App. Total	Peds	Left	Thru	Right	App. Total	
Peak Hour Analysis From 06:00 AM to 08:45 AM - Peak 1 of 1																					
Peak Hour for Entire Intersection Begins at 07:15 AM																					
07:15 AM	0	5	5	3	13	0	3	44	0	47	0	35	5	46	86	0	1	161	51	213	359
07:30 AM	0	4	5	4	13	0	10	41	1	52	0	40	8	56	104	0	2	167	40	209	378
07:45 AM	0	7	7	1	15	0	12	36	5	53	0	28	8	49	85	1	4	192	30	227	380
08:00 AM	0	7	6	4	17	0	17	41	3	61	0	24	11	33	68	0	6	130	24	160	306
Total Volume	0	23	23	12	58	0	42	162	9	213	0	127	32	184	343	1	13	650	145	809	1423
% App. Total	0	39.7	39.7	20.7		0	19.7	76.1	4.2		0	37	9.3	53.6		0.1	1.6	80.3	17.9		
PHF	.000	.821	.821	.750	.853	.000	.618	.920	.450	.873	.000	.794	.727	.821	.825	.250	.542	.846	.711	.891	.936
Cars+	0	22	21	12	55	0	40	153	9	202	0	121	31	180	332	1	13	642	143	799	1388
% Cars+	0	95.7	91.3	100	94.8	0	95.2	94.4	100	94.8	0	95.3	96.9	97.8	96.8	100	100	98.8	98.6	98.8	97.5
Heavy Vehicles																					
% Heavy Vehicles	0	4.3	8.7	0	5.2	0	4.8	5.6	0	5.2	0	4.7	3.1	2.2	3.2	0	0	1.2	1.4	1.2	2.5



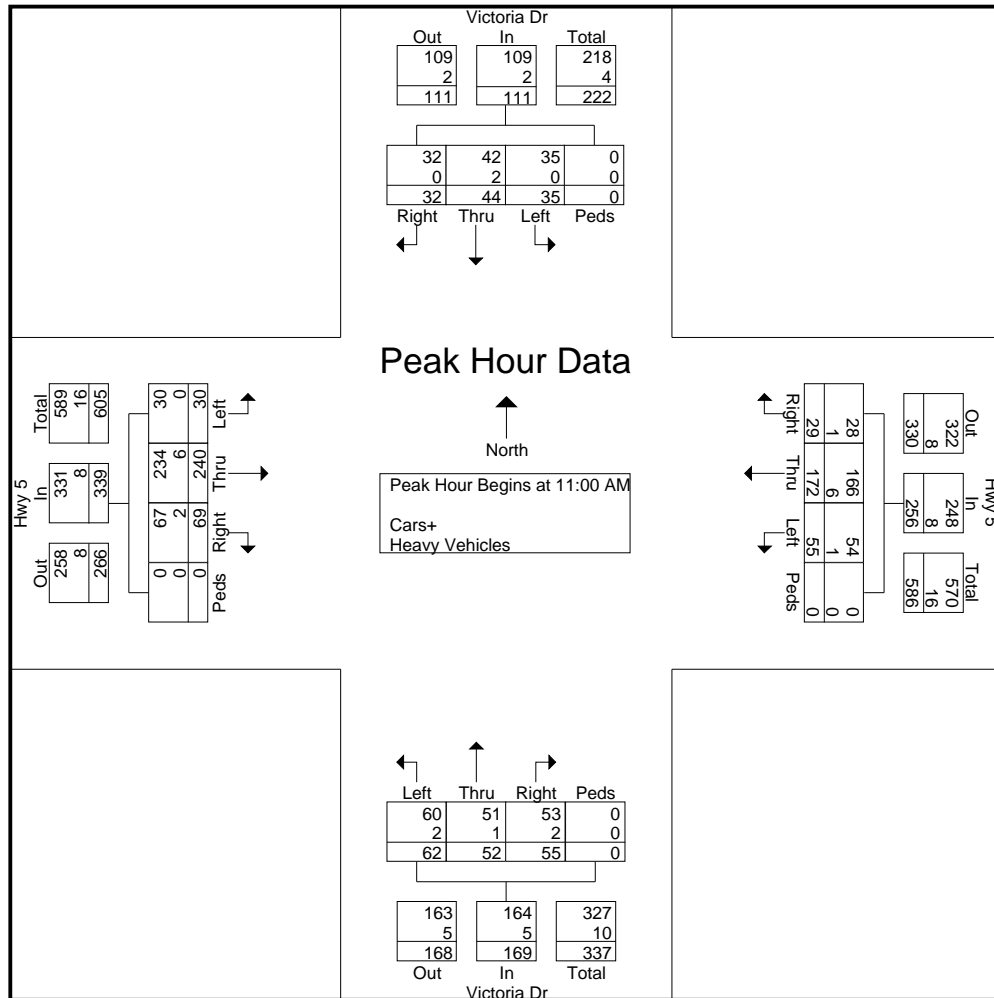
# SRF Consulting Group, Inc.

One Carlson Parkway, Suite 150  
Plymouth, MN 55447-4443

SRF No. 8060: Hwy 5  
Location: Hwy 5/ Victoria Dr  
Weekday Count  
SRF Consulting

File Name : 10\_Hwy 5 & Victoria Dr  
Site Code : 09281120  
Start Date : 2/13/2013  
Page No : 4

Start Time	Victoria Dr Southbound					Hwy 5 Westbound					Victoria Dr Northbound					Hwy 5 Eastbound					Int. Total
	Peds	Left	Thru	Right	App. Total	Peds	Left	Thru	Right	App. Total	Peds	Left	Thru	Right	App. Total	Peds	Left	Thru	Right	App. Total	
Peak Hour Analysis From 09:00 AM to 12:45 PM - Peak 1 of 1																					
Peak Hour for Entire Intersection Begins at 11:00 AM																					
11:00 AM	0	9	6	3	18	0	12	46	10	68	0	16	18	14	48	0	9	63	15	87	221
11:15 AM	0	9	17	11	37	0	12	40	7	59	0	15	10	13	38	0	7	70	9	86	220
11:30 AM	0	11	9	7	27	0	21	49	7	77	0	14	14	14	42	0	6	51	20	77	223
11:45 AM	0	6	12	11	29	0	10	37	5	52	0	17	10	14	41	0	8	56	25	89	211
Total Volume	0	35	44	32	111	0	55	172	29	256	0	62	52	55	169	0	30	240	69	339	875
% App. Total	0	31.5	39.6	28.8		0	21.5	67.2	11.3		0	36.7	30.8	32.5		0	8.8	70.8	20.4		
PHF	.000	.795	.647	.727	.750	.000	.655	.878	.725	.831	.000	.912	.722	.982	.880	.000	.833	.857	.690	.952	.981
Cars+	0	35	42	32	109	0	54	166	28	248	0	60	51	53	164	0	30	234	67	331	852
% Cars+	0	100	95.5	100	98.2	0	98.2	96.5	96.6	96.9	0	96.8	98.1	96.4	97.0	0	100	97.5	97.1	97.6	97.4
Heavy Vehicles																					
% Heavy Vehicles	0	0	4.5	0	1.8	0	1.8	3.5	3.4	3.1	0	3.2	1.9	3.6	3.0	0	0	2.5	2.9	2.4	2.6



# SRF Consulting Group, Inc.

One Carlson Parkway, Suite 150  
Plymouth, MN 55447-4443

SRF No. 8060: Hwy 5  
Location: Hwy 5/ Victoria Dr  
Weekday Count  
SRF Consulting

File Name : 10\_Hwy 5 & Victoria Dr  
Site Code : 09281120  
Start Date : 2/13/2013  
Page No : 5

Start Time	Victoria Dr Southbound					Hwy 5 Westbound					Victoria Dr Northbound					Hwy 5 Eastbound					Int. Total
	Peds	Left	Thru	Right	App. Total	Peds	Left	Thru	Right	App. Total	Peds	Left	Thru	Right	App. Total	Peds	Left	Thru	Right	App. Total	
Peak Hour Analysis From 01:00 PM to 04:45 PM - Peak 1 of 1																					
Peak Hour for Entire Intersection Begins at 04:00 PM																					
04:00 PM	0	8	17	10	35	0	23	105	11	139	0	37	19	30	86	3	4	69	17	93	353
04:15 PM	0	7	25	9	41	2	28	113	16	159	0	23	17	19	59	0	6	65	38	109	368
04:30 PM	0	11	19	14	44	0	41	124	11	176	0	30	15	16	61	1	6	68	24	99	380
04:45 PM	0	8	29	10	47	0	44	139	8	191	0	39	16	31	86	0	7	60	34	101	425
Total Volume	0	34	90	43	167	2	136	481	46	665	0	129	67	96	292	4	23	262	113	402	1526
% App. Total	0	20.4	53.9	25.7		0.3	20.5	72.3	6.9		0	44.2	22.9	32.9		1	5.7	65.2	28.1		
PHF	.000	.773	.776	.768	.888	.250	.773	.865	.719	.870	.000	.827	.882	.774	.849	.333	.821	.949	.743	.922	.898
Cars+	0	34	90	43	167	2	134	480	45	661	0	126	67	94	287	4	23	258	109	394	1509
% Cars+	0	100	100	100	100	100	98.5	99.8	97.8	99.4	0	97.7	100	97.9	98.3	100	100	98.5	96.5	98.0	98.9
Heavy Vehicles																					
% Heavy Vehicles	0	0	0	0	0	0	1.5	0.2	2.2	0.6	0	2.3	0	2.1	1.7	0	0	1.5	3.5	2.0	1.1

