

MINNESOTA DEPARTMENT of TRANSPORTATION

Metro District Traffic Engineering

METRO TRAFFIC DATA COLLECTION UNIT

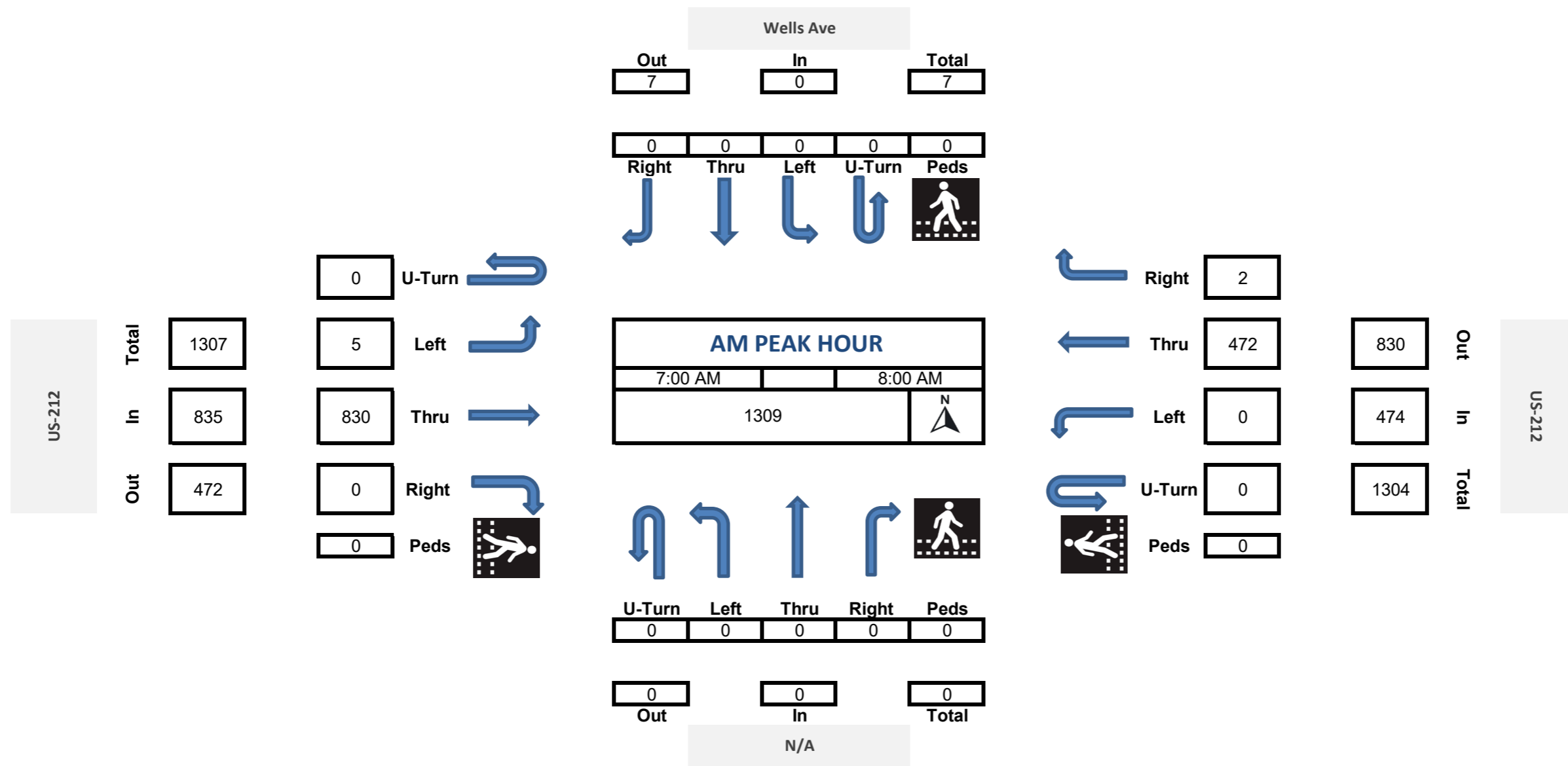
Program Support

TURN MOVEMENT COUNTS

Intersection:	US212 at Wells Ave_2023
City:	Norwood Young America
County:	
Ref.Pt.:	
Start Date:	10/17/2023






Road Name	Wells Ave						US-212						N/A						US-212						Int. Total	Peds Total
	South Bound						West Bound						North Bound						East Bound							
Start Time	U Turns	Left Turns	Straight Through	Right Turns	EB Ped Crossings	WB Ped Crossings	U Turns	Left Turns	Straight Through	Right Turns	NB Ped Crossings	SB Ped Crossings	U Turns	Left Turns	Straight Through	Right Turns	EB Ped Crossings	WB Ped Crossings	U Turns	Left Turns	Straight Through	Right Turns	NB Ped Crossings	SB Ped Crossings		
6:00 AM	0	0	0	0	0	0	0	0	59	0	0	0	0	0	0	0	0	0	0	0	142	0	0	0	201	0
6:15 AM	0	0	0	0	0	0	0	0	77	0	0	0	0	0	0	0	0	0	0	0	167	0	0	0	244	0
6:30 AM	0	1	0	0	0	0	0	0	87	2	0	0	0	0	0	0	0	0	0	1	192	0	0	0	283	0
6:45 AM	0	2	0	0	0	0	0	0	80	0	0	0	0	0	0	0	0	0	0	0	181	0	0	0	263	0
Hourly Total	0	3	0	0	0	0	0	0	303	2	0	0	0	0	0	0	0	0	0	1	682	0	0	0	991	0
7:00 AM	0	0	0	0	0	0	0	0	87	1	0	0	0	0	0	0	0	0	0	0	212	0	0	0	300	0
7:15 AM	0	0	0	0	0	0	0	0	113	0	0	0	0	0	0	0	0	0	0	0	213	0	0	0	326	0
7:30 AM	0	0	0	0	0	0	0	0	140	0	0	0	0	0	0	0	0	0	0	1	235	0	0	0	376	0
7:45 AM	0	0	0	0	0	0	0	0	132	1	0	0	0	0	0	0	0	0	0	4	170	0	0	0	307	0
Hourly Total	0	0	0	0	0	0	0	0	472	2	0	0	0	0	0	0	0	0	0	5	830	0	0	0	1309	0
8:00 AM	0	0	0	1	0	0	0	0	118	1	0	0	0	0	0	0	0	0	0	2	147	0	0	0	269	0
8:15 AM	0	1	0	0	0	0	0	0	115	0	0	0	0	0	0	0	0	0	0	0	126	0	0	0	242	0
8:30 AM	0	1	0	1	0	0	0	0	102	0	0	0	0	0	0	0	0	0	0	0	135	0	0	0	239	0
8:45 AM	0	1	0	0	0	0	0	0	96	0	0	0	0	0	0	0	0	0	0	0	119	0	0	0	216	0
Hourly Total	0	3	0	2	0	0	0	0	431	1	0	0	0	0	0	0	0	0	0	2	527	0	0	0	966	0
9:00 AM	0	0	0	1	0	0	0	0	84	1	0	0	0	0	0	0	0	0	0	1	112	0	0	0	199	0
9:15 AM	0	3	0	1	0	0	0	0	112	0	0	0	0	0	0	0	0	0	0	0	101	0	0	0	217	0
9:30 AM	0	1	0	1	0	0	0	0	90	0	0	0	0	0	0	0	0	0	0	1	103	0	0	0	196	0
9:45 AM	0	1	0	0	0	0	0	0	105	0	0	0	0	0	0	0	0	0	0	0	101	0	0	0	207	0
Hourly Total	0	5	0	3	0	0	0	0	391	1	0	0	0	0	0	0	0	0	0	2	417	0	0	0	819	0
10:00 AM	0	0	0	0	0	0	0	0	108	0	0	0	0	0	0	0	0	0	0	0	91	0	0	1	199	1
10:15 AM	0	0	0	0	0	0	0	0	95	0	0	0	0	0	0	0	0	0	0	2	105	0	0	0	202	0
10:30 AM	0	0	0	1	0	0	0	0	90	0	0	0	0	0	0	0	0	0	0	0	104	0	0	0	195	0
10:45 AM	0	1	0	0	0	0	0	0	104	1	0	0	0	0	0	0	0	0	1	2	92	0	0	0	201	0
Hourly Total	0	1	0	1	1	0	0	0	397	1	0	0	0	0	0	0	0	0	1	4	392	0	0	1	797	1
11:00 AM	0	1	0	0	0	2	0	0	98	2	0	0	0	0	0	0	0	0	0	0	81	0	0	0	182	2
11:15 AM	0	1	0	0	0	0	0	0	98	0	0	0	0	0	0	0	0	0	0	0	88	0	0	0	187	0
11:30 AM	0	0	0	0	0	0	0	0	100	0	0	0	0	0	0	0	0	0	0	0	95	0	0	0	195	0
11:45 AM	0	0	0	0	0	0	0	0	89	0	0	0	0	0	0	0	0	0	0	0	109	0	0	0	198	0
Hourly Total	0	2	0	0	0	2	0	0	385	2	0	0	0	0	0	0	0	0	0	0	373	0	0	0	762	2
12:00 PM	0	1	0	0	0	0	0	0	84	0	0	0	0	0	0	0	0	0	0	0	111	0	0	0	196	0
12:15 PM	0	0	0	0	0	0	0	0	101	1	0	0	0	0	0	0	0	0	0	2	99	0	0	0	203	0
12:30 PM	0	0	0	1	0	0	0	0	119	1	0	0	0	0	0	0	0	0	0	0	98	0	0	0	219	0
12:45 PM	0	0	0	0	0	0	0	0	104	0	0	0	0	0	0	0	0	0	0	0	103	0	0	0	207	0
Hourly Total	0	1	0	1	0	0	0	0	408	2	0	0	0	0	0	0	0	0	0	2	411	0	0	0	825	0
1:00 PM	0	5	0	1	0	0	0	0	104	1	0	0	0	0	0	0	0	0	0	1	112	0	0	0	224	0
1:15 PM	0	0	0	0	0	0	0	0	109	0	0	0	0	0	0	0	0	0	0	2	104	0	0	0	215	0
1:30 PM	0	0	0	1	0	0	0	0	107	0	0	0	0	0	0	0	0	0	0	2	102	0	0	0	212	0
1:45 PM	0	1	0	0	0	0	0	0	106	0	0	0	0	0	0	0	0	0	0	2	120	0	0	0	229	0
Hourly Total	0	6	0	2	0	0	0	0	426	1	0	0	0	0	0	0	0	0	0	7	438	0	0	0	880	0
2:00 PM	0	0	0	1	0	0	0	0	107	0	0	0	0	0	0	0	0	0	0	0	110	0	0	0	218	0
2:15 PM	0	1	0	0	0	0	0	0	125	0	0	0	0	0	0	0	0	0	0	0	122	0	0	0	248	0
2:30 PM	0	0	0	0	0	0	0	0	152	0	0	0	0	0	0	0	0	0	0	2	127	0	0	0	281	0
2:45 PM	0	1	0	1	0	0	0	0	160	0	0	0	0	0	0	0	0	0	1	0	125	0	0	0	288	0
Hourly Total	0	2	0	2	0	0	0	0	544	0	0	0	0	0	0	0	0	0	1	2	484	0	0	0	1035	0
3:00 PM	0	0	0	0	0	0	0	0	153	0	0	0	0	0	0	0	0	0	0	0	108	0	0	0	261	0

3:15 PM	0	1	0	1	0	0	0	0	191	1	0	0	0	0	0	0	0	0	123	0	0	0	317	0			
3:30 PM	0	0	0	0	0	0	0	0	199	0	0	0	0	0	0	0	0	0	1	131	0	0	0	331	0		
3:45 PM	0	1	0	1	0	0	0	0	235	0	0	0	0	0	0	0	0	0	1	125	0	0	0	363	0		
Hourly Total	0	2	0	2	0	0	0	0	778	1	0	0	0	0	0	0	0	0	2	487	0	0	0	1272	0		
4:00 PM	0	0	0	0	0	0	0	0	201	0	0	0	0	0	0	0	0	0	0	93	0	0	0	294	0		
4:15 PM	0	0	0	0	0	0	0	0	229	1	0	0	0	0	0	0	0	0	0	145	0	0	0	375	0		
4:30 PM	0	0	0	0	0	0	0	0	238	0	0	0	0	0	0	0	0	0	0	115	0	0	0	353	0		
4:45 PM	0	0	0	0	0	0	0	0	251	0	0	0	0	0	0	0	0	0	0	131	0	0	0	382	0		
Hourly Total	0	0	0	0	0	0	0	0	919	1	0	0	0	0	0	0	0	0	0	484	0	0	0	1404	0		
5:00 PM	0	0	0	3	0	0	0	0	275	1	0	0	0	0	0	0	0	0	1	138	0	0	0	418	0		
5:15 PM	0	0	0	1	0	0	0	0	251	0	0	0	0	0	0	0	0	0	0	137	0	0	0	389	0		
5:30 PM	0	0	0	0	0	0	0	0	186	1	0	0	0	0	0	0	0	0	1	119	0	0	0	307	0		
5:45 PM	0	0	0	1	0	0	0	0	157	0	0	0	0	0	0	0	0	0	1	114	0	0	0	273	0		
Hourly Total	0	0	0	5	0	0	0	0	869	2	0	0	0	0	0	0	0	0	3	508	0	0	0	1387	0		
TOTAL	0	25	0	18	1	2	0	0	6323	16	0	0	0	0	0	0	0	0	2	30	6033	0	0	1	12447	4	
Cars+	0	25	0	18			0	0	5622	15			0	0	0	0			1	30	5371	0					
Trucks	0	0	0	0			0	0	701	1			0	0	0	0			1	0	662	0				1365	
% Trucks	0.0	0.0	0.0	0.0			0.0	0.0	11.1	6.3			0.0	0.0	0.0	0.0			50.0	0.0	11.0	0.0				11.0	
			0.0						11.1						0.0					10.9							









US-212





Total	1541
In	522
Out	1019

0	U-Turn	
1	Left	
521	Thru	
0	Right	
0	Peds	






Wells Ave		
Out	In	Total
2	4	6

4	0	0	0	0
Right	Thru	Left	U-Turn	Peds
				

PM PEAK HOUR	
4:30 PM	5:30 PM
1542	
	

0	0	0	0	0
U-Turn	Left	Thru	Right	Peds
				

0	0	0
Out	In	Total
N/A		

1	Right	
1015	Thru	
0	Left	
0	U-Turn	
0	Peds	

521	Out
1016	In
1537	Total

US-212