



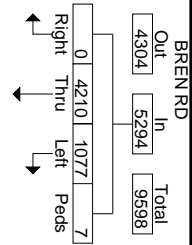
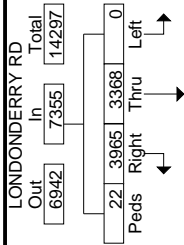
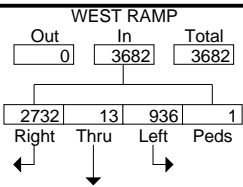
# MINNESOTA DEPT OF TRANSPORTATION

## TRAFFIC DATA COLLECTION - METRO

TH 169 @ BREN-LONDONDERRY File Name : TH 169@BREN-LONDONDERRY WEST RAMP 2007  
 RD W RAMP 2007 Site Code : 00000000  
 REF. PT.:124+00.944 Start Date : 2/22/2007  
 JAMAR#T1385/MAR Page No : 1

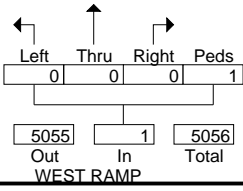
**Groups Printed- CARS & TRUCKS**

Start Time	WEST RAMP Southbound					BREN RD Westbound					WEST RAMP Northbound					LONDONDERRY RD Eastbound					Int. Total
	Left	Thru	Right	Peds	App. Total	Left	Thru	Right	Peds	App. Total	Left	Thru	Right	Peds	App. Total	Left	Thru	Right	Peds	App. Total	
06:00	7	0	38	0	45	9	59	0	0	68	0	0	0	0	0	0	14	23	0	37	150
06:15	21	1	66	0	88	7	80	0	0	87	0	0	0	0	0	0	14	25	0	39	214
06:30	23	0	82	0	105	6	131	0	0	137	0	0	0	0	0	0	38	28	0	66	308
06:45	41	0	118	1	160	15	181	0	0	196	0	0	0	0	0	0	48	64	0	112	468
<b>Total</b>	<b>92</b>	<b>1</b>	<b>304</b>	<b>1</b>	<b>398</b>	<b>37</b>	<b>451</b>	<b>0</b>	<b>0</b>	<b>488</b>	<b>0</b>	<b>0</b>	<b>0</b>	<b>0</b>	<b>0</b>	<b>0</b>	<b>114</b>	<b>140</b>	<b>0</b>	<b>254</b>	<b>1140</b>
07:00	39	0	147	0	186	10	224	0	0	234	0	0	0	0	0	0	67	68	0	135	555
07:15	58	2	201	0	261	18	282	0	0	300	0	0	0	0	0	0	74	78	0	152	713
07:30	42	0	192	0	234	28	280	0	0	308	0	0	0	0	0	0	73	67	1	141	683
07:45	63	1	207	0	271	24	309	0	0	333	0	0	0	0	0	0	86	87	0	173	777
<b>Total</b>	<b>202</b>	<b>3</b>	<b>747</b>	<b>0</b>	<b>952</b>	<b>80</b>	<b>1095</b>	<b>0</b>	<b>0</b>	<b>1175</b>	<b>0</b>	<b>0</b>	<b>0</b>	<b>0</b>	<b>0</b>	<b>0</b>	<b>300</b>	<b>300</b>	<b>1</b>	<b>601</b>	<b>2728</b>
08:00	52	0	227	0	279	22	338	0	0	360	0	0	0	0	0	0	80	77	0	157	796
08:15	68	0	206	0	274	16	281	0	0	297	0	0	0	0	0	0	75	80	0	155	726
08:30	44	1	155	0	200	24	242	0	0	266	0	0	0	0	0	0	67	78	0	145	611
08:45	44	0	164	0	208	22	191	0	0	213	0	0	0	0	0	0	72	83	0	155	576
<b>Total</b>	<b>208</b>	<b>1</b>	<b>752</b>	<b>0</b>	<b>961</b>	<b>84</b>	<b>1052</b>	<b>0</b>	<b>0</b>	<b>1136</b>	<b>0</b>	<b>0</b>	<b>0</b>	<b>0</b>	<b>0</b>	<b>0</b>	<b>294</b>	<b>318</b>	<b>0</b>	<b>612</b>	<b>2709</b>
11:00	14	1	29	0	44	46	66	0	0	112	0	0	0	0	0	0	73	94	0	167	323
11:15	20	0	49	0	69	46	79	0	1	126	0	0	0	0	0	0	84	94	0	178	373
11:30	24	0	51	0	75	36	71	0	0	107	0	0	0	0	0	0	110	126	2	238	420
11:45	15	0	38	0	53	42	94	0	0	136	0	0	0	0	0	0	127	149	0	276	465
<b>Total</b>	<b>73</b>	<b>1</b>	<b>167</b>	<b>0</b>	<b>241</b>	<b>170</b>	<b>310</b>	<b>0</b>	<b>1</b>	<b>481</b>	<b>0</b>	<b>0</b>	<b>0</b>	<b>0</b>	<b>0</b>	<b>0</b>	<b>394</b>	<b>463</b>	<b>2</b>	<b>859</b>	<b>1581</b>
12:00	25	0	35	0	60	40	75	0	0	115	0	0	0	0	0	0	108	119	0	227	402
12:15	21	1	71	0	93	44	94	0	0	138	0	0	0	0	0	0	82	88	0	170	401
12:30	21	0	75	0	96	22	110	0	2	134	0	0	0	0	0	0	86	82	0	168	398
12:45	35	1	79	0	115	20	132	0	0	152	0	0	0	0	0	0	64	93	0	157	424
<b>Total</b>	<b>102</b>	<b>2</b>	<b>260</b>	<b>0</b>	<b>364</b>	<b>126</b>	<b>411</b>	<b>0</b>	<b>2</b>	<b>539</b>	<b>0</b>	<b>0</b>	<b>0</b>	<b>0</b>	<b>0</b>	<b>0</b>	<b>340</b>	<b>382</b>	<b>0</b>	<b>722</b>	<b>1625</b>
15:00	13	0	41	0	54	27	80	0	1	108	0	0	0	0	0	0	159	143	0	302	464
15:15	17	2	50	0	69	24	66	0	0	90	0	0	0	0	0	0	112	133	0	245	404
15:30	28	1	50	0	79	46	70	0	1	117	0	0	0	0	0	0	117	172	1	290	486
15:45	24	0	44	0	68	32	74	0	0	106	0	0	0	0	0	0	120	153	13	286	460
<b>Total</b>	<b>82</b>	<b>3</b>	<b>185</b>	<b>0</b>	<b>270</b>	<b>129</b>	<b>290</b>	<b>0</b>	<b>2</b>	<b>421</b>	<b>0</b>	<b>0</b>	<b>0</b>	<b>0</b>	<b>0</b>	<b>0</b>	<b>508</b>	<b>601</b>	<b>14</b>	<b>1123</b>	<b>1814</b>
16:00	20	0	46	0	66	43	79	0	0	122	0	0	0	0	0	0	188	239	0	427	615
16:15	29	0	55	0	84	46	73	0	0	119	0	0	0	0	0	0	149	180	0	329	532
16:30	18	0	32	0	50	57	67	0	0	124	0	0	0	0	0	0	184	265	0	449	623
16:45	20	1	52	0	73	54	85	0	1	140	0	0	0	0	0	0	193	197	0	390	603
<b>Total</b>	<b>87</b>	<b>1</b>	<b>185</b>	<b>0</b>	<b>273</b>	<b>200</b>	<b>304</b>	<b>0</b>	<b>1</b>	<b>505</b>	<b>0</b>	<b>0</b>	<b>0</b>	<b>0</b>	<b>0</b>	<b>0</b>	<b>714</b>	<b>881</b>	<b>0</b>	<b>1595</b>	<b>2373</b>
17:00	19	0	27	0	46	80	78	0	1	159	0	0	0	0	0	0	229	308	4	541	746
17:15	31	0	34	0	65	65	81	0	0	146	0	0	0	1	1	0	203	228	0	431	643
17:30	19	1	46	0	66	60	78	0	0	138	0	0	0	0	0	0	153	175	0	328	532
17:45	21	0	25	0	46	46	60	0	0	106	0	0	0	0	0	0	119	169	1	289	441
<b>Total</b>	<b>90</b>	<b>1</b>	<b>132</b>	<b>0</b>	<b>223</b>	<b>251</b>	<b>297</b>	<b>0</b>	<b>1</b>	<b>549</b>	<b>0</b>	<b>0</b>	<b>0</b>	<b>1</b>	<b>1</b>	<b>0</b>	<b>704</b>	<b>880</b>	<b>5</b>	<b>1589</b>	<b>2362</b>
<b>Grand Total</b>	<b>936</b>	<b>13</b>	<b>2732</b>	<b>1</b>	<b>3682</b>	<b>1077</b>	<b>4210</b>	<b>0</b>	<b>7</b>	<b>5294</b>	<b>0</b>	<b>0</b>	<b>0</b>	<b>1</b>	<b>1</b>	<b>0</b>	<b>3368</b>	<b>3965</b>	<b>22</b>	<b>7355</b>	<b>16332</b>
<b>Apprch %</b>	<b>25.4</b>	<b>0.4</b>	<b>74.2</b>	<b>0</b>		<b>20.3</b>	<b>79.5</b>	<b>0</b>	<b>0.1</b>		<b>0</b>	<b>0</b>	<b>0</b>	<b>100</b>		<b>0</b>	<b>45.8</b>	<b>53.9</b>	<b>0.3</b>		
<b>Total %</b>	<b>5.7</b>	<b>0.1</b>	<b>16.7</b>	<b>0</b>	<b>22.5</b>	<b>6.6</b>	<b>25.8</b>	<b>0</b>	<b>0</b>	<b>32.4</b>	<b>0</b>	<b>0</b>	<b>0</b>	<b>0</b>	<b>0</b>	<b>0</b>	<b>20.6</b>	<b>24.3</b>	<b>0.1</b>	<b>45</b>	



North

2/22/2007 06:00  
2/22/2007 17:45  
CARS & TRUCKS



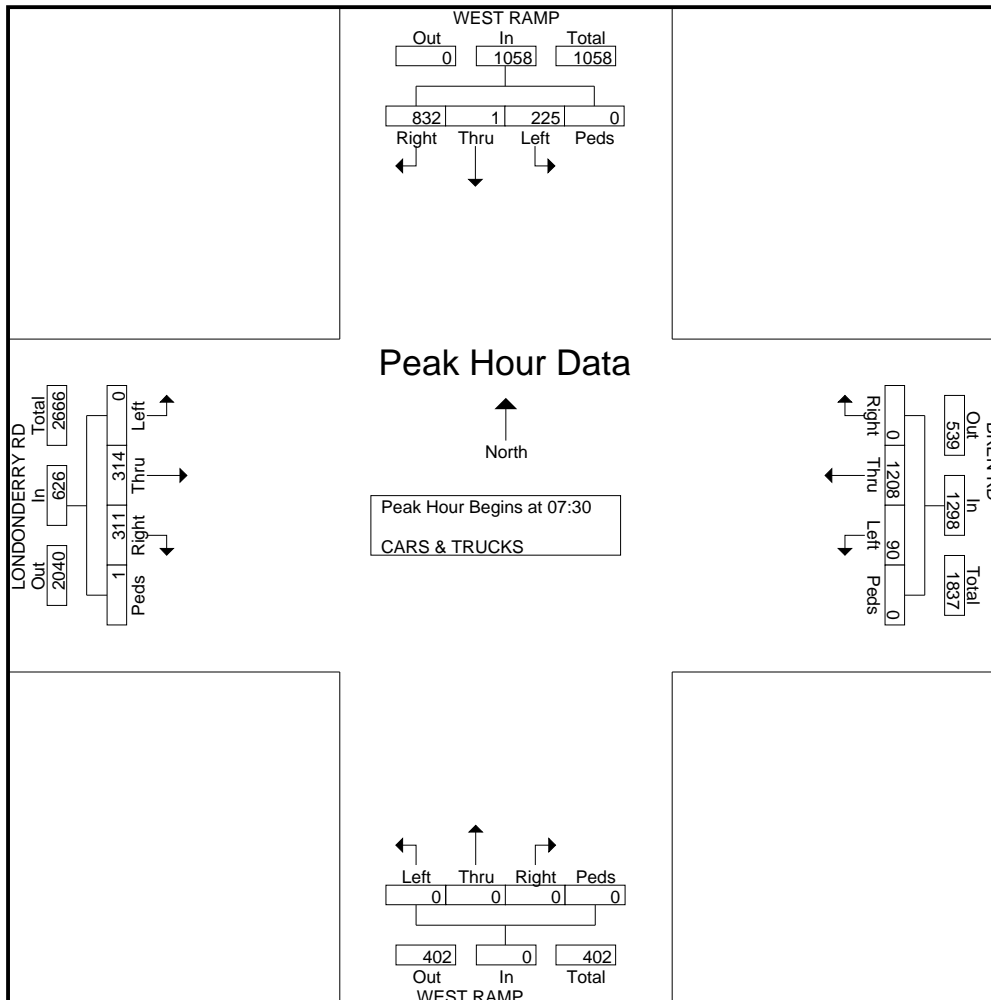


# MINNESOTA DEPT OF TRANSPORTATION

## TRAFFIC DATA COLLECTION - METRO

File Name : TH 169@BREN-LONDONDERRY WEST RAMP 2007  
 Site Code : 00000000  
 Start Date : 2/22/2007  
 Page No : 3

Start Time	WEST RAMP Southbound					BREN RD Westbound					WEST RAMP Northbound					LONDONDERRY RD Eastbound					Int. Total
	Left	Thru	Right	Peds	App. Total	Left	Thru	Right	Peds	App. Total	Left	Thru	Right	Peds	App. Total	Left	Thru	Right	Peds	App. Total	
Peak Hour Analysis From 06:00 to 09:45 - Peak 1 of 1																					
Peak Hour for Entire Intersection Begins at 07:30																					
07:30	42	0	192	0	234	28	280	0	0	308	0	0	0	0	0	0	73	67	1	141	683
07:45	63	1	207	0	271	24	309	0	0	333	0	0	0	0	0	0	86	87	0	173	777
08:00	52	0	227	0	279	22	338	0	0	360	0	0	0	0	0	0	80	77	0	157	796
08:15	68	0	206	0	274	16	281	0	0	297	0	0	0	0	0	0	75	80	0	155	726
Total Volume	225	1	832	0	1058	90	1208	0	0	1298	0	0	0	0	0	0	314	311	1	626	2982
% App. Total	21.3	0.1	78.6	0		6.9	93.1	0	0		0	0	0	0		0	50.2	49.7	0.2		
PHF	.827	.250	.916	.000	.948	.804	.893	.000	.000	.901	.000	.000	.000	.000	.000	.000	.913	.894	.250	.905	.937





# MINNESOTA DEPT OF TRANSPORTATION

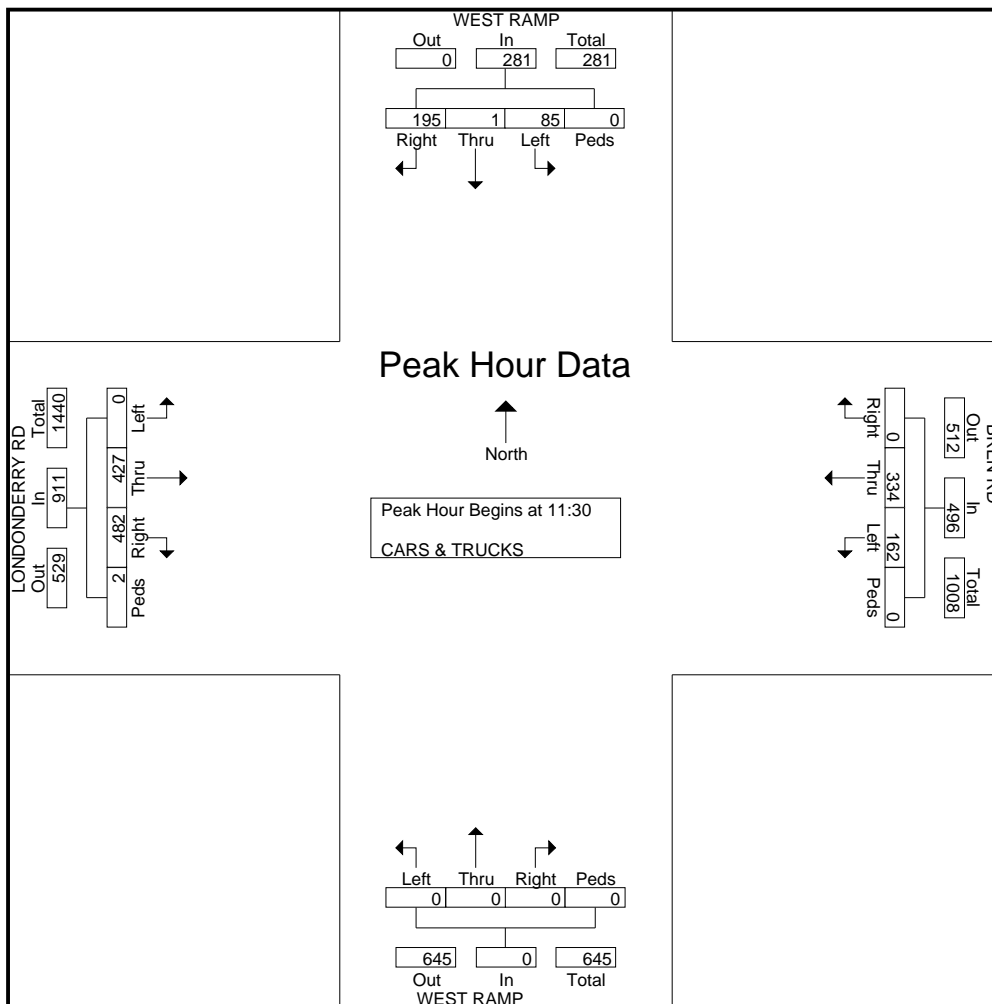
## TRAFFIC DATA COLLECTION - METRO

File Name : TH 169@BREN-LONDONDERRY WEST RAMP 2007  
 Site Code : 00000000  
 Start Date : 2/22/2007  
 Page No : 4

Start Time	WEST RAMP Southbound					BREN RD Westbound					WEST RAMP Northbound					LONDONDERRY RD Eastbound					Int. Total
	Left	Thru	Right	Peds	App. Total	Left	Thru	Right	Peds	App. Total	Left	Thru	Right	Peds	App. Total	Left	Thru	Right	Peds	App. Total	

Peak Hour Analysis From 10:00 to 13:45 - Peak 1 of 1  
 Peak Hour for Entire Intersection Begins at 11:30

11:30	24	0	51	0	75	36	71	0	0	107	0	0	0	0	0	0	110	126	2	238	420
11:45	15	0	38	0	53	42	<b>94</b>	0	0	136	0	0	0	0	0	0	<b>127</b>	<b>149</b>	0	<b>276</b>	<b>465</b>
12:00	<b>25</b>	0	35	0	60	40	75	0	0	115	0	0	0	0	0	0	108	119	0	227	402
12:15	21	<b>1</b>	<b>71</b>	0	<b>93</b>	<b>44</b>	94	0	0	<b>138</b>	0	0	0	0	0	0	82	88	0	170	401
Total Volume	85	1	195	0	281	162	334	0	0	496	0	0	0	0	0	0	427	482	2	911	1688
% App. Total	30.2	0.4	69.4	0		32.7	67.3	0	0		0	0	0	0		0	46.9	52.9	0.2		
PHF	.850	.250	.687	.000	.755	.920	.888	.000	.000	.899	.000	.000	.000	.000	.000	.000	.841	.809	.250	.825	.908





# MINNESOTA DEPT OF TRANSPORTATION

## TRAFFIC DATA COLLECTION - METRO

File Name : TH 169@BREN-LONDONDERRY WEST RAMP 2007  
 Site Code : 00000000  
 Start Date : 2/22/2007  
 Page No : 5

Start Time	WEST RAMP Southbound					BREN RD Westbound					WEST RAMP Northbound					LONDONDERRY RD Eastbound					Int. Total
	Left	Thru	Right	Peds	App. Total	Left	Thru	Right	Peds	App. Total	Left	Thru	Right	Peds	App. Total	Left	Thru	Right	Peds	App. Total	

Peak Hour Analysis From 14:00 to 17:45 - Peak 1 of 1  
 Peak Hour for Entire Intersection Begins at 16:30

16:30	18	0	32	0	50	57	67	0	0	124	0	0	0	0	0	0	184	265	0	449	623
16:45	20	1	52	0	73	54	85	0	1	140	0	0	0	0	0	0	193	197	0	390	603
17:00	19	0	27	0	46	80	78	0	1	159	0	0	0	0	0	0	229	308	4	541	746
17:15	31	0	34	0	65	65	81	0	0	146	0	0	0	1	1	0	203	228	0	431	643
Total Volume	88	1	145	0	234	256	311	0	2	569	0	0	0	1	1	0	809	998	4	1811	2615
% App. Total	37.6	0.4	62	0		45	54.7	0	0.4		0	0	0	100		0	44.7	55.1	0.2		
PHF	.710	.250	.697	.000	.801	.800	.915	.000	.500	.895	.000	.000	.000	.250	.250	.000	.883	.810	.250	.837	.876

