



Turning Movement Count

SRF Consulting Group

3701 Wayzata Blvd, Suite 100, Minneapolis, MN 55416

Intersection: 17173 - TH 101 East Ramp & 70th St and 72nd St - 3132025 18 Hour Count

Date: 3/13/2025

Start Time	70th St EB					W Leg Peds	70th St WB					E Leg Peds	TH 101 East Ramp NB					S Leg Peds	72nd St SB					N Leg Peds	15 min Veh. Total	15 min Ped Total
	U	L	T	R	U		L	T	R	U	L		T	R	U	L	T		R							
5:00	-	8	6	4	-	-	-	7	-	-	-	1	3	1	-	-	1	1	9	-	41	-				
5:15	-	16	10	7	-	-	-	6	-	-	-	1	8	2	-	-	5	1	12	-	68	-				
5:30	-	15	14	7	-	-	7	6	-	-	-	2	5	2	-	-	4	6	14	-	82	-				
5:45	-	17	29	14	-	-	4	5	-	-	-	2	8	6	-	-	5	6	15	-	111	-				
6:00	-	15	13	11	-	-	-	9	-	-	-	3	5	4	-	-	3	4	14	-	81	-				
6:15	-	16	24	19	-	-	3	7	-	-	-	5	4	5	-	-	3	4	17	-	107	-				
6:30	-	22	13	31	-	-	3	6	-	-	-	4	6	1	-	-	5	7	19	-	117	-				
6:45	-	19	18	28	-	-	5	11	2	-	-	10	8	4	-	-	4	5	18	-	132	-				
7:00	-	21	21	16	-	1	6	11	-	-	-	15	13	4	-	-	5	16	24	-	153	-				
7:15	-	27	20	23	-	1	8	21	-	-	-	29	13	7	-	-	6	6	23	-	184	-				
7:30	-	19	23	34	-	1	5	10	-	-	-	18	8	7	-	-	10	12	28	-	175	-				
7:45	-	26	19	34	-	-	7	17	2	-	-	8	11	2	-	-	6	7	19	-	158	-				
8:00	-	20	14	20	-	-	4	18	2	-	-	14	16	5	-	-	10	13	19	-	155	-				
8:15	-	12	8	23	-	-	7	10	-	-	-	19	9	6	-	-	5	7	25	-	131	-				
8:30	-	14	7	22	-	-	4	14	-	-	-	18	8	8	-	-	5	3	11	1	114	1				
8:45	-	22	19	14	-	-	9	13	4	-	-	13	12	5	-	-	5	7	13	-	136	-				
9:00	-	25	12	16	-	1	6	28	2	-	-	16	9	7	-	-	8	9	17	-	156	-				
9:15	-	17	10	16	-	-	2	13	2	-	-	20	14	6	-	-	2	8	23	-	133	-				
9:30	-	9	16	19	-	-	8	16	-	-	-	19	15	5	-	-	1	10	12	-	130	-				
9:45	-	12	4	21	-	-	5	7	2	-	-	22	8	4	-	-	3	13	11	-	112	-				
10:00	-	8	8	9	-	-	4	8	1	-	-	13	8	2	-	-	6	6	3	-	76	-				
10:15	-	7	6	14	-	-	3	7	1	-	-	11	11	3	-	-	2	10	8	-	83	-				
10:30	-	13	14	16	-	-	7	15	-	-	-	14	14	7	-	-	4	7	16	-	127	-				
10:45	-	9	12	19	-	-	4	15	-	-	-	22	12	4	-	-	2	15	13	-	127	-				
11:00	-	11	13	14	-	-	10	10	2	-	-	15	18	5	-	-	4	10	11	-	123	-				
11:15	-	8	15	15	-	-	6	21	1	-	-	23	13	6	-	-	8	6	8	-	130	-				
11:30	-	11	7	16	-	3	7	18	1	-	-	35	12	1	-	-	5	5	16	-	137	-				
11:45	-	14	10	18	-	-	6	13	-	-	-	27	17	8	-	-	5	10	16	-	144	-				
12:00	-	10	12	13	-	-	6	20	2	-	-	27	14	4	-	-	13	6	14	-	141	-				
12:15	-	21	13	17	-	2	12	9	1	-	-	31	15	1	-	-	8	16	10	-	156	-				
12:30	-	13	15	12	-	-	4	16	3	-	-	33	16	2	-	-	5	5	15	-	139	-				
12:45	-	7	13	14	-	-	4	15	1	-	-	26	18	5	-	-	5	17	15	-	140	-				
13:00	-	9	9	24	-	-	6	16	1	-	-	26	13	5	-	-	4	5	15	-	133	-				
13:15	-	10	9	19	-	1	8	10	-	-	-	42	17	3	-	-	3	10	10	-	142	-				
13:30	-	15	18	18	-	2	9	15	-	-	-	34	20	3	-	-	5	6	18	-	163	-				
13:45	-	8	6	21	-	-	11	13	1	-	-	38	20	5	-	-	3	10	13	-	149	-				
14:00	-	11	6	21	-	-	8	13	-	-	-	30	21	4	-	1	5	17	14	-	151	-				
14:15	-	11	9	27	-	1	7	23	-	-	-	82	23	3	-	-	1	13	19	-	219	-				
14:30	-	14	12	18	-	-	18	29	1	-	-	47	26	10	-	-	2	19	16	-	212	-				
14:45	-	14	19	33	1	2	14	22	-	1	-	37	21	9	-	-	6	10	20	5	207	7				
15:00	-	16	17	25	-	1	22	22	3	-	-	42	25	13	-	-	6	11	16	-	219	-				
15:15	-	10	20	19	-	1	18	14	-	-	-	53	16	5	-	-	4	7	22	-	189	-				
15:30	-	14	19	42	-	-	22	27	2	-	-	56	20	3	-	-	5	9	16	-	235	-				
15:45	-	17	20	21	-	1	11	20	2	-	1	69	15	2	-	-	3	13	19	-	214	-				
16:00	-	16	22	27	-	-	18	34	-	-	-	57	19	2	-	-	4	14	7	-	220	-				
16:15	-	12	16	41	-	-	7	31	1	-	-	60	17	2	-	-	2	14	17	-	220	-				
16:30	-	16	10	32	-	-	13	18	-	-	-	90	32	5	-	-	1	12	22	-	251	-				
16:45	-	15	22	26	-	1	7	26	-	-	-	77	16	6	-	-	1	16	21	-	234	-				
17:00	-	8	16	22	-	1	10	24	-	-	-	74	25	4	-	-	4	11	16	-	215	-				
17:15	-	7	9	25	-	-	10	25	-	-	-	75	24	1	-	-	4	10	15	-	205	-				
17:30	1	8	10	28	-	-	8	17	-	-	-	62	18	4	-	-	7	9	16	2	188	2				
17:45	-	14	7	28	-	-	8	17	-	-	-	53	23	4	-	-	2	7	17	-	180	-				
18:00	-	11	11	23	-	1	9	15	-	-	-	45	14	4	-	-	3	5	17	-	158	-				
18:15	-	7	12	20	-	-	9	15	-	-	-	45	11	2	-	-	3	3	12	-	139	-				
18:30	-	6	11	17	-	-	3	13	-	-	-	45	5	5	-	-	3	7	7	2	122	2				
18:45	-	7	11	12	-	-	5	10	-	-	-	30	13	2	-	-	1	3	9	-	103	-				
19:00	-	9	13	21	-	-	1	12	2	-	-	30	11	4	-	-	4	5	9	-	121	-				
19:15	-	8	5	10	-	1	9	11	-	-	-	46	10	2	-	-	4	5	8	-	119	-				
19:30	-	9	6	8	-	2	5	8	1	-	1	32	11	4	-	-	3	8	5	-	103	-				
19:45	-	8	8	17	-	-	3	5	1	-	-	46	7	4	-	-	2	5	8	-	114	-				
20:00	-	6	7	7	-	1	3	11	-	-	-	75	11	3	-	-	1	1	9	-	135	-				
20:15	-	5	5	13	-	-	4	7	2	-	-	45	9	1	-	-	1	3	14	-	109	-				
20:30	-	5	6	6	-	-	4	8	1	-	-	34	12	2	-	-	2	4	10	-	94	-				
20:45	-	8	3	10	-	-	1	4	-	-	-	27	7	3	-	-	5	7	8	-	83	-				
21:00	1	4	6	5	-	-	1	13	1	-	-	26	5	1	-	-	2	1	5	-	71	-				
21:15	-	4	2	3	-	-	2	5	1	-	-	29	7	2	-	-	1	-	11	-	67	-				
21:30	-	8	1	11	-	-	2	6	-	-	-	19	4	2	-	-	1	1	6	-	61	-				
21:45	-	6	3	2	-	-	4	3	-	-	1	23	-	2	-	-	4	1	4	-	53	-				
22:00	-	5	3	7	-	-	1	1	-	-	-	15	2	-	-	-	2	-	3	-	39	-				
22:15	-	4	4	7	-	-	-	2	-	-	-	21	5	-	-	-	-	6	6	-	55	-				
22:30	-	3	4	4	-	-	1	-	2	-	-	14	5	1	-	-	-	3	4	-	41	-				
22:45	-	3	1	2	-	-	-	1	-	-	-	12	2	1	-	-	3	2	7	-	34	-				
Total	2	855	836	1,278	1	25	468	968	51	1	3	2,279	913	277	-	1	280	551	979	10	9,766	12				
Trucks	-	7%	6%	5%	-	-	13%	13%	35%	-	-	1%	14%	23%	-	-	13%	11%	5%	-	8%	-				



Turning Movement Count

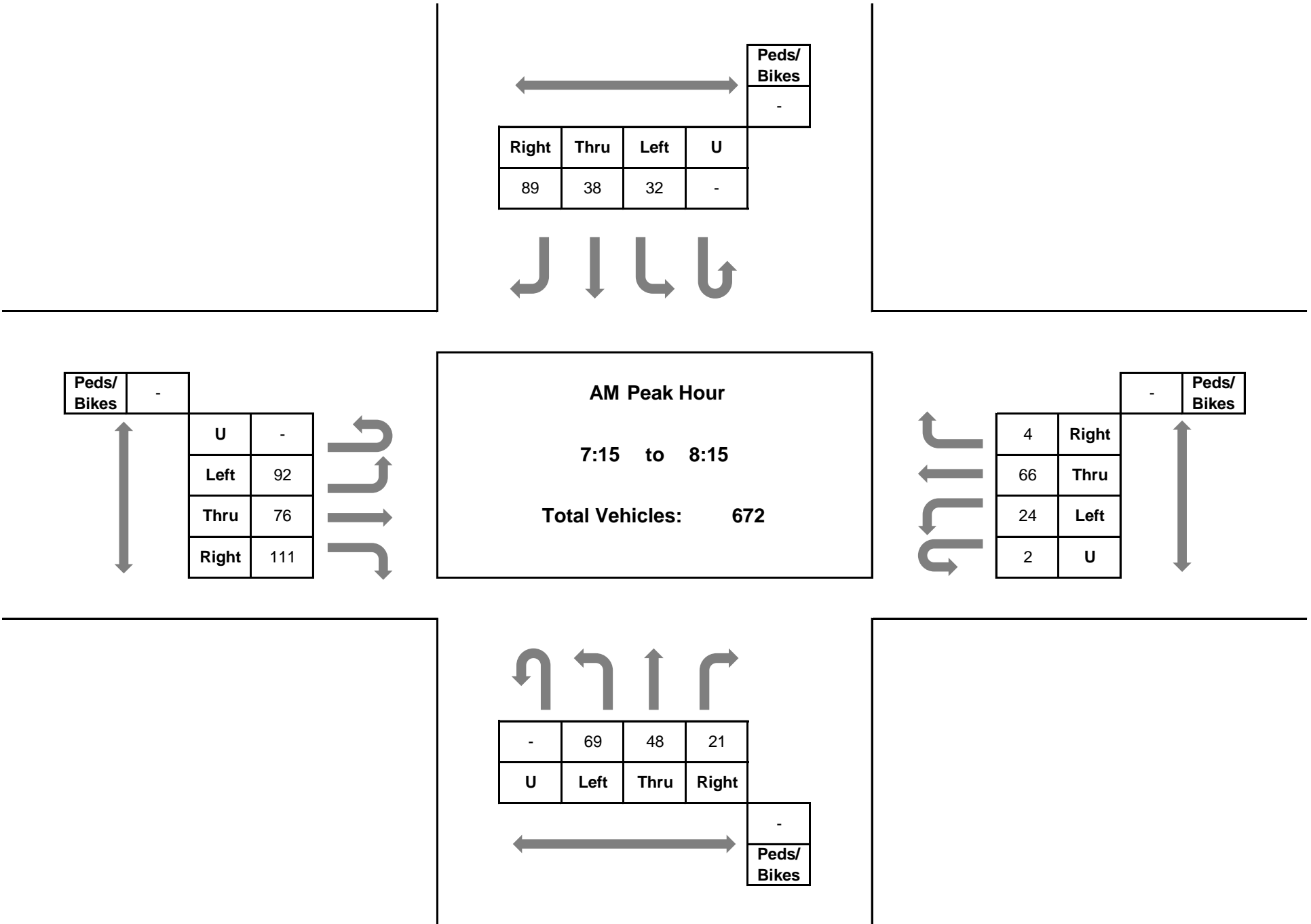
SRF Consulting Group

3701 Wayzata Blvd, Suite 100, Minneapolis, MN 55416

Intersection: 17173 - TH 101 East Ramp & 70th St and 72nd St - 3132025 18 Hour Count

Date: 3/13/2025

Start Time	70th St EB					70th St WB					TH 101 East Ramp NB					72nd St SB					15 min Veh. Total	15 min Ped Total
	U	L	T	R	W Leg Peds	U	L	T	R	E Leg Peds	U	L	T	R	S Leg Peds	U	L	T	R	N Leg Peds		
7:15	-	27	20	23	-	1	8	21	-	-	-	29	13	7	-	-	6	6	23	-	184	-
7:30	-	19	23	34	-	1	5	10	-	-	-	18	8	7	-	-	10	12	28	-	175	-
7:45	-	26	19	34	-	-	7	17	2	-	-	8	11	2	-	-	6	7	19	-	158	-
8:00	-	20	14	20	-	-	4	18	2	-	-	14	16	5	-	-	10	13	19	-	155	-
Total	-	92	76	111	-	2	24	66	4	-	-	69	48	21	-	-	32	38	89	-	672	-
PHF	-	0.85	0.83	0.82		0.50	0.75	0.79	0.50		-	0.59	0.75	0.75		-	0.80	0.73	0.79		0.91	
Trucks	-	5%	5%	5%		-	29%	18%	100%		-	3%	17%	19%		-	9%	11%	6%		9%	





Turning Movement Count

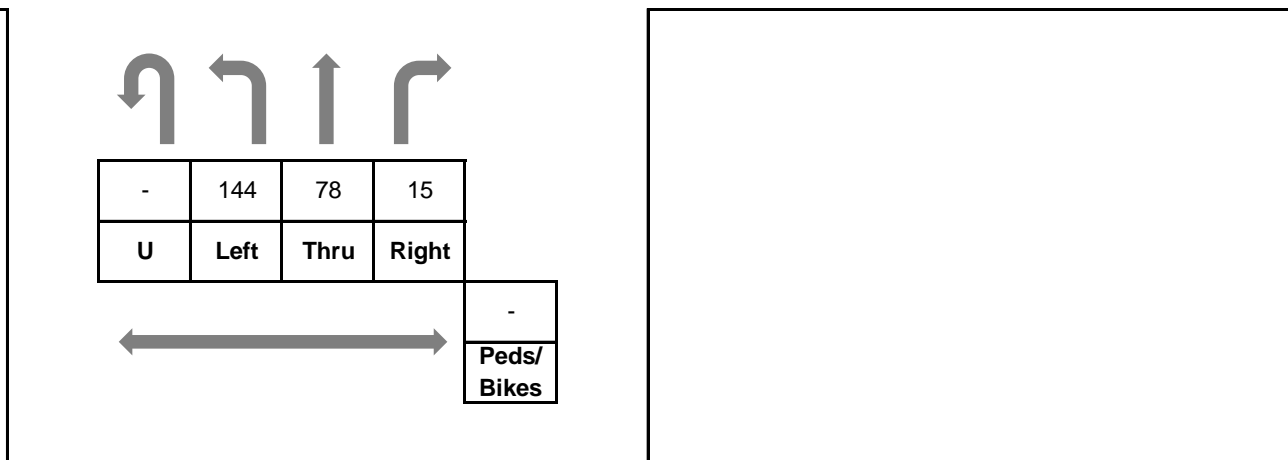
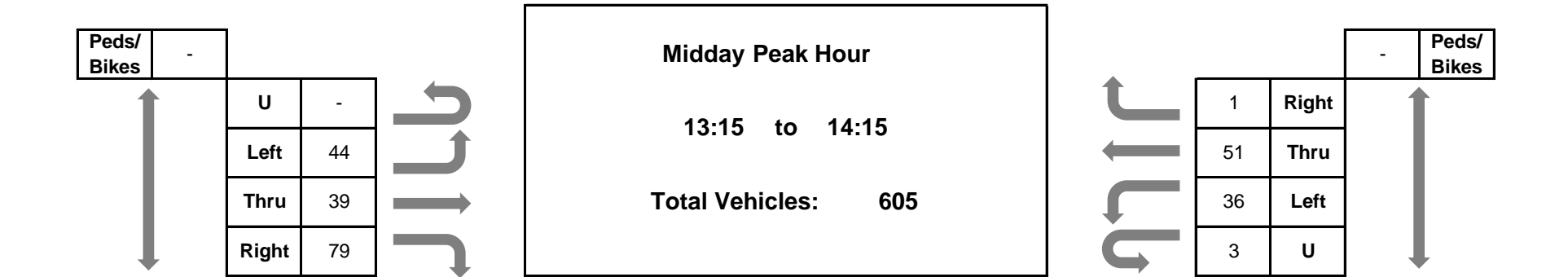
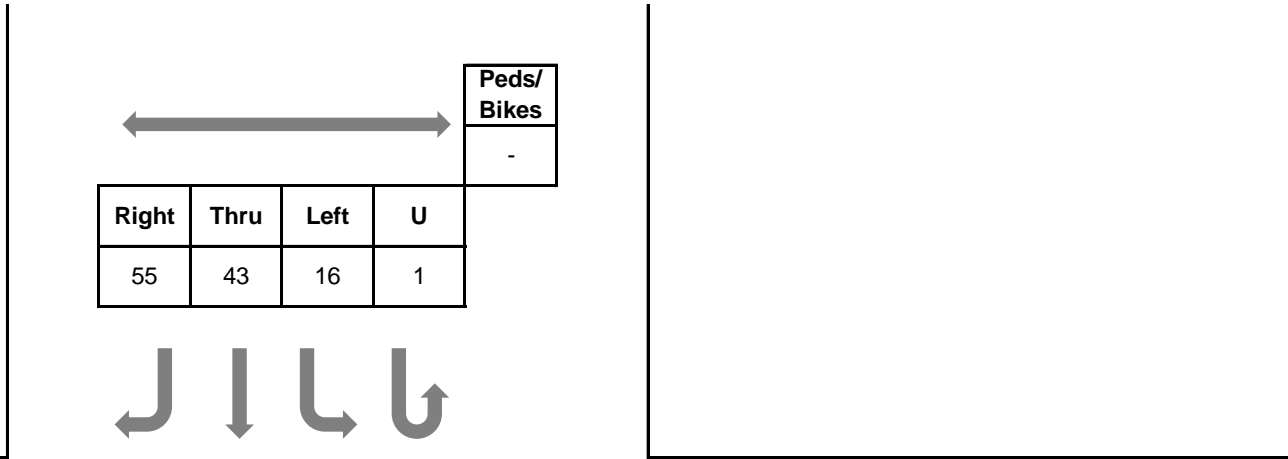
SRF Consulting Group

3701 Wayzata Blvd, Suite 100, Minneapolis, MN 55416

Intersection: 17173 - TH 101 East Ramp & 70th St and 72nd St - 3132025 18 Hour Count

Date: 3/13/2025

Start Time	70th St EB					70th St WB					TH 101 East Ramp NB					72nd St SB					15 min Veh. Total	15 min Ped Total
	U	L	T	R	W Leg Peds	U	L	T	R	E Leg Peds	U	L	T	R	S Leg Peds	U	L	T	R	N Leg Peds		
13:15	-	10	9	19	-	1	8	10	-	-	-	42	17	3	-	-	3	10	10	-	142	-
13:30	-	15	18	18	-	2	9	15	-	-	-	34	20	3	-	-	5	6	18	-	163	-
13:45	-	8	6	21	-	-	11	13	1	-	-	38	20	5	-	-	3	10	13	-	149	-
14:00	-	11	6	21	-	-	8	13	-	-	-	30	21	4	-	1	5	17	14	-	151	-
Total	-	44	39	79	-	3	36	51	1	-	-	144	78	15	-	1	16	43	55	-	605	-
PHF	-	0.73	0.54	0.94	-	0.38	0.82	0.85	0.25	-	-	0.86	0.93	0.75	-	0.25	0.80	0.63	0.76	-	0.93	-
Trucks	-	5%	10%	11%	-	-	22%	16%	-	-	-	1%	19%	13%	-	-	19%	12%	5%	-	10%	-





Turning Movement Count

SRF Consulting Group

3701 Wayzata Blvd, Suite 100, Minneapolis, MN 55416

Intersection: 17173 - TH 101 East Ramp & 70th St and 72nd St - 3132025 18 Hour Count

Date: 3/13/2025

Start Time	70th St EB					W Leg Peds	70th St WB					E Leg Peds	TH 101 East Ramp NB					S Leg Peds	72nd St SB					N Leg Peds	15 min Veh. Total	15 min Ped Total
	U	L	T	R	U		L	T	R	U	L		T	R	U	L	T		R							
16:00	-	16	22	27	-	-	18	34	-	-	-	57	19	2	-	-	4	14	7	-	-	220	-			
16:15	-	12	16	41	-	-	7	31	1	-	-	60	17	2	-	-	2	14	17	-	-	220	-			
16:30	-	16	10	32	-	-	13	18	-	-	-	90	32	5	-	-	1	12	22	-	-	251	-			
16:45	-	15	22	26	-	1	7	26	-	-	-	77	16	6	-	-	1	16	21	-	-	234	-			
Total	-	59	70	126	-	1	45	109	1	-	-	284	84	15	-	-	8	56	67	-	-	925	-			
PHF	-	0.92	0.80	0.77	-	0.25	0.63	0.80	0.25	-	-	0.79	0.66	0.63	-	-	0.50	0.88	0.76	-	-	0.92	-			
Trucks	-	5%	7%	2%	-	-	7%	3%	-	-	-	1%	7%	13%	-	-	25%	4%	1%	-	-	4%	-			

