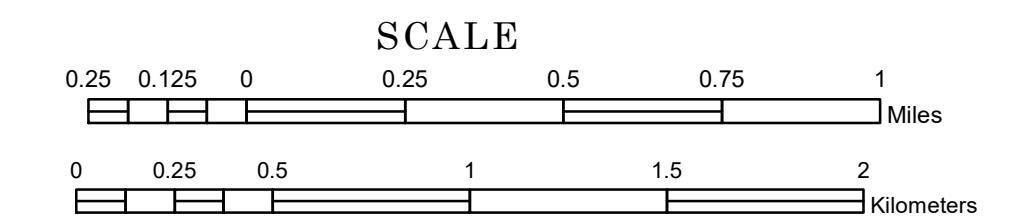



TOWNSHIP OF CLITHERALL

PREPARED BY THE
MINNESOTA DEPARTMENT OF TRANSPORTATION
OFFICE OF TRANSPORTATION SYSTEM MANAGEMENT

IN COOPERATION WITH
U.S. DEPARTMENT OF TRANSPORTATION
FEDERAL HIGHWAY ADMINISTRATION

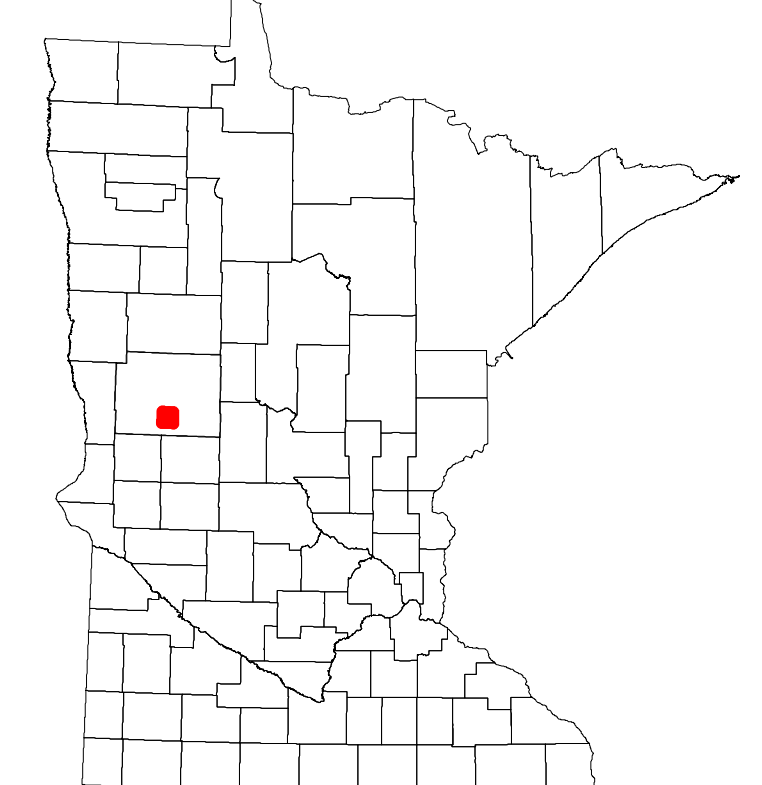


Projection:
Transverse Mercator
NAD 1986
UTM Zone 15

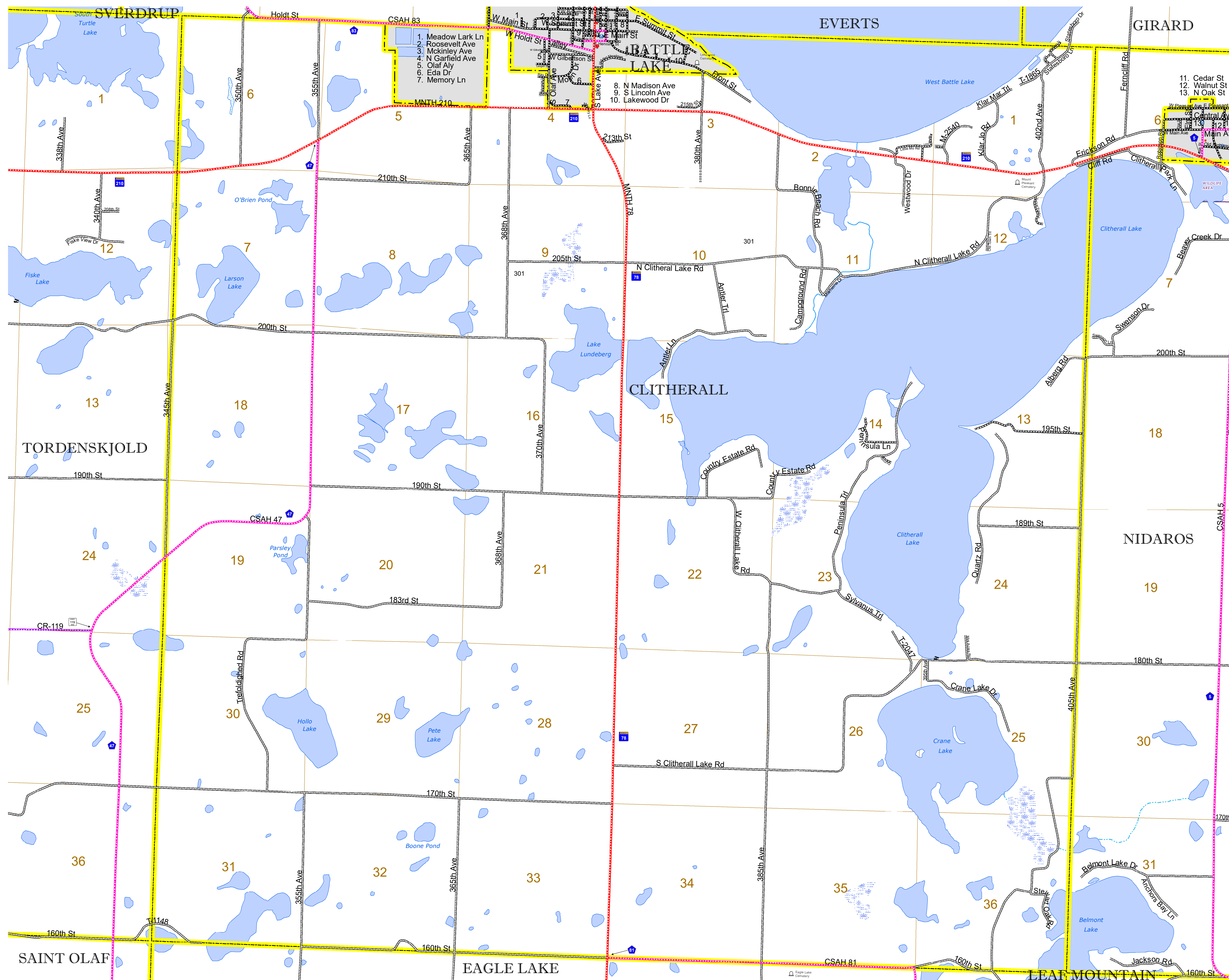


North American Datum
of 1986

ROAD AND ROADWAY FEATURES	
INTERSTATE	CONCRETE
US HIGHWAY	BITUMINOUS
MN HIGHWAY	GRAVEL
COUNTY STATE AID HIGHWAY	DIRT/UNIMPROVED
COUNTY ROAD	OTHER
TOWNSHIP ROAD	UNKNOWN
UNORGANIZED TERRITORY ROAD	
OTHER ROADS	RAMP OR CONNECTOR
Municipal	Private
National Monument	State Forest
National Park	National Wildlife
National Forest	State Park
Present	
RAILROAD AND RAILWAY FEATURES	
EMPIRE BUILDER STATION (AMTRAK)	COMMERCIAL AIRPORT
NORTHSTAR STATION (COMMUTER)	GENERAL AIRPORT
	AIRSTRIP
	SEAPLANE
	AIRPORT RUNWAY
INFRASTRUCTURE FEATURES	
LONG BRIDGE (200' or Greater Span)	TRIAL LAND
MAJOR BRIDGE (20' to 200' Span)	STATE OF MINNESOTA
MINOR BRIDGE (5' to 20' Span)	COUNTY
LOCK AND DAM	MUNICIPALITY
	UNORGANIZED TERRITORY
	FEDERAL ADJUSTED URBAN AREA (2014)
	CIVIL TOWNSHIP
	CONGRESSIONAL TOWNSHIP
	SECTION
	MILITARY
	VOYAGEURS NATIONAL PARK
	BOUNDARY WATERS GANOE AREA WILDERNESS
	STATE PARK
	REGIONAL PARK
	NATIONAL FOREST
	NATIONAL AND STATE FOREST
	STATE FOREST
	NATIONAL TRAIL
	WILDLIFE REFUGE AREA
	WILDLIFE MANAGEMENT AREA
HYDROLOGICAL FEATURES	
	RIVER OR STREAM (PERENNIAL)
	LAKE, POND OR RESERVOIR
	STREAM (INTERMITTENT)
	DRAINAGE DITCH
	WETLAND
	ISLAND OR LAND
	REGIONAL WATERSHED
CITY CENTERS	
STATE CAPITAL	COUNTY SEAT
CITY CENTER	UNINCORPORATED COMMUNITY
PUBLIC SERVICE FEATURES	
MNDOT OFFICE	
MNDOT TRUCK STATION	
HIGHWAY PATROL DISTRICT OFFICE	
STATE TRAVEL INFORMATION CENTER	
REST AREA (Full Service)	
REST AREA (Vault Toilet)	
WAYSIDE (Vault or Pit Toilet)	
PARK AND RIDE LOT	
PORT OF ENTRY	
PUBLIC ACCESS POINT	
MN STATE COLLEGE AND UNIVERSITY SYSTEM (MNSCU)	
UNIVERSITY OF MN SYSTEM	
FAIRGROUNDS	
CULTURAL FEATURES	
STATE HISTORICAL MARKER	
HISTORIC DISTRICT	
HISTORIC SITE	
MONUMENT	



Population (U.S. Census 2010): 455



To request information from this document in an alternative format, call 651-366-4718 or 1-800-657-3774 (Greater Minnesota); 711 or 1-800-627-3529 (Minnesota Relay). You may also send an e-mail to ADRequest.dot@state.mn.us. (Please request at least one week in advance.)