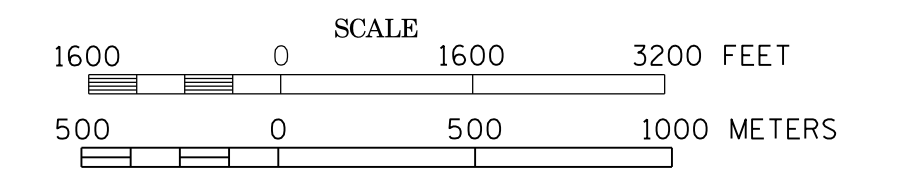
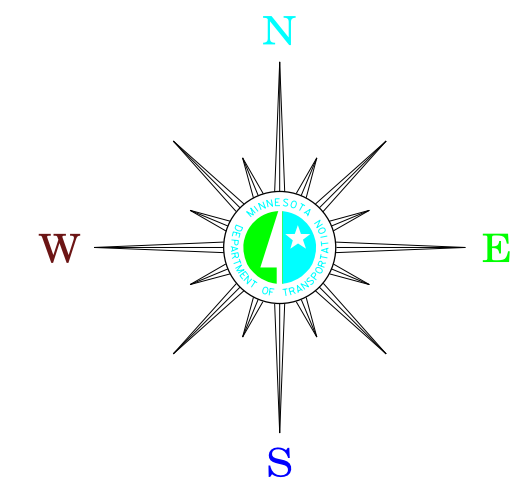


MUNICIPALITIES OF
SAINT LOUIS CO.

PREPARED BY THE
MINNESOTA DEPARTMENT OF TRANSPORTATION
OFFICE OF TRANSPORTATION SYSTEM MANAGEMENT
IN COOPERATION WITH
U.S. DEPARTMENT OF TRANSPORTATION
FEDERAL HIGHWAY ADMINISTRATION

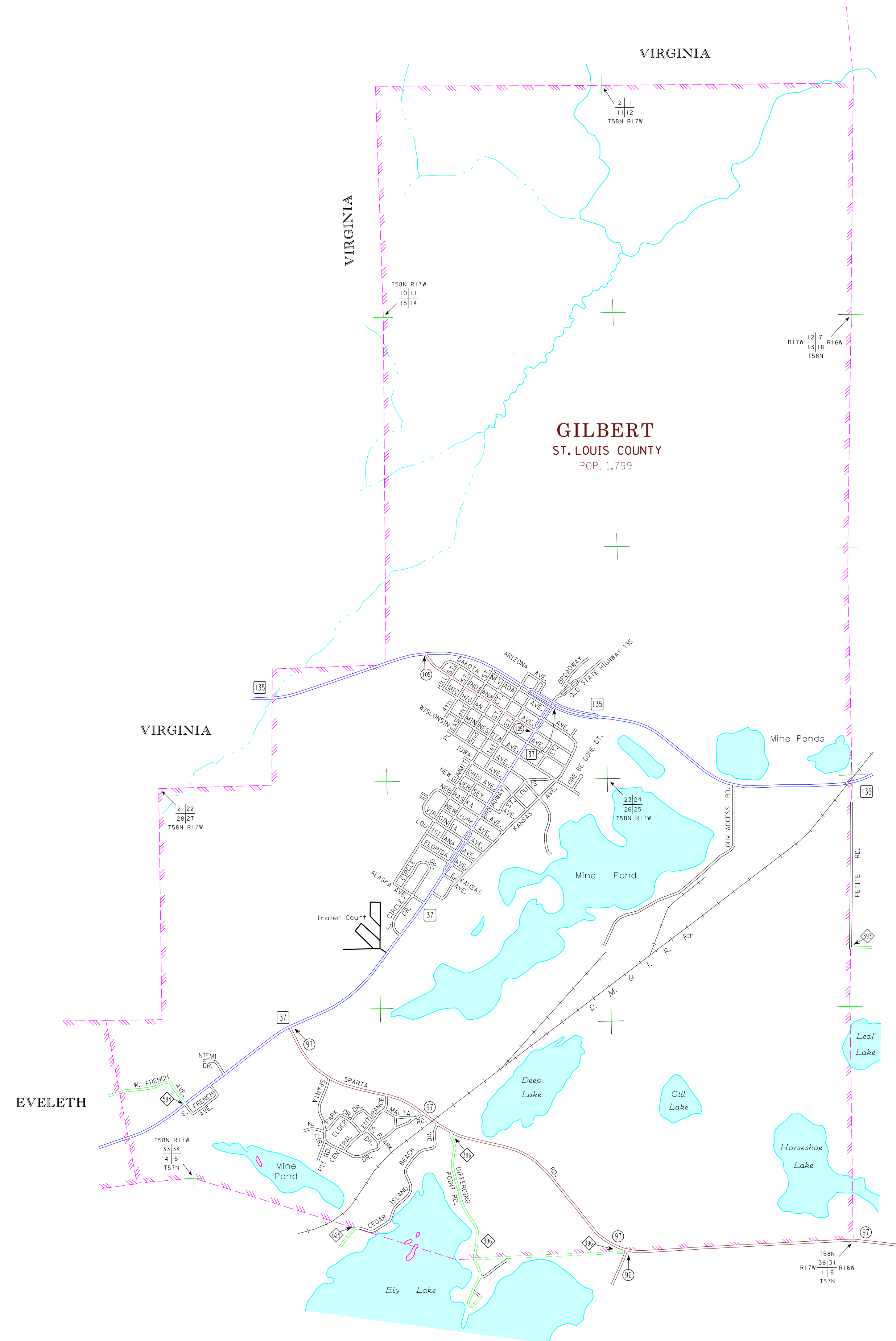


2015
BASIC DATA - 2013



LEGEND

- INTERSTATE TRUNK HIGHWAY..... (I-35)
- U.S. TRUNK HIGHWAY..... (16)
- STATE TRUNK HIGHWAY..... (55)
- COUNTY STATE AID HIGHWAY..... (23)
- COUNTY ROAD..... (19)
- PUBLIC ROAD
- PRIVATE ROAD
- CORPORATE LIMITS.....



MUNICIPALITIES SHOWN
ON THIS SHEET
GILBERT

To request information from this document in an alternative format,
call 651-366-4718 or 1-800-657-3774 (Greater Minnesota);
711 or 1-800-627-3529 (Minnesota Relay). You may also send
an e-mail to ACRequest.dta@state.mn.us
(Please request at least one week in advance).

NOTE: 2010 U.S. CENSUS FIGURES SHOWN FOR ALL MUNICIPALITIES UNLESS OTHERWISE STATED.