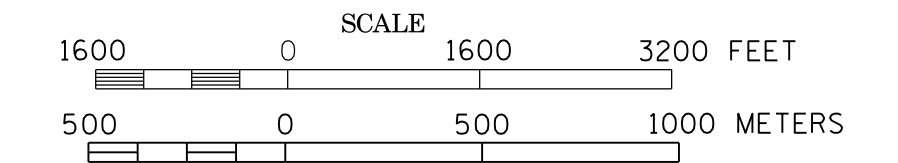


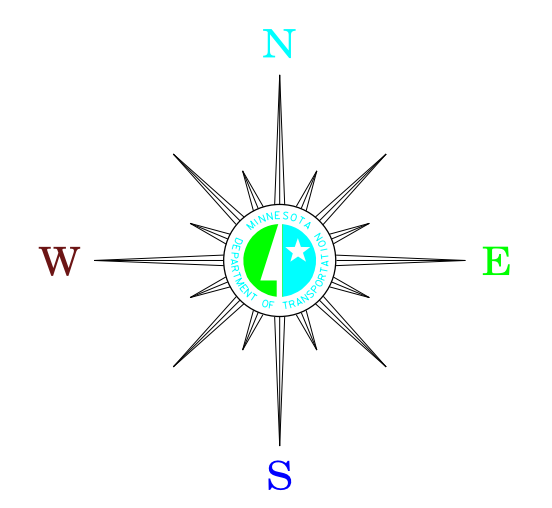
EMILY
CROW WING CO.
POP. 813

MUNICIPALITIES OF
CROW WING CO.

PREPARED BY THE
MINNESOTA DEPARTMENT OF TRANSPORTATION
OFFICE OF TRANSPORTATION SYSTEM MANAGEMENT
IN COOPERATION WITH
U.S. DEPARTMENT OF TRANSPORTATION
FEDERAL HIGHWAY ADMINISTRATION

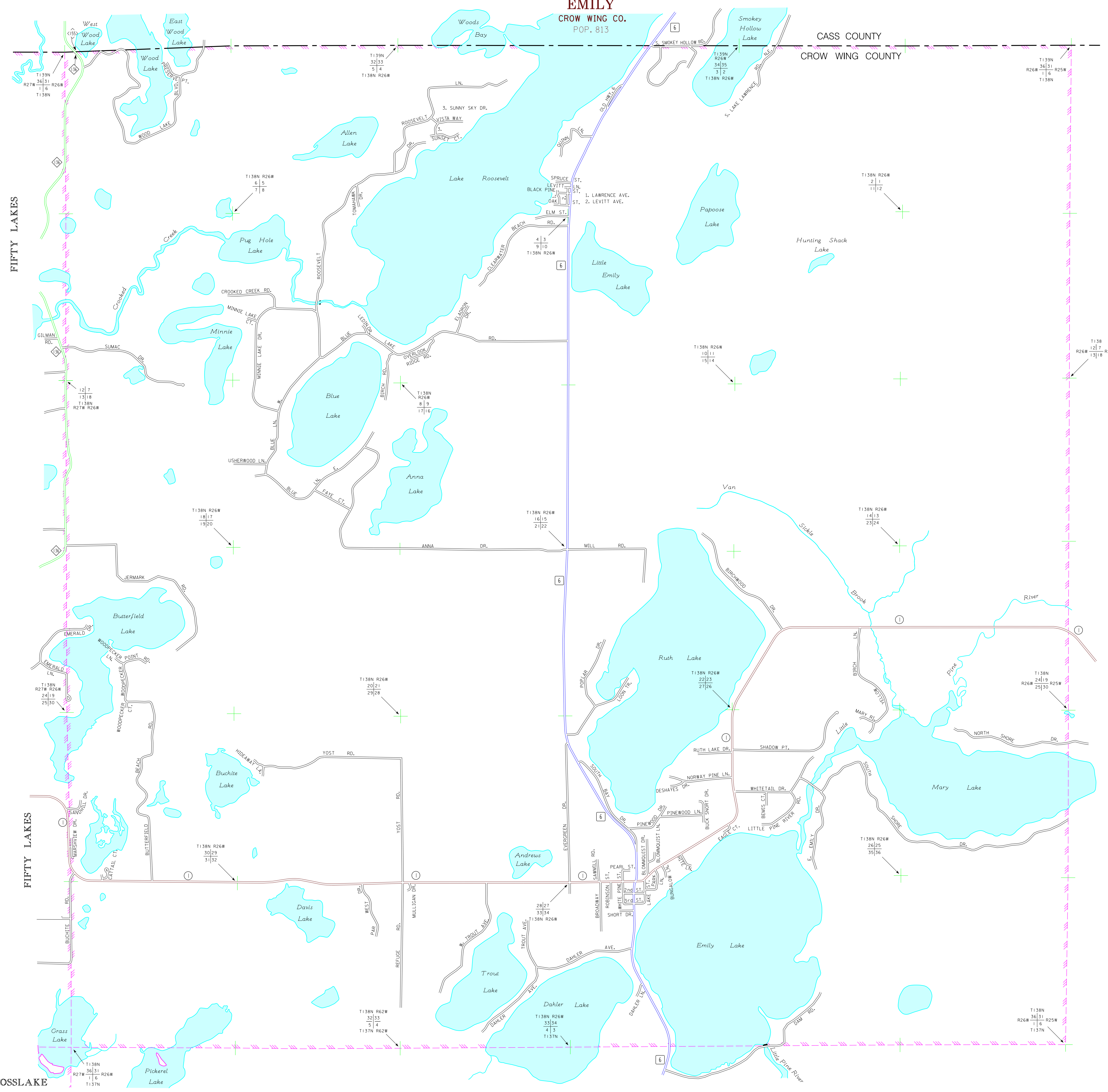


2015
BASIC DATA - 2013



LEGEND

- INTERSTATE TRUNK HIGHWAY..... (I-35)
- U.S. TRUNK HIGHWAY..... (10)
- STATE TRUNK HIGHWAY..... (55)
- COUNTY STATE AID HIGHWAY..... (23)
- COUNTY ROAD..... (14)
- PUBLIC ROAD
- PRIVATE ROAD
- CORPORATE LIMITS.....



FIFTY LAKES

FIFTY LAKES

CROSSLAKE

MUNICIPALITIES SHOWN
ON THIS SHEET
EMILY

To request information from this document in an alternative format, call 651-366-4718 or 1-800-657-3774 (Greater Minnesota); 711 or 1-800-627-3529 (Minnesota Relay). You may also send an e-mail to ADrequest@dot.state.mn.us. (Please request at least one week in advance).

NOTE: 2010 U.S. CENSUS FIGURES SHOWN FOR ALL MUNICIPALITIES UNLESS OTHERWISE STATED.