



PREPARED BY THE
MINNESOTA DEPARTMENT OF TRANSPORTATION
OFFICE OF TRANSPORTATION SYSTEM MANAGEMENT

IN COOPERATION WITH
U.S. DEPARTMENT OF TRANSPORTATION
FEDERAL HIGHWAY ADMINISTRATION

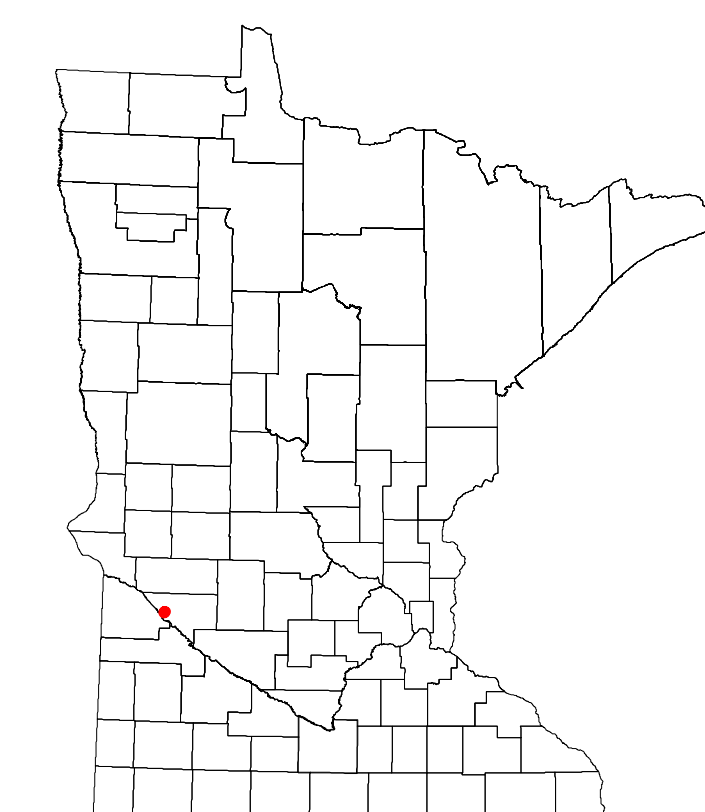
SCALE


$$1 \text{ in} = 400 \text{ ft}$$

2024



Projection:
Transverse Mercator
NAD 1986
UTM Zone 15

North American Datum
of 1986[illegible]

Population (U.S. Census 2020): 182

To request information from this document in an alternative format, call 651-366-4718 or 1-800-657-3774 (Greater Minnesota); 711 or 1-800-627-3529 (Minnesota Relay). You may also send an e-mail to ADArequest.dot@state.mn.us. (Please request at least one week in advance.)

LAST EDITED ON 11-19-2024