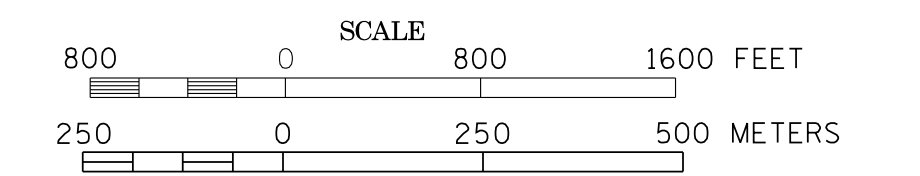
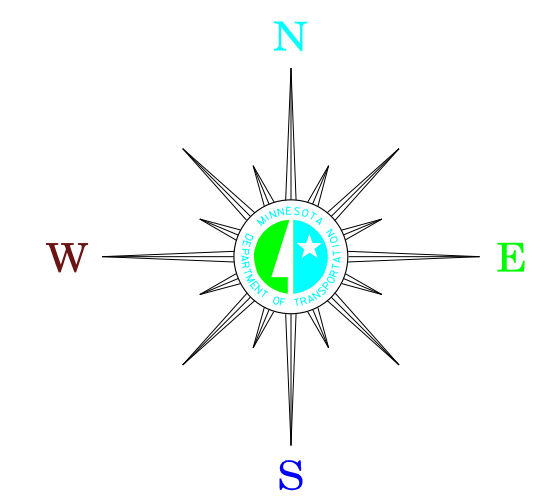


MUNICIPALITIES OF
SIBLEY CO.

PREPARED BY THE
MINNESOTA DEPARTMENT OF TRANSPORTATION
OFFICE OF TRANSPORTATION DATA & ANALYSIS
IN COOPERATION WITH
U.S. DEPARTMENT OF TRANSPORTATION
FEDERAL HIGHWAY ADMINISTRATION

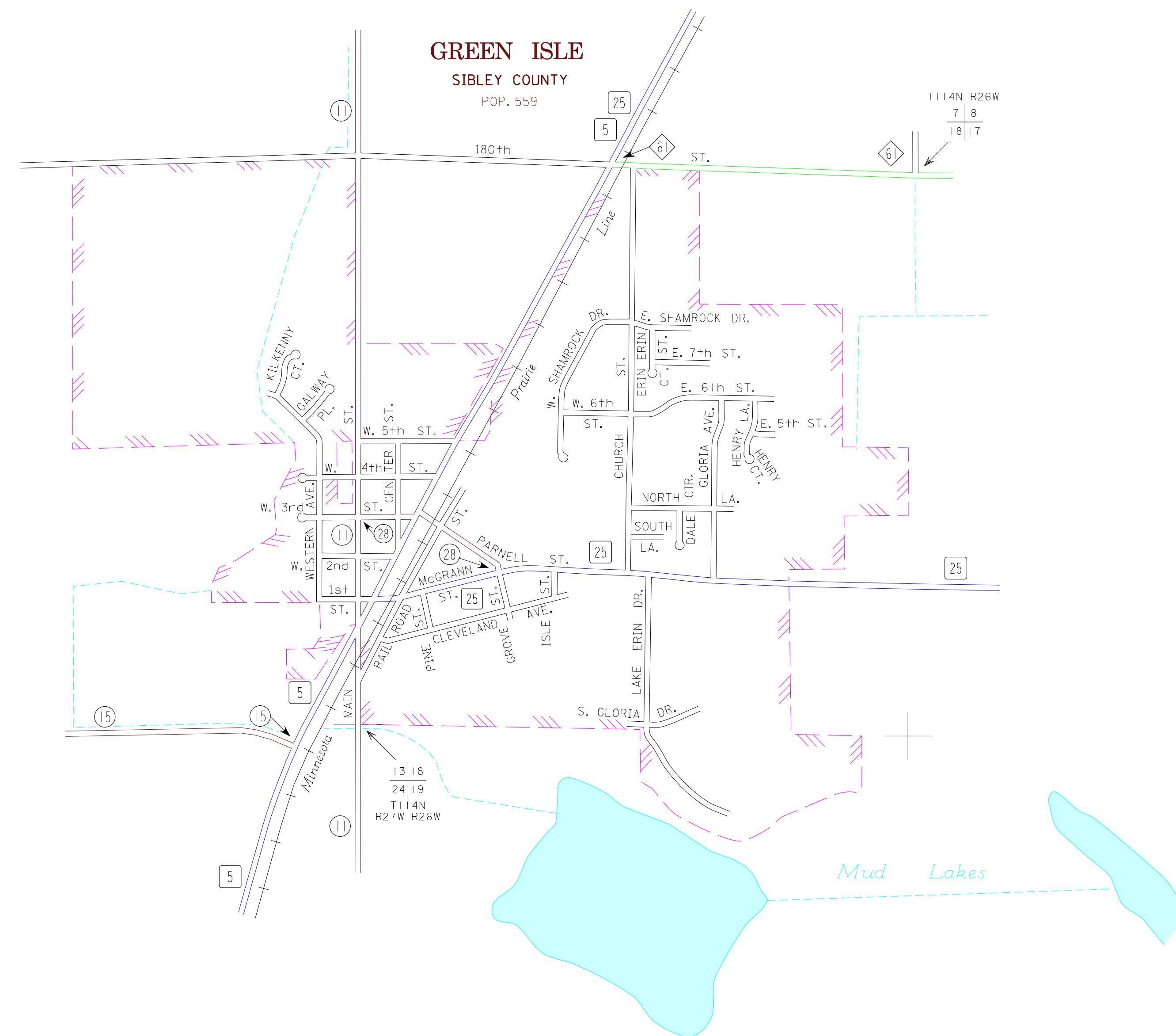


2011
BASIC DATA - 2009



LEGEND

- INTERSTATE TRUNK HIGHWAY..... (35)
- U.S. TRUNK HIGHWAY..... (10)
- STATE TRUNK HIGHWAY..... (55)
- COUNTY STATE AID HIGHWAY..... (23)
- COUNTY ROAD..... (15)
- PUBLIC ROAD
- PRIVATE ROAD
- CORPORATE LIMITS.....



MUNICIPALITIES SHOWN
ON THIS SHEET
GREEN ISLE

To request information from this document in an alternative format,
call 651-366-4718 or 1-800-657-3774 (Greater Minnesota);
711 or 1-800-627-3529 (Minnesota Relay). You may also send
an e-mail to ADRequest.dot@state.mn.us.
(Please request at least one week in advance).

NOTE: 2010 U.S. CENSUS FIGURES SHOWN FOR ALL MUNICIPALITIES UNLESS OTHERWISE STATED.