

**INSTRUCTIONS FOR DOWNLOADING AND SUBMITTING AN EXCEL® PRICE SCHEDULE ONLY
WHEN RESPONDING TO A SWIFT EVENT**

STEP

- 1 A Price Schedule in Excel® (.xls) is attached to the "Line Details" of the Event. You must "download" and save the Excel Price Schedule to your desktop before you can begin filling in your offer and complete the Price Schedule. You must "upload/attach" the completed Price Schedule where directed in the Line Details section of the Event.
- 2 Responses will only be accepted on the Price Schedule included with the Event in Microsoft Excel® 97-2003 Workbook (.xls), or Microsoft Excel®2010 Workbook (.xlsx). **The State reserves the right to reject any Price Schedule not submitted in .xls or .xlsx format.**
- 3 When you have completed your entire response, you must 'upload/attach' the completed Price Schedule and select the 'I HAVE ATTACHED MY PRICE SCHEDULE' check box where directed in the Line Details section of the Event. **DO NOT SELECT 'I DECLINE TO BID ON THIS LINE'**. Selecting this box may cause your response to be rejected.
- 4 If you're having trouble submitting or attaching your Price Schedule, call the Help Desk at 651-201-8100 - Option No.1

SUBMIT PRICES USING THE PRICE SCHEDULE PROVIDED WITH THE EVENT

The Price Schedule must be returned in the Excel® format.

"DO NOT" SUBMIT EXCEL PRICE SCHEDULES AS PDF FILES.

The State reserves the right to reject responses if the Excel Price Sheets are submitted as PDF files or any other format not supported by SWIFT.

EXHIBIT D
AFTERMARKET TRACTOR, COMPACT LOADER,
WHEEL LOADER ATTACHMENTS
Discount Off List Pricing Info
Specification 3.0

Vendor Name:	Edney Distributing Co., Inc.
Contact Person:	Dave Mosier
Street Address:	8485 215th St W
P.O. Box:	1236
City, State, Zip	Lakeville, MN 55044
Phone #:	952-469-5267
Toll Free #:	888-443-3639
Email Address:	sales@edneyco.com

<u>SPEC NUMBER</u>	<u>INFORMATION REQUESTED</u>	<u>ANSWER</u>
8.1	<u>MANUFACTURER:</u>	Schulte
8.2	<u>ATTACHMENT DESCRIPTION:</u>	Cutters
8.3	<u>PERCENT DISCOUNT (%) TO BE APPLIED TO LIST:</u>	32%
8.4	<u>DATE AND/OR I.D. OF PRICE LIST:</u>	7.10.19 Cutters 2020
8.5	<u>STANDARD WARRANTY TERM</u> (Months/Years):	6 Months
8.6	<u>DELIVERY CHARGES: (NO FLAT RATE ALLOWED)</u>	
8.6.1	<u>DELIVERY STARTING POINT:</u> (City) (State, Zip Code)	Englefeld Saskatchewan, S0K1N0
8.6.2	<u>PRICE PER LOADED MILE:</u>	\$2.00
8.6.3	<u>MINIMUM DELIVERY CHARGE:</u>	\$
8.7	<u>INSTALLATION SERVICES - \$ PER HOUR</u> (Shop Rate): Installation services may be requested on an "as needed" basis.	\$90

SWIFT EVENT TITLE: AFTERMARKET TRACTOR/SKIDSTEER ATTACHMENTS, T-632(5) Event ID: G0210-2000010716

** Following is a list of all distributors that are authorized to sell the equipment listed above.

** The Swift Vendor Number (SWIFT ID) must be complete, including the vendor Swift ID and Location Code (LOC CODE).

** All distributors MUST provide the required insurance certificates to the State as outline in the Swift Event Special Terms and Conditions before any State Contract may be executed.

COMPANY NAME	SWIFT ID	LOC CODE	COMPANY ADDRESS	CITY	ST /ZIP	PHONE	CONTACT NAME
Edney Distributing Co., Inc.	0000215024	003	8485 215th St W/Lakeville	Lakeville	MN/55044	952-469-5267	Mike Peters
Adkins Equipment, Inc.	0000208093	001	18323 Cty Hwy 21/Detroit Lakes	Detroit Lakes	MN/56501	218-847-4587	Jeff Adkins
Ironhide Equipment	0000257536	001	3516 Irvine Ave NW	Bemidji	MN/56601	218-751-4660	Brian Spletstoeszer
Bobcat of Duluth	0000236269	002	4610 W Arrowhead Rd/Duluth	Duluth	MN/55811	218-727-7377	Dan Linde
Butler Machinery	0000204147	001	3401 33rd St S/Fargo	Fargo	ND/58104	701-298-1749	Troy DeWite
Jaycox Implement	0000194422	001	410 West Roehn/Luverne	Luverne	MN/56156	507-283-2319	Mark Ommen
J & S Repair	0000975133	001	505 2nd St NE	Grand Meadow	MN/55936	507-754-5233	Travis Warmka
Kesteloot Enterprises	0000295830	001	2517 Co. Rd 8/Marshall	Marshall	MN/56258	507-532-0100	Daren Kesteloot
Kibble Equipment	0000364257	001	1150 South Victory Dr/Mankato	Mankato	MN/56001	507-387-8201	Sean McGraw
Kibble Equipment	0000364257	004	61022 103rd St	Minnesota Lake	MN/56068	507-462-3828	Sean McGraw
Kibble Equipment	0000364257	008	1201 Main E	Sleepy Eye	MN/56085	507-794-5381	Rod Schumacher
Kibble Equipment	0000364257	009	3099 Highway 7 SW	Montevideo	MN/56068	800-269-2088	Corey Eischens
Kibble Equipment	0000364257	010	150 Highway 68	Wabasso	MN/56293	507-342-5171	Pat Eichten
Kibble Equipment	0000364257	011	1381 Highway Ave W	Bird Island	MN/55310	320-365-3445	Matt Kramer
Kibble Equipment	0000364257	012	36648 US Hwy 71	Redwood Falls	MN/56283	507-644-3571	Pat Eichten
Kibble Equipment	0000364257	013	107 Faribault Dr	Blue Earth	MN/56013	507-526-2714	Chadd Hollerich
Kibble Equipment	0000364257	014	1100 N US Highway 59	Marshall	MN/56258	507-537-1523	Travis Przybilla
Kibble Equipment	0000364257	015	3555 SW 18th ST	Owatonna	MN/55060	507-451-4054	Brock Veldman
Kibble Equipment	0000364257	016	500 Highway 14W	Tyler	MN/56178	507-247-5572	Jeff Schulte
Kibble Equipment	0000364257	017	15058 SD Hwy 15	Milbank	SD/57252	605-432-5523	Ryan Hanson
Kibble Equipment	0000364257	018	609 Highway 75 N	Wheaton	MN/56296	320-563-8112	Mark Moxness
Lano Equipment	0000213525	001	1015 Hwy 212 W/Norwood	Norwood	MN/55368	952-467-2181	Jack Lano
Lano Equipment	0000193199	003	6140 Hwy 10/Anoka	Anoka	MN/55303	763-307-2811	Scott Fahey
Melrose Implement	0000802356	001	Hwy 13 South/Melrose	Melrose	MN/56352	320-256-4253	Kris Middendorf
Mid-Central Equipment	0000232112	001	50106 US Hwy 210 W/Henning	Henning	MN/56551	218-583-4124	Nathan Thalman
Miller-Sellner Implement, Inc.	0000198622	001	22024 State Hwy 4/Sleepy Eye	Sleepy Eye	MN/56085	507-794-2131	Doug Miller
Minnesota Equipment	0000197372	001	13725 Main St/Rogers	Rogers	MN/55374	763-428-4107	Dan Scharber
Nelson Equipment	0000210256	001	17270 US 59/Thief River Falls	Thief River Falls	MN/56701	218-681-1997	Joel Nelson
Niebur Tractor & Equipment, Inc.	0000268650	001	14380 240th St E /Hastings	Hastings	MN/55033	651-437-3531	Dan Beissel
Northland Farm Systems	0000208304	001	3695 Hoffman Dr N/Owatonna	Owatonna	MN/55060	507-451-3131	John Losee
Olson Power and Equipment	0000197590	001	38560 14th Ave/North Branch	North Branch	MN/55056	651-674-4494	Dan Olson
RDO Equipment	0000199158	011	1254 S. Tower Rd/Fergus Falls	Fergus Falls	MN/56537	701-526-6665	Jason Hintermeister
RDO Equipment	0000199158	013	110 Michael St/Hawley	Hawley	MN/56549	701-526-6665	Jason Hintermeister
RDO Equipment	0000199158	010	2900 Main Ave SE/Moorhead	Moorhead	MN/56560	701-526-6665	Jason Hintermeister
SEMA Equipment, Inc.	0000197244	001	11906 Hwy 14 E	St. Charles	MN/55972	507-259-2240	Doug Erickson
Plainview Equipment	0000197244	002	RR1 Box 221A	Plainview	MN/55964-9775	507-259-2240	Doug Erickson
SEMA Equipment, Inc.	0000197244	003	1013 S Section Ave	Spring Valley	MN/55975-0106	507-259-2240	Doug Erickson
SEMA Equipment, Inc.	0000197244	004	55083 County RD 4	Plainview	MN/55964	507-259-2240	Doug Erickson
SEMA Equipment, Inc.	0000197244	005	2001 4th St NW	Austin	MN/55912	507-259-2240	Doug Erickson
SEMA Equipment, Inc.	0000197244	006	11555 Hwy 60 Blvd	Wanamingo	MN/55983	507-259-2240	Doug Erickson
SEMA Equipment, Inc.	0000197244	007	610 W Main St	Le Roy	MN/55951	507-259-2240	Doug Erickson
SEMA Equipment, Inc.	0000197244	008	32980 Northfield Blvd	Northfield	MN/55075	507-259-2240	Doug Erickson
SEMA Equipment, Inc.	0000197244	009	201 N Hwy 44/76	Caledonia	MN/55921	507-259-2240	Doug Erickson
Smiths Mill Implement, Inc.	0000197059	001	63065 206th St/Janesville	Janesville	MN/56048	507-234-5191	Rick Eichhorst
Titan Machinery	0000251892	015	6340 Hwy 101/Shakopee	Shakopee	MN/55379	952-445-5400	Brenden Honebrink
Titan Machinery	0000251892	004	315 Hwy 28 E/Graceville	Graceville	MN/56240	952-445-5400	Brenden Honebrink
Titan Machinery	0000251892	010	500 Ingersoll Ave/Crookston	Crookston	MN/56716	952-445-5400	Brenden Honebrink
Titan Machinery	0000251892	023	2491 St Hwy 200/Ada	Ada	MN/56510	952-445-5400	Brenden Honebrink
Titan Machinery	0000251892	011	17108 US Hwy 59 NE/Thief River Falls	Thief River Falls	MN/56701	952-445-5400	Brenden Honebrink
Titan Machinery	0000251892	012	207 South Borud St/Winger	Winger	MN/56592	952-445-5400	Brenden Honebrink
Tjosvold Equipment	0000202238	001	5352 285th Ave/Granite Falls	Granite Falls	MN/56241	320-564-2331	Jon Tjosvold
Truman Welters Tractor and Equipment	0000193702	001	1600 Hwy 55 E/Bufalo	Bufalo	MN/55313	763-682-2200	Seth Strehler
Wabasha Implement	0000212699	001	840 N Wabasha/Plainview	Plainview	MN/55964	507-534-2004	Jack Decker




USA

MACHINE PRICES AND SPECIFICATIONS

Effective July 10, 2019



5026 Rotary Cutter



CUTTER FEATURES

- | | | |
|-------------------------------------|---|--|
| - 10GA deck | - Spring steel bushings at major pivot points | - S000-010 safety chain kit 1/4" grade 70 with 10,000 lbs capacity |
| - Phasing cylinders (3) c/w hoses | - 1000 RPM | - Two piece replaceable skid shoes |
| - Wing lift cylinders (2) c/w hoses | - Deck protection rings | - Operator's manual in holder |
| - Suspension for center and wings | | |

~ ~ Selection 1 ~ Choose a Basic Unit ~ ~

		<i>Price USA</i>	<i>Wt/lbs</i>
1)	C502-100 Basic 26' Unit, 1000 RPM	44,180.00	6,131
2)	S000-040 Safety Light Kit (Required)	500.00	

~ ~ Selection 2 ~ Choose a Hitch Type and Accessories ~ ~

1)	C502-810 Trailing hitch, CV Style	946.00	185
	Choose a Clevis:		
a)	C502-113WG Solid Tongue	133.00	13
b)	C502-107WG Open Clevis	129.00	12
c)	C000-300WG Precision hitch	446.00	29
d)	C502-816WG Solid Tongue with 2-3/16" hole for 2" pin	142.00	
e)	C502-815WG Clevis with 2 3/16" Opening	152.00	13
f)	C000-360WG Adjustable Clevis	305.00	
	Choose a Tractor Shaft:		
a)	340-8082WG CV Shaft, 1 3/4" x 20 Spline	1,721.00	80
b)	340-8092WG CV Shaft, 1 3/8" x 21 Spline	1,721.00	80
2)	C502-820 Trailing Equal Angle Hitch Sub Assembly	1,782.00	270
	Must Choose a Hitch Block		
a)	C502-821 Category 3, fits up to a 1-1/2" pin and a drawbar 2-1/4" x 3-1/2"	282.00	
b)	C502-822 Category 4, fits up to a 2" pin and a drawbar 2-1/2" x 5-1/8"	282.00	
c)	C502-828 Category 5, fits up to a 2-3/4" pin and a drawbar 3-1/8" x 6-1/4"	282.00	
	Choose a Tractor Shaft:		
	<i>IMPORTANT:</i> PTO Adaptor must not be used in any application.		
a)	340-5505WG Equal Angle Shaft, 1 3/8" x 21 Spline	975.00	73
b)	340-5506WG Equal Angle Shaft, 1 3/4" x 20 Spline	729.00	73



MASTER PRICE SHEET



This list supersedes all previous lists.


USA

MACHINE PRICES AND SPECIFICATIONS

Effective July 10, 2019



5026 Rotary Cutter



Price USA Wt/lbs

~ ~ Selection 3 ~ Choose a Blade Configuration ~ ~

C502-250	Two Blade Pan Kit	4,058.00	597
C502-251	Two Blade Pan Kit with Shredder Blades	4,475.00	747
C502-270	Fixed Knife Shredder Kit with Updraft Blades	6,240.00	592
C502-280	Fixed Knife Shredder Kit with Flat Blades <i>(recommended for cotton)</i>	6,240.00	592
	Assembly charge on pan units	Net	550.00
	Assembly charge on fixed blade units	Net	650.00

~ ~ Selection 4 ~ Choose a Safety Guard & Accessories ~ ~

C502-420	Single Safety Chains Front & Rear c/w Front Rubber Belting <i>(recommended for cotton & corn)</i>	1,945.00	359
C502-430	Single Safety Chains Front Only c/w Front & Rear Rubber Belting <i>(recommended for dry grass staw, wheat straw & barley straw)</i>	1,677.00	258
C502-500	Single Safety Chains Front & Rear	1,746.00	340
C502-440	Single Safety Chains Front & Rear c/w frt & rear belting	2,641.00	
C502-550	Double Safety Chains Front & Rear	2,366.00	677

IMPORTANT: OSHA, ASAE, SAE, and ANSI standards REQUIRE the use of Chain Guards, Deflectors, or Solid Skirts/Bands at all times. Schulte recommends mower be equipped with deflectors or double chain guards for all mowing purposes. Single chain guards may be used for agricultural purposes only and are specifically not recommended for highway, right-of-way, parks or greenbelt mowing. Before ordering a mower, read the Thrown Object Shield Information Message in the Rotary Cutter Spec Section in the sales price book.

PREDELIVERY SERVICE IS REQUIRED BY DEALER OR END USER



USA

MACHINE PRICES AND SPECIFICATIONS

Effective July 10, 2019



5026 Rotary Cutter



~ ~ Selection 5 ~ Choose Axle Option ~ ~

		Price USA	Wt/lbs
C502-622	Standard Axle Kit <i>(Choose 6 tires cannot use stubble proof tires)</i>	2,976.00	
C502-624	Standard Axle Kit <i>(choose 8 tires cannot use stubble proof tires)</i>	3,902.00	
C502-626	Walking Axle Kit <i>(choose 8 tires cannot use stubble proof tires)</i>	4,062.00	
C502-628	618 Walking Axle Kit <i>(Choose 8 tires Stubble proof only)</i>	5,556.00	

~ ~ Selection 6 ~ Choose Tire Option ~ ~

210-182NWG	Aircraft Tire <i>(Choose quantity of tires needed 6 or 8)</i>	378.00	
210-530WG	Tire Assembly 11L Stubble Proof <i>(Choose 8 Tires)</i>	383.00	
210-505WG	Light Truck Tire <i>(Choose quantity of tires needed 6 or 8)</i>	270.00	

~ ~ Selection 7 ~ Schulte Fan Kit ~ ~

C502-780	Cyclone Fan Debris Kit, <i>Factory Installed</i>	7,210.00	
C502-790	Cyclone Fan Debris Kit, <i>Crated</i>	7,036.00	

~ ~ Selection 8 ~ Choose a Destination Code ~ ~

C502-NA	North America and Australia Destination Kit	65.00	
C502-__	Foreign Destination Kit (Amount may vary depending on country)	475.00 (Estimate)	

PREDELIVERY SERVICE IS REQUIRED BY DEALER OR END USER



MASTER PRICE SHEET



This list supersedes all previous lists.

USA

MACHINE PRICES AND SPECIFICATIONS

Effective July 10, 2019



5026 Rotary Cutter



~ ~ Selection 9 ~ Extra Options ~ ~

C502-920	Crop dividers	255.00
C502-740	HYD Cooler Factory Installed	4,759.00
C502-745	HYD Cooler Factory Crated	4,596.00

PREDELIVERY SERVICE IS REQUIRED BY DEALER OR END USER




USA

MACHINE PRICES AND SPECIFICATIONS

Effective July 10, 2019



5024 Rotary Cutter



CUTTER FEATURES

- | | | |
|-------------------------------------|---|--|
| - 10GA deck | - Spring steel bushings at major pivot points | - S000-010 safety chain kit 1/4" grade 70 with 10,000 lbs capacity |
| - Phasing cylinders (3) c/w hoses | - 1000 RPM | - Two piece replaceable skid shoes |
| - Wing lift cylinders (2) c/w hoses | - Deck protection rings | - Operator's manual in holder |
| - Suspension for center and wings | | |

~ ~ Selection 1 ~ Choose a Basic Unit ~ ~

		<i>Price USA</i>	<i>Wt/lbs</i>
1)	C524-100 Basic 24' Unit, 1000 RPM	42,882.00	6,131
2)	S000-040 Safety Light Kit (Required)	500.00	

~ ~ Selection 2 ~ Choose a Hitch Type and Accessories ~ ~

1)	C502-810	Trailing hitch, CV Style	946.00	185
	Choose a Clevis:			
	a)	C502-113WG Solid Tongue	133.00	13
	b)	C502-107WG Open Clevis	129.00	12
	c)	C000-300WG Precision hitch	446.00	29
	d)	C502-816WG Solid Tongue with 2-3/16" hole for 2" pin	142.00	
	e)	C502-815WG Clevis with 2 3/16" Opening	152.00	13
	f)	C000-360WG Adjustable Clevis	305.00	
	Choose a Tractor Shaft:			
	a)	340-8082WG CV Shaft, 1 3/4" x 20 Spline	1,721.00	80
	b)	340-8092WG CV Shaft, 1 3/8" x 21 Spline	1,721.00	80
2)	C502-820	Trailing Equal Angle Hitch Sub Assembly	1,782.00	270
	Must Choose a Hitch Block			
	a)	C502-821 Category 3, fits up to a 1-1/2" pin and a drawbar 2-1/4" x 3-1/2"	282.00	
	b)	C502-822 Category 4, fits up to a 2" pin and a drawbar 2-1/2" x 5-1/8"	282.00	
	c)	C502-828 Category 5, fits up to a 2-3/4" pin and a drawbar 3-1/8" x 6-1/4"	282.00	
	Choose a Tractor Shaft:			
	a)	340-5505WG Equal Angle Shaft, 1 3/8" x 21 Spline	975.00	73
	b)	340-5506WG Equal Angle Shaft, 1 3/4" x 20 Spline	729.00	73

IMPORTANT: PTO Adaptor must not be used in any application.



MASTER PRICE SHEET




USA

MACHINE PRICES AND SPECIFICATIONS

Effective July 10, 2019



5024 Rotary Cutter



Price USA Wt/lbs

~ ~ Selection 3 ~ Choose a Blade Configuration ~ ~

C524-250	Two Blade Pan Kit		3,844.00	597
	Assembly charge on pan units	Net	550.00	
	Assembly charge on fixed blade units	Net	650.00	

~ ~ Selection 4 ~ Choose a Safety Guard & Accessories ~ ~

C524-575	Single Safety Chains Front & Rear c/w Front & Rear Half Belting		2,175.00	359
----------	---	--	----------	-----

IMPORTANT: OSHA, ASAE, SAE, and ANSI standards REQUIRE the use of Chain Guards, Deflectors, or Solid Skirts/Bands at all times. Schulte recommends mower be equipped with deflectors or double chain guards for all mowing purposes. Single chain guards may be used for agricultural purposes only and are specifically not recommended for highway, right-of-way, parks or greenbelt mowing. Before ordering a mower, read the Thrown Object Shield Information Message in the Rotary Cutter Spec Section in the sales price book.

PREDELIVERY SERVICE IS REQUIRED BY DEALER OR END USER



USA

MACHINE PRICES AND SPECIFICATIONS

Effective July 10, 2019



5024 Rotary Cutter



~ ~ Selection 5 ~ Choose Axle Option ~ ~

		Price USA	Wt/lbs
C502-622	Standard Axle Kit <i>(Choose 6 tires cannot use stubble proof tires)</i>	2,976.00	
C502-624	Standard Axle Kit <i>(choose 8 tires cannot use stubble proof tires)</i>	3,902.00	
C502-626	Walking Axle Kit <i>(choose 8 tires cannot use stubble proof tires)</i>	4,062.00	
C502-628	618 Walking Axle Kit <i>(Choose 8 tires Stubble proof only)</i>	5,556.00	

~ ~ Selection 6 ~ Choose Tire Option ~ ~

210-182NWG	Aircraft Tire <i>(Choose quantity of tires needed 6 or 8)</i>	378.00	
210-530WG	Tire Assembly 11L Stubble Proof <i>(Choose 8 Tires)</i>	383.00	
210-505WG	Light Truck Tire <i>(Choose quantity of tires needed 6 or 8)</i>	270.00	

~ ~ Selection 7 ~ Schulte Fan Kit ~ ~

C502-780	Cyclone Fan Debris Kit, <i>Factory Installed</i>	7,210.00	
C502-790	Cyclone Fan Debris Kit, <i>Crated</i>	7,036.00	

~ ~ Selection 8 ~ Choose a Destination Code ~ ~

C524-NA	North America and Australia Destination Kit	64.00	
---------	---	-------	--

MASTER PRICE SHEET



USA

MACHINE PRICES AND SPECIFICATIONS

Effective July 10, 2019



5024 Rotary Cutter



~ ~ Selection 9 ~ Extra Options ~ ~

C502-920	Crop dividers	255.00
C502-740	HYD Cooler Factory Installed	4,759.00
C502-745	HYD Cooler Factory Crated	4,596.00

PREDELIVERY SERVICE IS REQUIRED BY DEALER OR END USER