



# <Project> Proposed Noise Barriers

## Why you are receiving this information

The Minnesota Department of Transportation (MnDOT) recently conducted a noise study along <location> and determined a noise barrier constructed at <location> would reduce the traffic noise level at your property, unit or business by at least 5 decibels.

## Vote on the proposed noise barrier

Property owners and residents who will experience a 5-decibel reduction in noise as a result of a noise barrier can vote for or against the proposed noise barrier at <location>. The property owners and the residents who are eligible to vote are shown to the left in <color>.

## Your vote can make a difference

Cast your vote on the noise barrier that affects you (highlighted in color - to the left) by completing the enclosed voting ballot and mailing it back by <date>.

## How voting works

You can vote for or against the noise barrier that affects your property, unit or business. MnDOT uses a weighted voting system to ensure residents and property owners are given appropriate influence on the outcome of the noise barrier. How much you influence the outcome of the noise barrier is based on how much your property/unit is affected by the noise barrier and whether or not you own the property/unit.

Proximity to Noise Barrier	Points Awarded		
	Resident	Owner	Both
Property/unit is immediately adjacent to the noise barrier	2	4	6
Property/unit is not immediately adjacent to the noise barrier	1	2	3

*Only the units in apartments/multi-family residential buildings that receive a 5 decibel reduction of noise get to vote. Businesses, churches and schools receive a vote equal to that of a property owner. The table above is an example of the voting system. Please see MnDOT's Noise Policy for additional information about the voting process.*

For each proposed noise barrier, more than 50 percent of all possible voting points (not just those that reply) must vote "not in favor" of the noise barrier to exclude it from the project. Because the voter-approved noise barriers are planned to be built as part of the larger <Project Name> occurring in <Construction Date>, barriers voted down will not be reconsidered for this project.



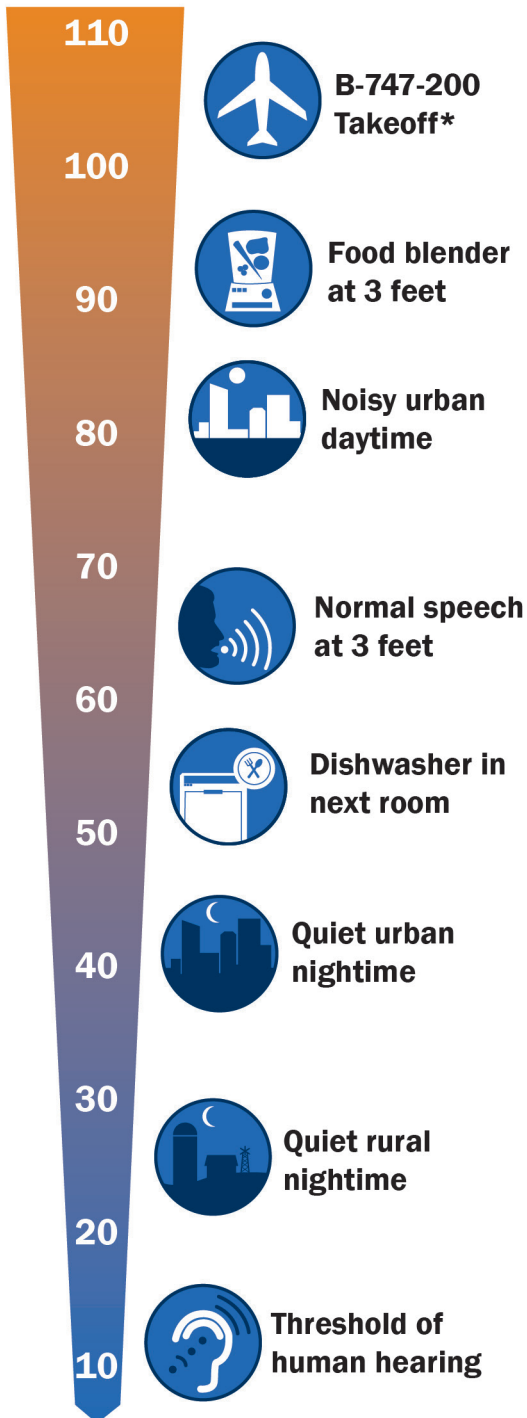
### Upcoming public meeting

When: <Date><Time>

Where: <Location>  
<Address>

# Frequently-Asked Questions

## COMPARISON OF NOISE LEVELS Measured in dB(A)



\* As measured along the takeoff path 2 miles from the overflight end of the runway

## Why are noise barriers being proposed as part of the <Project Name>?

MnDOT conducted a noise study along <Location> to determine if noise barriers would reduce the level of noise in the community adjacent to the project. Currently, traffic noise along <Location> exceeds the state's noise standards and a noise barrier would reduce the noise levels at certain locations in the community by at least 5 decibels. MnDOT is required to comply with the noise limit requirements set by the State of Minnesota (MN Rules Chp 7030) and the Federal Highway Administration (23 C.F.R. 772).

Studies have shown that changes in noise levels of less than 3 decibels are not typically noticeable by the average human ear. An increase of 5 decibels is generally noticeable by anyone, and a 10-decibel increase is usually "twice as loud."

## Why does MnDOT conduct noise studies?

MnDOT assesses existing noise levels and predicts future noise levels and noise impacts of proposed construction projects. If noise impacts are identified, MnDOT is required to consider noise mitigation measures, such as installing noise barriers. All traffic noise studies and analyses must follow the requirements established by federal law, Federal Highway Administration Noise Abatement Criteria, Minnesota Pollution Control Agency State Noise Standards, and MnDOT's Noise Policy and noise analysis guidelines.

## How does MnDOT determine if a noise barrier is needed?

Constructing a noise barrier must be feasible and reasonable. Feasibility and reasonableness are determined by cost, amount of noise reduction, safety and site considerations. Noise mitigation is not automatically provided where noise impacts have been identified. Decisions about noise mitigation are made on an individual case.

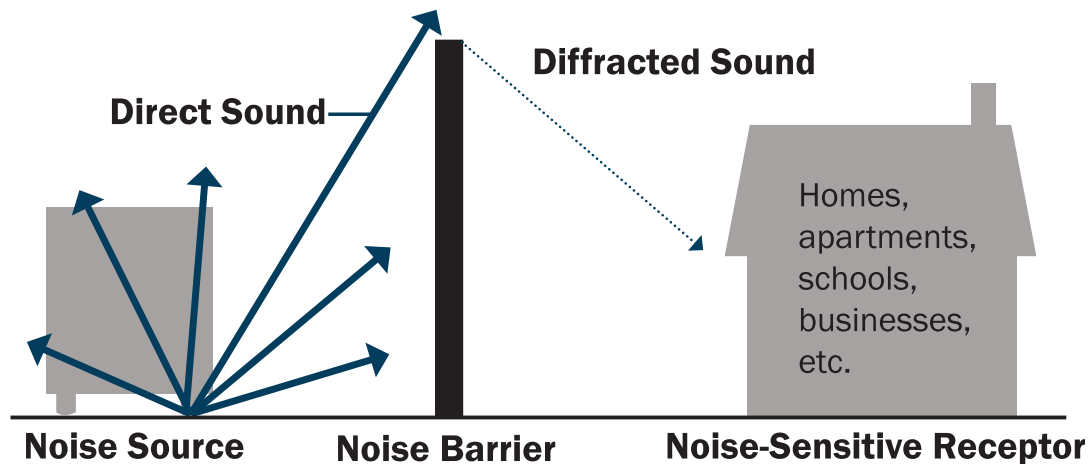
## When will the noise barrier be installed?

The noise barrier would be installed as part of the overall construction project, which is anticipated to begin <Construction Date>.

# Frequently-Asked Questions

## How do noise barriers reduce noise?

Noise barriers do not eliminate all noise. Noise barriers reduce noise by blocking the direct path of sound waves to a home or business. **To be considered effective, a noise barrier must reduce noise levels by at least 5 decibels.**



## Can noise levels increase as sound waves pass over a noise barrier?

No, noise levels do not increase as sound waves pass over a barrier. Noise levels are reduced the further the sound waves travel.

## Could trees be planted to block traffic noise?

There is not enough space to plant the amount of and size of trees needed to reduce traffic noise. To effectively reduce traffic noise there needs to be room for at least 100 feet of dense evergreen trees that are 15 feet tall or more. Additionally, if trees are used to reduce traffic noise, they need to be maintained. MnDOT lacks the necessary resources to maintain trees or other vegetation.

## How is the location of the noise barrier determined?

MnDOT studied various location options to determine the height, length and location which provides the greatest level of noise reduction.

## Do noise barriers affect property values?

There have not been any studies that link property values to the presence of noise barriers.


## Where can I find more information about the project?

Visit MnDOT's project website at <project website address>

# Computer Generated Visualizations

## What will the noise barriers look like?

The noise barriers will be <xx feet tall>, built with wood planks and concrete posts. The visuals below are based on the information available <time of pictures> and should not be interpreted as an exact design of this project.



View from <Location>



View from <Location>

## Proposed Noise Barriers

< Insert figure illustrating roadways and proposed noise barrier(s).  
Aerial background recommended. >