

# Highway 197 Paul Bunyan Drive Bemidji, MN

---

## Public Survey Results

June 28, 2021

# Table of Contents

Survey Results..... 1

    Priority Ranking..... 1

    Areas of Focus..... 1

    Other Thoughts..... 2

    Demographics..... 3

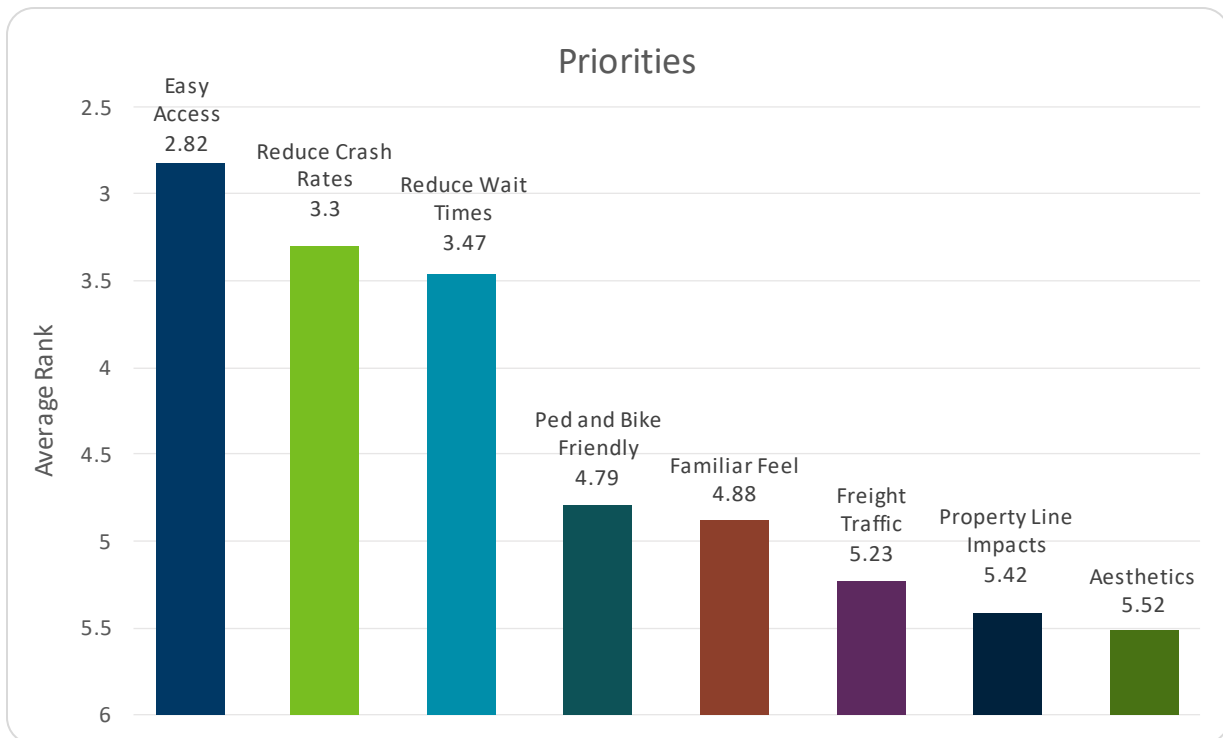
# Survey Results

407 participants completed the survey. The findings from the survey questions are summarized in the following sections.

## Priority Ranking

Data for this question is numbered as “1” being the most important priority and “6” being the least important. The rankings were averaged, and three categories stand out as higher priorities:

1. Easy Access
2. Reduce Crash Rates
3. Reduce Wait Times



## Areas of Focus

Each intersection option presented was ranked 1-5 stars. The final score is reflective of weighting these stars as points, i.e. 5 stars given to Mall Access Option 1.1 received 5 points.

Option 1.1 included roundabouts.

Intersection	Points	Spread
Mall Access Option 1.1	724	50
Mall Access Option 1.2	774	
Middle School Dr. & Hannah Ave. Option 1.1	823	59
Middle School Dr. & Hannah Ave. Option 2.1	764	
Middle School Dr. & Hannah Ave. Option As-Is	519	304

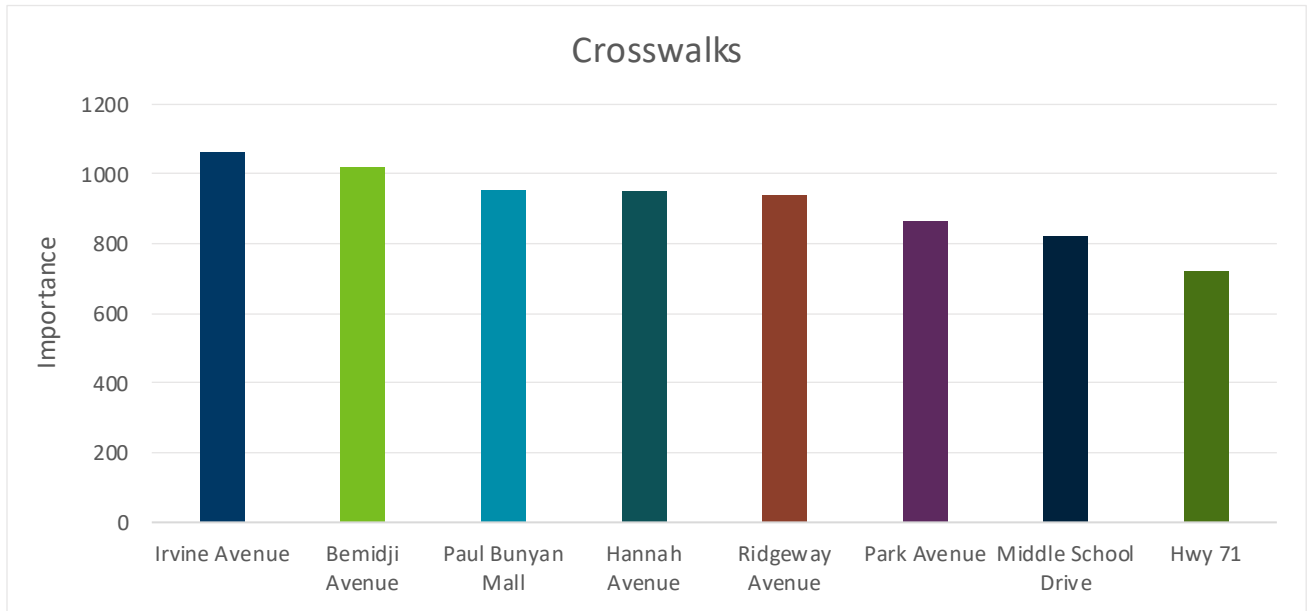
## Other Thoughts

The first selection was to rank each intersection style (roundabout vs. signal) as a part of the larger options. The total score for all intersections under each option is summed up below.

Category	Points	Spread
Option 1.1	5627	411
Option 2.1	5216	

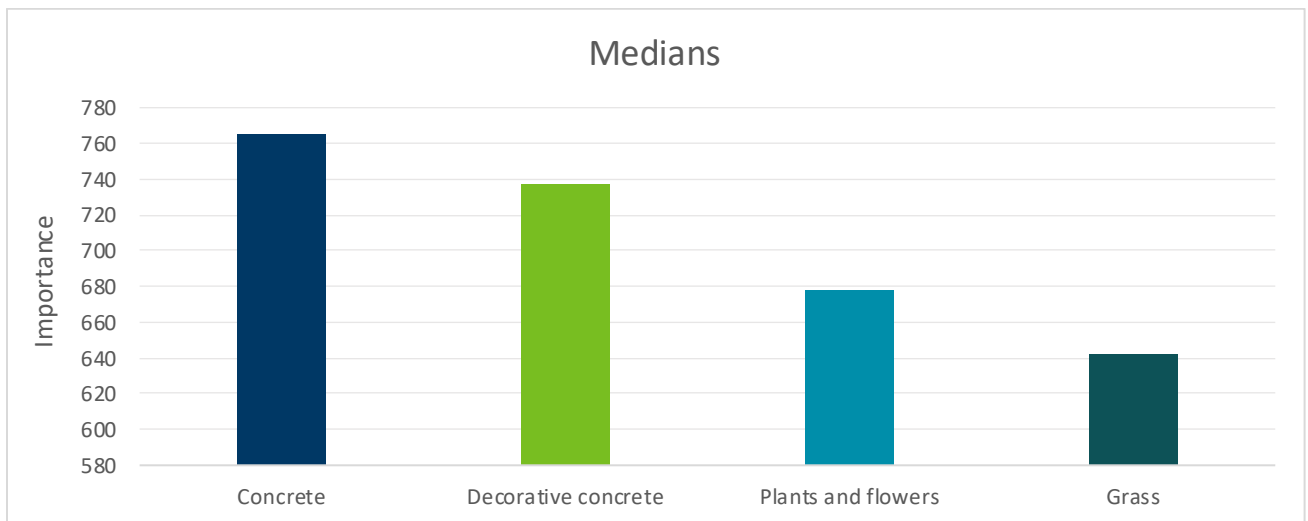
## Crosswalks by Intersection

They were asked to rank how important are crosswalks at the various intersections.



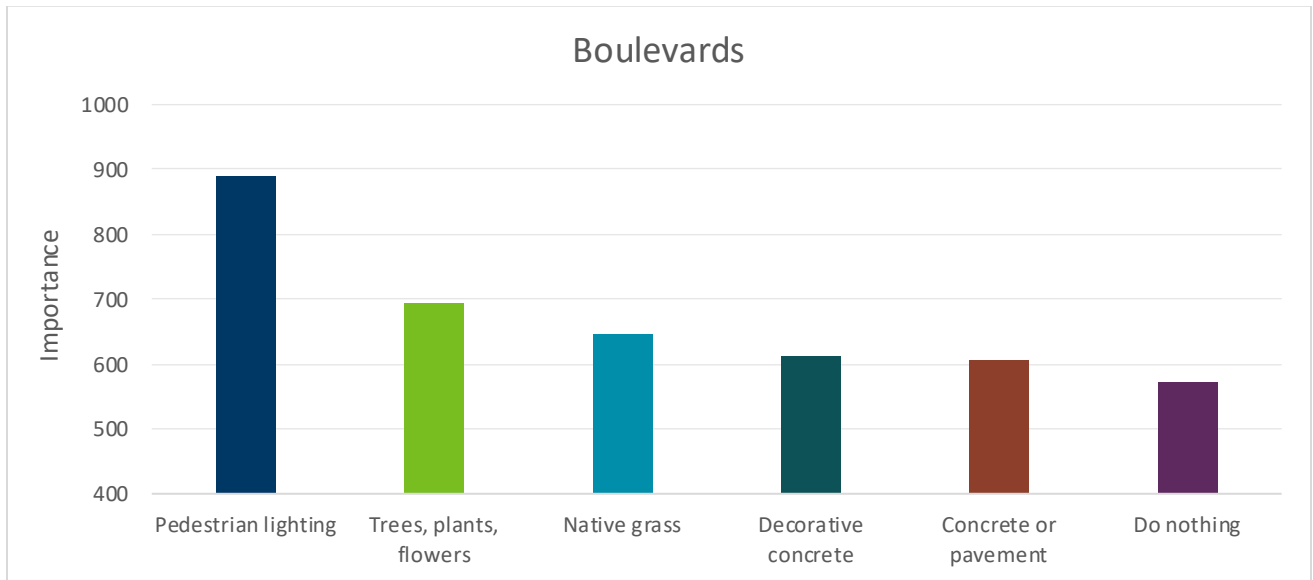
## Median Style

The public was asked to rank their preference on the type of median that could be installed.



## Boulevard Style

The public was asked to rank their preference on type of boulevard.



## Demographics

Roughly 290 individuals responded to the optional demographic questions asked at the end of the survey.

» Age groups that responded are in order or most to least below:

- 55-64 (21%)
- 45-54 (20%)
- 35-44 (19%)
- 25-34 (17%)
- 65-74 (15%)
- 18-24 (6%)
- 75 or older (2%)
- 17 or younger (0%)

» Gender

- There were more respondents that identify as female (56%) than male (40%).

» Race/Ethnicity

- Most individuals identified as White (84%).
- The second largest response did not prefer to answer (8%).
- The fewest responses included those that identified as American Indian/Alaskan Native (4%), multiple ethnicities (3%), and Asian/Asian American/Pacific Islander (1%).

» Language

- English was selected by 98% of respondents with 2% choosing Other/Prefer not to answer.

» How they heard about the survey

- Social media (66%)

- Email (10%)
- Public event (7%)
- Referral (6%)
- Newspaper (5%)
- MnDOT website (4%)
- Radio (2%)

» Sharing

- Twitter share (1)
- Facebook share (3)